

Winter 2009

ipmba



news

Newsletter of the International Police Mountain Bike Association

IPMBA: Promoting and Advocating Education and Organization for Public Safety Bicyclists.

Vol. 18, No. 1

Inauguration Action

by **Maureen Becker**
Executive Director

It may have been cold, but the freezing temperatures had no effect on the enthusiasm of the crowd that gathered in Baltimore's War Memorial Plaza on Saturday, January 17. President-elect Barack Obama's train was due to arrive at Penn Station at 4:00pm, and Baltimore was ready.

Initial projections for the crowd were between 100,000 and 150,000. The health commissioner urged the old, the young, and the vulnerable to stay home and watch the festivities on TV. Highway signs announced that the event was at capacity by 1:00pm. The cautionary language must have dissuaded a lot of people, as attendance was later estimated at 40,000. Those 40,000 people, however, were packed into an area described as accommodating only 30,000.

The Baltimore City Fire Department's EMS Bike Team was ready. Bundled up against the bitter cold and the biting gusts of wind, the six team members mingled with the crowd, keeping a close eye out for signs of hypothermia and other cold-related illnesses. Being on bikes would give them a much better chance of identifying at-risk spectators and preventing minor problems from becoming major ones. It would also give them some mobility in a setting through which even an ambulance cart would have difficulty maneuvering. Fortunately, incidents were few – most people were dressed appropriately for the weather – but the bike medics remained visible and vigilant, ready to spring into action.



On Inauguration Day in Washington, DC, security measures were more extensive than ever before. All sworn members of the Metropolitan Police Department were activated to full duty, serving 12-hour shifts. These were supplemented by thousands of officers from nearly 100 law enforcement agencies from around the country, federal officers, and military personnel – some 50,000 in total. While the extent to which police and EMS bicycles were used was unknown at press time, civilians were being encouraged to ride their bicycles to the inaugural activities and take advantage of the 17 miles of bike racks – a testament to the practicality of bicycles during times of road and bridge closures and overwhelmed transportation systems.

As budgets get tighter and tighter, it becomes increasingly important to keep public safety cycling in the public eye. It is imperative to maintain local awareness of the many ways in which you have a positive impact on your community so you will be able to make a strong case for full staffing, new equipment, and essential training such as the 19th Annual IPMBA Conference.

Among other public safety initiatives, Obama and Biden have pledged their support for full funding of the COPS program, which historically has been an important source of federal funds for police bike units. This, however, will not happen overnight, and there is no guarantee that it will happen at all. There will be many interests competing for the federal government's limited resources. When an opportunity arises to urge your representatives to vote in favor of initiatives that support public safety cycling, take advantage of it. Every IPMBA member knows what a difference a bike can make, but your elected officials may not – unless you tell them.

IPMBA Goes to Guyana

by **Mike Johnston, PCI #107** (as told to Maureen Becker)
University of Utah Police/Hogle Zoo Security

When the notice came out from the IPMBA office about a training opportunity in Guyana, I was intrigued. The idea of teaching a course in South America was oddly appealing, so my teaching partner, Gary McLaughlin, and I decided to check it out. Although we did not what to expect, the posting assured us that as a former British colony, Guyana is South America's only English-speaking nation, so we knew that language would not be a problem.

The training was requested by Waynewright Orderson, Director of Information Technology for the City of Georgetown. This was to be the first bike patrol in the country, and they were determined to "do it right." Of course, they turned to IPMBA for its internationally recognized training programs.

Undaunted by the State Department reports describing Guyana in less-than-glowing terms, we contacted Wayne with a proposal. Realizing that their resources were very limited, and admittedly looking for adventure, we proposed doing the class at cost. They paid for our transportation, lodging, meals – and shots.

(Continued on page 30)

inside



Board List	18
Events	19
Instructor Corner	25-29
IPMBA Corporate Members	18
Issue Focus: Product Guide	5-17
ESS Flyby	5
Pletscher Hard Case	6
Purple Extreme	5
Interbike	11
International Cycle Show	9
Rudy Project Freeon Golf	8
Supplier Listing	12-13
Zinn Maintenance DVD	7
Member News	21-24
News from the UK	20
P.I.G. Tales	10
President's Column	2
Product Purchase Program	14-17

The Cycling Industry is Strong



Ever since I became involved in cycling, I've enjoyed the technical aspect of it. While not a complete "gearhead", I am one of those guys who, when reading his issue of *Bicycling* magazine, spends time studying the component group of a new bicycle or reading about some new gadget intended to make cycling easier or

more interesting. So, it was with great anticipation that I attended my first Interbike Expo this past year. I had read about it innumerable times and only dreamed of ever being able to attend it. When I walked into the show the first day, my initial response was stolen from Peter Boyle of *Everybody Loves Raymond* fame: "Holy Crap!" Awe-inspiring is how I would describe the enormity of the technology and product (otherwise known as bike porn) that was on display. We would have the next three days to seek out new contacts, re-establish old ones, and put our hands on as much "stuff" as we could. I'll admit that the creativity of some people's minds made me scratch my head at times, and that other times I was hitting myself on the forehead, thinking, "Why didn't I think of that?!"

While talking with many of the vendors, it became increasingly clear that the cycling industry is very strong. It continues striving to maintain the cutting edge of technology to offer to its consumers, and public safety cycling is one of those consumers. When I introduced myself as a member of IPMBA, the reception was warm and inviting, to say the least.

We discussed products, how they could be utilized in public safety cycling, and how best to get these products to our members. I'm really hoping that the vendor area at this year's conference will be one of the best yet. As I talked with these folks, I became increasingly aware of how much information

... this industry depends on input and support from its consumers...

they were trying to draw out of me about our little cycling niche; our unique needs and applications that might not be being met at this current time. Many had immediate thoughts and ideas of how public safety cycling could be positively impacted by their products. This is very promising.

The other thing I came away from Interbike with is a better understanding

of how much this industry depends on input and support from its consumers. Without a collective "us" talking with the industry representatives and supporting our local bike shops, we might find ourselves without new technology and products to meet our evolving needs. It would be a sad state of affairs if we ever get to that point. So if you have a need that is not being met by current technology, get in touch with your Industry Liaison rep, Charlie Summers, and get that information to the people who can make the difference. Who knows, maybe I'll be talking with you at next year's Interbike Expo!

See ya in Albuquerque,

BE AN IPMBA INSTRUCTOR!

Want to become an IPMBA-Certified Instructor?

Call 410-744-2400 or email info@ipmba.org to obtain an instructor application packet. In the simplest of terms, to become an Instructor, you must meet the criteria outlined in the packet, apply to IPMBA headquarters, be approved, then register for and attend one of the Instructor Courses.

Upcoming Instructor Courses:

April 25 - 29, 2009 ~ Albuquerque, NM

Check out www.ipmba.org for more information.

ipmba news

Newsletter of the
INTERNATIONAL POLICE MOUNTAIN BIKE ASSOCIATION
583 Frederick Road, Suite 5B
Baltimore, MD 21228
PH: 410-744-2400 ~ FX: 410-744-5504
E-mail: info@ipmba.org
Web site: www.ipmba.org

David Hildebrand
IPMBA President

Maureen Becker
Executive Director; Managing Editor

Jennifer Horan
Design and Layout

Copyright 2009 © International Police Mountain Bike Association (IPMBA). Reproduction without permission is prohibited.

The International Police Mountain Bike Association is a non-profit educational organization providing resources, networking opportunities, and training for public safety bicyclists.

Interested in submitting an article?
Interested in advertising in *IPMBA News*?
Call Maureen (410-744-2400) for information.



**THE TOUGHEST
PATROL BIKES
ON EARTH!**

VOLCANIC BIKES set the **STANDARD** as the **BEST** patrol bikes in the industry because they are built **TOUGH** to **EXCEED** the **DEMANDS** of **DAILY** bicycle patrol

Thank You to IPMBA and ALL of the bicycle Patrol Departments for all of your SUPPORT in 2008. It's greatly appreciated!

We look forward to serving you in 2009 by continuing to provide high quality AMERICAN-MADE bicycles.

FIRE DEPARTMENT

BUY AMERICAN!



Hand-Built In The USA

Volcanic Manufacturing LLC

PMB 2644
2103 Harrison Ave. NW
Olympia, Washington 98502

Phone: 360-943-8613

E-mail: info@volcanicbikes.com

www.VolcanicBikes.com



POLICE BIKE STORE

www.PoliceBikeStore.com

PoliceBikeStore.com – Our name says it all. We are in business to fulfill all of your Police Bike Patrol needs. Whether you need to outfit one bike, or your entire department, we can fulfill all of your biking needs – from bikes, lights and tools, to eyewear, helmets and gloves plus much more.



Simply Better



Recent Customer Comment

I credit you and your company for exceptional Customer Service and professionalism!

Mary L., Defense Supply Center

Setting New Standards - Fuji Police Bikes

The bikes that have been long anticipated are now available for immediate shipment, ranging in size from 15" to 22" Frames complete with Fuji's state-of-the-art Altair frame technology.

- ✓ Dual Disc Brakes
- ✓ 24 and 27 Speed Models
- ✓ Quality Shimano Gears
- ✓ Rock Shox Recon Air Fork with Remote Lockout
- ✓ Combination Packages Available
- ✓ **Tried the Rest - Now Ride the Best!**

Allen Bike Carriers

Allen Bike Carriers are the perfect way to get your bikes into the field. Available in 2- 5 bike carrier models. Choose from Trunk Mounted, Hitch Mounts and Spare Tire Versions.

Allen Racks feature a lifetime warranty and are safe, reliable & easy to use.



ALLEN
SPORTS

We are proud to be a Corporate Member of IPMBA and are partnered with the leading brands in the Bike Patrol Business.

We ship Nationwide and have been supplying Police Departments, Military, EMS, & Security Departments throughout the United States.



IPMBA



**Bicycles – Lights – Tools – Pumps
Vehicle Racks – Helmets – Eyewear – Computers
Bags – Sirens – and Growing Every Day**

xpēdo



Blackburn



Smith & Wesson

RUDY
PROJECT

FUJI
SIMPLY BETTER.

TOPEAK
PREPARE TO RIDE

Safe, Easy and Secure Online ordering. Plus, we accept Purchase Orders, PO's and can invoice your department.

Order Online at www.PoliceBikeStore.com or by phone at 309-797-9028

Tele: 309.797.9028 Fax: 309.797.9490 Website: www.policebikestore.com Email: info@policebikestore.com

Brand New Alerte Trailblazer III Light System - This system has everything you need right out of the box



- New and Improved bright LED Headlights
- Super bright pursuit lights available in a variety of color combinations
- Rear commuter taillight and pursuit lights - visible from front and rear
- Built in Siren available in Hi-Lo or Wail
- Includes spare long lasting battery - never run out of power when out on patrol



7th Annual Product Guide

Welcome to the seventh annual IPMBA Product Guide! From eye protection to bike lube to rear carriers, this guide provides just a taste of the many products that exist to enhance your cycling pleasure. As the reports from Interbike and the International Cycle Show indicate, there are enough exciting and practical products out there to fill volumes, but the reviewers have chosen to focus on some of their favorites. The innovations found in those exhibit halls never cease to astound and inspire, and other products will be reviewed throughout the year. IPMBA thanks the authors for their time and willingness to test and review some of the many products they have discovered. *Pages 5-18.*

The Flyby

Eye Protection from ESS

by David Hildebrand, PCI #404T/EMSCI #118T
Denton (TX) Police Department
IPMBA President

I have been lucky enough over the last 18 months to have the opportunity to test a pair of sunglasses made by Eye Safety Systems, Inc., otherwise known as ESS. The company is a supplier of eye protection to our U.S. military currently serving in Iraq and Afghanistan. For that reason, I was excited to give these glasses a run around the block by a domestic bike cop.

On first assessment, the Flyby is definitely a departure from my normal style of sunglasses. For a number of years now, I've worn full "shield" style glasses from a couple of different manufacturers. I've tried Smith's, Smith & Wesson, and Rudy Projects and have good things to say about all of them. The Flybys are a captive dual lens style, meaning that there are two lenses and they are not interchangeable. I wasn't real sure how I would like this. They are solid black with a dark tinted lens. When I first looked at them, I thought, "Men in Black"! They came in a brushed soft case with a lens cloth for cleaning them. The lenses are a high impact 2.2mm polycarbonate, providing broad coverage, comfort, safety, and sporty style. They also provide 100% UVA/UVB protection.

The Flyby fits close to the face and as I was to find out, this was a blessing as well as a curse. The blessing part was that they did a wonderful job of keeping particles and wind away from my eyes. The downside of it was that they would fog up at a moment's notice. The fit was secure with not a lot of movement even during heavy cycling. Here was where I also began to notice something else that I had not experienced with any of my other sunglasses. Due to the tall temple arms and how they attached to the front frame of the glasses, I found that my peripheral vision was somewhat limited. To do rear scans that usually I could accomplish

(Continued on page 6)

Purple Extreme

Synthetic Lubricant from Bike Medicine

by Charlie Summers, PCI #512
Illinois State University (IL) Police Department
IPMBA Industry Liaison

Of all the different lubricant vendors at Interbike, Purple Extreme was the one of the most impressive. After our discussions at their booth, I was anxious to test the samples they had provided.

Upon returning home from Interbike, I read their comments about the lubricant being designed for dual purposes. They mentioned that the U.S. Navy SEALs use the lubricant for corrosion protection. Well, I own an older model Sig Sauer, and sweat and rain during bike patrol has taken its toll on my faithful companion. So my first test was to check it out. Wow! I couldn't have been more amazed with how readily the lube wiped away the surface rust collected on my faithful companion. What is even more impressive is that I haven't had any further surface rust. I haven't even had to apply another coat to this point. The Purple Extreme certainly lived up to this claim.

Well, the next test was to check it out on the bike. I couldn't wait to see how the lube would perform during Illinois fall weather. The first test was to go to one of our favorite riding spots where the conditions can wreak havoc on chains and drive train components with all the grit, grime and sloppy mud you can imagine.

I followed their recommendation closely and placed the correct amount of lube on my chain before taking to the trail. The lubricant performed very well under the extreme conditions. It shed away all the mud, grime and grit I could throw at it and allowed continuous shifts throughout the ride. Again, I was very impressed.

Purple Extreme is an extreme pressure additive with no oil, wax, PTFE, silicone or ceramic. All of those elements serve to either get dirty quickly or accelerate wear. They also claim that the lubricant protects from wear up to 400°F down to minus 100°F. This is a little more difficult to test so I guess I'll take their word for it. It prevents metal-to-metal wear and stops chain wear from the inside out. They also claim it reduces drivetrain noise and will not harden during cold conditions.

My test to this point has proven Purple Extreme is a top shelf lubricant for both my faithful companion and my drivetrain.

(Continued on page 8)



Pletscher Hard Case

Sturdy, rugged and water resistant

by Ron Burkitt, PCI #488
Hilliard (OH) Police Department
IPMBA Treasurer

"Why does a bike cop need a barbeque grill on his bike?" This is just one of the odd questions I was asked at the 2008 IPMBA Conference in Indianapolis, when people saw the odd pack on my bike. In all actuality, it wasn't a grill at all but a "Hard Case". The Hard Case is a new design in rear rack bags from a Swiss company named Pletscher. I stumbled upon the company while attending Interbike in 2007. I was looking at kickstands to fit full suspension bikes, which Pletscher makes, when I found the Hard Case, and it does kind of look like a barbeque grill.

As all-weather cyclists, we always have our eyes open for new products to aid us during our shifts. The Hard Case looked like it had potential as a sturdy, rugged, and water-resistant rear pack. As the name indicates, the case is hard, so no drooping over the sides of the rack as some packs do, and it is also crush resistant to protect the items inside. The sales manager at Pletscher's US affiliate, Thor USA, Thorsten Schaette, sent me a Hard Case to evaluate for myself.

My Hard Case and rack was easily assembled right out of the box. The Hard Case itself requires no assembly. Pletscher has an integrated rack with a carrying capacity of 55 pounds that gives you the ability to lock the case to the rack. However, the design of the case allows for other mounting techniques as simple as bolting it to your current rear rack.

The Hard Case has two features not found in the typical rear packs most of us currently use.

First, the top of the case overlaps the bottom, making the case very water resistant. I found that the majority of the water that made it inside my case was due to the mounting holes in the bottom of the case that I'd failed

to seal up. Secondly, the case has a locking handle. This allows you to maintain the chain of custody for any evidence you might place in the case.

The Pletscher Hard Case has plenty of room for your duty equipment. I filled the case with my small tire pump, traffic citation, first aid kit, tools, reports, spare tube, lockout tool and more, and still had room for a raincoat. In fact if you put the lockout tool in just right, it holds the Hard

Case open for very easy access to all of your equipment. The Hard Case also has a one inch high ridge at the bottom of the lid, allowing for reflective tape and/or insignia to provide for maximum conspicuity.

All in all, Pletscher has made a strong case for their Hard Case as an alternative to the soft, water permeable nylon rear racks on the market today. My plan is to begin

outfitting our bikes as soon as possible, and considering how quickly the nylon bags we use fade in the sunlight, that time is rapidly approaching.

If you have any questions, comments or orders please contact Thorsten Schaette at Thor USA, 3550 North

Union Drive Olney, IL 62450. The telephone numbers are 800-222-8356 or 618-395-3840, fax 618-393-2956; his e-mail address is thorsten@thorusa.com.

Ron is a school resource officer in Hilliard, Ohio. He is currently serving on the IPMBA Board of Directors in the position of treasurer, having previously held the position of Industry Liaison. He can be reached at treasurer@ipmba.org.



The Flyby

(Continued from page 5)

with a slight turn of my head, I had to dramatically turn my head to see what was coming up behind me. For some folks this would probably not be a problem, for those with some neck issues it could be. I did find that the longer I wore them, the less I noticed it. Another issue that reared its ugly head was the temple arms themselves. As I mentioned earlier, the arms are tall but not very thick. I'm not sure what the process is for making them but it left what felt like a seam on the bottom of the temple arm. After wearing

the glasses for a couple of hours, this seam began to irritate the tops of my ears where they connect to my head. I tried hobby sandpaper to smooth it but still have not gotten it to the point where I do not feel any discomfort.

Despite the couple of sniggling little irritants, I do like my Flybys. They currently are my backup glasses behind my Rudy's but in front of my Smith Moab glasses, that is, when I can get them back from my wife, who has taken a liking to them.

You can see all the eye protection that ESS offers at their website, www.esseyepro.com. ESS participates in IPMBA's Product Purchase Program, offering 30-40% off list price. Contact Scott Leighner at scottl@esseyepro.com.

David Hildebrand is currently the Training Coordinator for the Denton Police Department. He has been a firearms instructor since 1997 and a bike officer since 1996. He currently serves on the IPMBA Board as President. He can be reached at david.hildebrand@cityofdenton.com.

Zinn and the Art of Mountain Bike Maintenance DVD

Produced by VeloPress and Boombox Group

by Mitch Trujillo, PCI #244T
Boulder (CO) Police Department
IPMBA Education Director

“Be at one with the universe.

If you can’t do that, at least be at one with your bike.”

~ Lennard Zinn

Perhaps one of the most difficult maintenance concepts the beginning public safety cyclist will try to comprehend is the adjustment of cable tension. The procedure can be explained, but unless someone shows you, and you try to master it yourself, you’ll never fully appreciate the ease and autonomy of becoming one with your bike.

Zinn’s classic textbook, the namesake for the DVD, describes the process of cable adjustments in great detail, accompanied by color illustrations. The part that is obviously missing is the live demonstration and practical trial and error. Since most of us can’t have master technician Lennard Zinn perched on our tool bench, preaching words of prescriptive advice (like the Yellow Pages’ “Dex”), we’ll have to resort to the next best thing.

Let’s start with the disc’s basic characteristics. When removed from its protective case, the disc can be launched in either a DVD player or computer. No video is complete without introductory action and contemporary music, so at the start we are treated to some great riding scenes and jams, conjuring fond memories of my adventures in Fruita and Moab. We are then brought to the main menu screen, which features an anatomical diagram of a bike with arrows pointing to associated text-box sections. You simply navigate your remote to the section of choice, click “play” and you are provided with a selection of sub-topics. Click your preference, and you’re treated to mini-clinics describing the finer points of suspension, brakes, and yes, cable

adjustments. You have the option of playing the topics in succession or individually. Captioned “Quick Tips” window messages help to emphasize details or cautionary notes.

On to the finer points. The segments include: Shifters & Brake Levers, Stem & Headset, Forks, Disc & Rim Brakes, Pedals, Cranks & Chainrings, Bottom Brackets & Chains, Drivetrain & Derailleurs, Hubs, Freewheels & Cogs, Tires & Wheels, and Rear Suspension (whew!). Zinn’s carefully scripted explanations are concise and easy to understand. The sections contain the most recent information on maintaining state-of-the-art components with state-of-the-art tools. The digital clarity of filming is done from effective angles, enabling us to view procedures in detail.

It could be said that the video’s segments are not as comprehensive as one might like, but the video’s purpose is to clarify complicated tasks. Besides, the three-hour video was designed to complement the textbook, not replace it.

Otherwise, my only minor criticism is that I experienced some difficulty in maneuvering from the Hubs section back to the main menu. I’m not sure if this is due to equipment shortcomings, but I was compelled to restart the video. A small annoyance, but one that bears mentioning.

The video is probably best suited to enhance the knowledge of novice and above. A creative instructor may find showing a segment or two in the classroom a nice way to enhance teaching. On that note, I was really

impressed with the demonstration of basic tube repair. The

segment covered all the critical steps in an economical amount of time. As an instructor, I can see the value of this segment being applied in IPMBA’s workshops and classes. Who knows, maybe it can be endorsed for use in the basic IPMBA courses...

Zinn has teamed up with some of the big brands in bikes (SRAM, DT Swiss, Fox Racing Shox, Park Tool, Trek Bicycles, and Hayes Disc Brakes) in employing an effective medium for presenting cable adjustments and other

aspects of bike maintenance in basic and repeatable steps. If you’re looking to become more adept in bike maintenance and repair, and/or would like to have the assistance of Lennard Zinn as a ready reference, the Zinn and the Art of Mountain Bike Maintenance DVD will assist you in becoming one with your bike.


Copies of the Zinn textbook and DVD,

autographed by Lennard Zinn himself, will be up for bids at the vendor silent auction at the 2009 IPMBA Conference in Albuquerque, NM, April 25-May 2, 2009.

Cost: \$29.95 (US)

Contact: Purchase online at www.zinncycles.com, via email at sales@zinncycles.com, or call Zinn Cycles at (303) 499-4349.

Mitch is an IPMBA Instructor Trainer, serves as Education Director on your IPMBA Board, and has a penchant for singlespeeds. He can be reached at trujillom@bouldercolorado.gov.





Freeon Golf

Stylish Shades from Rudy Project USA

by David Hildebrand, PCI #404T/EMSCI #118T
Denton (TX) Police Department
IPMBA President

It's been a year now that I've been wearing my Rudy Project Freeon sunglasses and I think I'm familiar enough with them to present a well-informed evaluation. I've worn them through cold and hot weather, as eye protection while shooting and cycling, and just while "styling". I have been very impressed with the materials and workmanship of these glasses. They most definitely have been the best at staying put where I want them. Even while pouring sweat during a HOT Texas summer ride, the glasses did not slide down my nose and have to be constantly pushed back into place. I attribute this to not only the material construction of the temple and nose piece, but also to the fact that the temple pieces are adjustable. The ends of the temple pieces are bendable so that they can be formed to fit to the wearer's head. The nose piece is also adjustable, so that the lens can be moved away from the wearer's face to allow for air flow. This has worked well for me although

I still get some fogging in certain situations, not just cold related. The design of the lens and temple pieces is such that there is no obstruction to my vision while performing rear scans, and yet there is ample coverage for my eyes. The lens is also made in such an exacting manner that there is no visual distortion, even at the edge. I LIKE that!

Now that I've told you about many of the good things, let me mention the

bad (at least in my experience).

The Freeon is a full shield style of sunglass and this has proven to be a drawback. The green lens that I wear most often due to its applicability to varied lighting situations is cracking at the center. From what I can tell, the cracks are originating from where the lens was ground to create the nose arch. I will be availing myself soon of Rudy Project's replacement warranty to get a new lens. I'll let you know how that works out. The full shield is also not available in the

ImpactX lens technology which is touted to have ballistic abilities. It is made from a high quality polycarbonate, which is not a bad thing in and of itself.

As it stands currently, these are my favorite glasses and probably the best I've ever worn. That takes some doing as I was such a fan of the Smith Moab shields for so many years. I would heartily recommend this to any cyclist who is looking for hard-

working, cool-looking eyewear.

Rudy Project USA participates in IPMBA's Product Purchase Program, offering 35% off retail.

Order through the website,

www.rudyprojectusa.com, following the instructions in the PPP listing, or by contacting Chris Lupo at chris@rudyprojectusa.com.

David Hildebrand is currently the Training Coordinator for the Denton Police Department. He has been a firearms instructor since 1997 and a bike officer since 1996. He currently serves on the IPMBA Board as President. He can be reached at david.hildebrand@cityofdenton.com.



Purple Extreme

(Continued from page 5)

It can withstand the conditions Illinois and I have to offer it.

The folks at Bike Medicine generously provided Purple Extreme and its companion product, Golden Degreaser, for the 2008 IPMBA Conference. We hope they will be a part of our 2009 conference as well. Bike Medicine encourages its customers to support independent bike shops and to purchase their products locally. A dealer locator can be found at www.purpleextreme.com. Products can also be ordered by phone (866-286-5823). For more information, visit www.purpleextreme.com.

Sgt. Charlie Summers has been with Illinois State University Police for 14 years. He is currently assigned as 11-7 shift supervisor. He has been with the bike patrol unit for the past nine years and bike patrol supervisor for the last eight years. He was certified as an IPMBA instructor in 2000 and has served as an IPMBA board member for two years, currently holding the position of Industry Liaison. He can be reached at cesumme@ilstu.edu.



Shiny and New

Report from the 2008 International Cycle Show in London



by Matt Langridge, PCI #869
Thames Valley Police (UK)

The 9th to 12th October saw Earls Court exhibition centre in London hosting the 2008 version of the Cycle Show. Once again I stepped up to suffer the pain of looking at all the shiny new bikes and kit without the possibility of buying anything, all in the name of bringing the word to my friends in the Cycle Patrol world. Yes, I know I'm selfless and heroic in my actions but hey, better I suffer by not buying than have She Who Must be Obeyed carry out a painful surgical procedure on me for spending too much.

What did I see this year that caught my eye? Well, there were shiny carbon fibre road bikes and shiny carbon fibre mountain bikes and shiny alloy commuter bikes and shiny alloy road bikes and shiny alloy mountain bikes and shiny anodized disc brake bits and shiny steel road bikes and shiny bright lights and shiny carbon fibre reinforced light-as-a-feather helmets and shiny new sexy jerseys and shorts and trousers and bags and... and... well, you get the idea!

Once again, walking round the stands was awe-inspiring. The beauty of some of the new bikes and kit on display was undeniable. The following paragraphs detail some of the exhibits that caught my eye as a cycle patrol officer, a leisure cyclist and commuter.

Ortlieb Bike-Box 2 & Bike-Box 3

We are all familiar with the traditional rack top pack for stowing tickets, forms, spare tubes, tools, etc.



Well, this year I had a look for some alternative styles. One that caught my eye is from Ortlieb, best known for their outstanding waterproof panniers and bags

fabricated from the same material as tarpaulins for HGV's (semis etc). I was seeking waterproof rack packs and they

did not disappoint with the *Bike-Box 2* and *Bike-Box 3*. The 2 is a hard shell box with a 9.5 litre capacity, available in black or silver. The lid is secured by a lockable waterproof zip, similar to the heavy duty type fitted to scuba divers' dry suits. The 3 comprises of a hard shell base box with a soft top. It has an 8 litre capacity, is closed with a covered zip, and is available in black only. Both are fitted with carrying handles and are supplied with a shoulder strap. I liked the 2 for its robustness and what looks to be excellent waterproof capabilities. I have lost count of the number of times stuff in my bike bag has gotten wet or squished (or both) despite being placed in plastic bags. The material that the hard shell is made from is also easy to keep clean – a possible bonus for medical applications. Visit www.ortlieb.co.uk for more info.

Carradice SQR

For those of you who either don't have the facility or don't like to fit a full rack to your bike, the traditional solution is the seatpost rack. This system works well, but the way they sometimes swivel round if knocked annoys me. Carradice, a stalwart of the UK cycle luggage manufacturing scene, have a system called *SQR*. This is a seatpost-mounted system with a quick release function. A bracket fits to the seatpost and accepts a small rack that is part of the saddle pack of your choice – five or 16 litres. The 16 litre options include the *Tour*, made from cotton duck, a waterproof natural material, which is fitted with side pockets for small items; the *Trax*, made from silicon coated 600 denier polyester, complete with mesh side pockets and compression straps; and the *Slim*, which is also made from cotton duck and is sized to accept files and books. Visit www.carradice.co.uk for more detail.

Pletscher Hard Shell Case

Though not showing themselves, Swiss company Pletscher had products displayed by other companies. Interesting items in their range were their *Hard Shell Case*, a plastic box with rear rack mounting system which has a hinged lid. It appears to be a hard plastic case which

may have applications for public safety cyclists with a need to carry a delicate piece of equipment. I can see that, in conjunction with a custom-made foam insert, carrying a camera or other piece of equipment could be done with far less risk of damage. They also produce a good range of traditional rack bags in differing sizes and a range of rear- and centre-mounted kick stands. Have a look at www.pletscher.ch.

USE: Exposure Lights

On the lighting front, once again I was very impressed with Ultimate Sports Equipment (USE). They produce the Exposure Light range, examples of which I had fitted to my bike and helmet when I attended the IPMBA conference at Baton Rouge. One of the very popular features of the Exposure Light range, beyond the eye-burningly bright beam, is the CFD (Cable Free Design) feature. The battery pack on all the lights is integral to the light itself. The charger plugs into the light so there are no cables to get snagged. Each year the range shows modifications and improvements, the direct result of critique and suggestion by users. Improvements to my lights are that the on/off switch is much easier to operate, and they now have the facility to plug a "piggy bag battery" into the charging socket to extend the running time of the lights. USE have also developed the *RedEye*, a very visible red light. This light is used in conjunction with the other lights in the range, the power cable plugging into the charging socket of the main unit.

My favourite light in the range is the *Joystick*. This is a small light, similar in size to a stubby dry wipe board marker pen. I use mine in conjunction with a helmet mount. This lets me light up where I am looking, a very useful feature when writing notes, searching suspects, etc. The *RedEye* mounted to the back of the helmet and plugged into the joystick would be an excellent combination.

(Continued on page 10)



Report from the 2008 International Cycle Show in London

(Continued from page 9)

A new feature for all lights developed in response to user critique is the quick release mount. This mount is compatible with earlier lights and allows instant fitting/removal of the lights. Previously, the light was fixed/removed using an Allen key wrench.

USE representative Rory Hitchens also showed me a concept product they are exploring for emergency services bikes – a siren unit based on the Exposure light case. This is a simple unit, powered by a disposable battery. This sits alongside an

adaptation to one of their lights (the Race MAXX2, I think) that Charlie Irvine had fitted to

his bike at our conference. The adaptation consisted of a front piece that enclosed the front ring of the light. Fitted to this was a section of blue acrylic that rotated in front of the light lens when blue flashing lights were needed.

In recognition of their constant innovation, Exposure Lights were the recipient of the



2008 BikeBiz award for Product Innovation. Well done, gang! Visit www.exposurelights.com.

Knog Frog Lights

Knog, from Australia, were exhibiting an expanded product range, starting with their simple, fit-just-about-anywhere *Frog* light, through the *Toad*, *Bullfrog* and *Gecko* LED lights, to the high power *Gator* range (I think I detect a theme here). I am a big fan of the *Frog* lights because they make excellent emergency lights should your batteries die; they are so light and transportable that you could have half a dozen in your pack and not notice. They (and I think all the other LED lights) are available as both white and red lights. I have a white fitted to my commute helmet and a red to the seat post of my commute bike to increase visibility. I like having lights on my helmet for safety reasons. Knog have loads of other funky gear including bags, gloves, cycle computers and clothing. Their website is well worth a visit (with an open mind) at www.knog.com.au.


Jelly Belly Sports Beans

On the nutrition front, Jelly Belly *Sports Beans* were at the show. On more than one occasion when out riding, I have found myself with the shakes and sweats and loss of “oomph” that I associate with a lack of blood sugar. It feels horrible but is quite easy to overcome for long enough to either get home or back to the station to take on some fuel. *Sports Beans* are small

(28gram) packets of specifically made jelly beans containing 25 grams of carbohydrates plus electrolytes and vitamins B1, B2, B3 and C. They are available in fruit punch, lemon and lime, orange and berry blue flavours. The packs are small enough that several can be put in a jersey pocket or rack pack and should you get the “knock” or “bonk”, a brief stop for beans and water will see you feeling refuelled enough to get to a more substantial food intake. Check them out at www.sportbeans.co.uk.

Foska Convict

Finally, clothing manufacturer foska were showing their wares, including a very entertaining new jersey design –



the *Convict* jersey, a very fetching black-and-white striped jersey with “Inmate” stencilled across the back and sides and complete with your very own prison number. It made me laugh! Have a look via www.foska.com.

These are just a few of the many new and exciting items I saw at the Cycle Show, and I look forward to sacrificing myself to the cause again next year!

Matt was certified as an IPMBA Instructor in 2005 and currently serves as IPMBA's UK correspondent. He is a devotee of all things bicycle-related and is rarely found too far from [one of] his trusty cycle[s]. He can be reached at matt.langridge@sky.com.



Live from Las Vegas: Interbike 2008

by **Charlie Summers, PCI #512**
Illinois State University (IL) Police Department
IPMBA Industry Liaison

As I was preparing for my trip to Las Vegas to attend Interbike, the excitement of getting there was in of itself overwhelming. After arriving in Las Vegas with IPMBA President David Hildebrand and Education Director Mitch "Squeaky" Trujillo, we sat in our hotel room planning for our first Interbike experience. We discussed a game plan designed to boost our vendor turnout for Albuquerque, overwhelm our members with product for the silent auction, and bolster the already hefty Product Purchase Program (PPP).

Our past Industry Liaison, Ron Burkitt, warned us that Interbike could be a little overwhelming. We set out on our first day not knowing what to expect. What the three of us certainly were not prepared for was the biggest show on earth. The show attracted more than 1,000 top vendors in the industry and covered 313,000 sq ft (29,079 sq m) of floor space in the Sands Expo Center. We had to contact as many of these vendors and cover as much territory as possible in just three days, which would leave little time to attend the many different seminars and manufacturer technical clinics that are offered.



We arrived at the Sands Expo Center, collected our name badges, and set out to serve our members well. When we arrived on the floor, we all just stood and looked at each other like we were five-year-old kids experiencing our first candy store. We divided the floor into thirds and each of us set out to accomplish our mission.

As I entered the exhibit hall, one of the largest displays of bike tools I have ever seen was right in front of my eyes – Park

Tool. Park brought out everything in their product line, including many new tool designs from their 2009 line. As I was checking it out, I ran into IPMBA's good friend Mark Eumurian from Patrol Cycle. Mark showed me some of the new designs, leaving me with an urge to purchase more tools. I could have spent hours looking through their selections and speaking with Mark, but I was on a mission and had to keep moving.

Next I discovered an Australian light company called Night Flux. Their booth was set up with a light tester, and their new line of lights is certainly state-of-the-art. They enlightened me (no pun intended) on how lumens and lux are measured. I was so impressed with their system, I made sure Dave and Mitch checked them out, too. Dave and Mitch were just as impressed with their knowledge of the new wave of lights. These guys were so supportive that they provided us with a new light right there and said, "test it for us and let us know what you think." This T&E is already in the works, so look for the review in 2009. Go Aussies!

After a while, I met back up with Dave and Mitch. We stayed together and visited a wide variety of vendors, including trusted supporters such as Rudy Project, NiteRider, ProGold Lubricants, Maxit Designs, Mountain Racing Products, Third Eye Mirrors, and Elete Electrolyte, to name a few. We were intrigued by new products like Connex Chains, Epic Stealth Cams, Ergon Bike Grips, Allay Seats from Topeak, North Wave Shoes, Princeton Tech Lights, and Genuine Innovations CO2 inflators and pumps. These are some of the items we have to look forward to testing and evaluating in 2009.

Almost ten hours of meeting new and old friends of IPMBA had taken its toll. We were exhausted, so we decided to head back to the hotel for some much needed nutrition and rest. With day one complete, we believed that we had accomplished a portion of our intended mission.

Day two started with a very warm walk to the Sands. We started out by targeting some of the tire industry vendors. As Dave and I scouted the Kenda line, we were astonished to learn that the man explaining the products to us was none

other than the legendary John Tomac. He discussed the construction of the Kenda product and shared his experience of using Kenda tires. We next went to the Maxxis booth, where the 26 x 2.3 "Holy Roller" was Mitch's favorite.


We also investigated front shock manufacturers, such as Fox, Marzochi, Rock Shox, Manitou, and the new DT Swiss. All of these manufacturers offer a stout line of forks and they may be coming to some of you for T&E. So hang in there, it's in the works!

On the last day, Dave, Mitch and I followed up with some of the contacts we had made and collecting products for the silent auction and T&E. We scored some cool goods for both these objectives and our mission was achieved.

Items donated by our industry supporters will make their way to the Silent Auction in Albuquerque. You're just going to have to attend the conference to see how well we did for you!

For those who will not be available to attend, many of these products are or will soon be available through the PPP and I can only encourage all of you to use the program. If there is one thing that Dave, Mitch, and I learned from Interbike, it is that these manufacturers and suppliers all support law enforcement, fire, and EMS by giving us these incredible deals. Every time you even contemplate making a purchase, pull out the most recent issue of *IPMBA News* or visit the PPP page at www.ipmba.org. Not only will you save a bundle, you will show your appreciation of their recognition of the job we do.

Sgt. Charlie Summers has been with Illinois State University Police for 14 years. He is currently assigned as 11-7 shift supervisor. He has been with the bike patrol unit for the past nine years and bike patrol supervisor for the last eight years. He was certified as an IPMBA instructor in 2000 and has served as an IPMBA board member for two years, currently holding the position of Industry Liaison. He can be reached at cesumme@ilstu.edu.



Supplier Listing



A listing of companies which have shown their dedication to public safety cyclists through their active participation with and support of IPMBA, as conference vendors, PPP participants, advertisers, and sponsors.

Alerte Systems Int'l

Product: Lights & Sirens
Phone: 800-728-1536/417-847-4791
Website: www.alertesystems.com

Andusa & Co.

Product: Montague Folding Bikes
Phone: ++(0)2082419826
Website: www.montaguebikes.co.uk

Bike Medicine

Product: Purple Extreme Bike and Gun Lubricant
Phone: 866-286-5823, 713-773-0477
Website: www.purpleextreme.com

Bike Tac Designs

Product: Siren, Earphone for Helmet
Phone: 541-892-5344
Website: www.biketac.com

Bike World

Product: Bicycles, Parts, Accessories
Phone: 800-928-5558/210-828-5558
Website: www.bikeworld.com

Brake Director

Product: One-Hand Power Braking System
Phone: 206-283-6542
Website: www.brakedirector.com



Bratwear

Product: Uniforms
Phone: 253-517-4000

Website: www.bratwear.com

Brave Soldier

Product: Ointments & Crash Packs
Phone: 323-653-5538/888-711-BRAVE
Website: www.bravesoldier.com

BroForm.com Pro-Purchase Marketplace

Product: Outdoor -Bike-Action Sports Gear
Phone: 877-420-2766
Website: www.broform.com

Bushnell Outdoor Products

Product: Holsters, Injection-Molded Kydex & LE Gear
Phone: 913-752-3400
Website: www.unclemikes.com

Bushwhacker USA

Product: Trunk Bags
Phone: 801-829-6801/800-344-1256
Website: www.bushwhackerbags.com

Bycycle, Inc.

Product: Alternative Saddle
Phone: 877-397-2164/503-452-1361
Website: www.bycycleinc.com

Cane Creek Cycling Components

Product: Suspension Seatposts
Phone: 800-234-2725
Website: www.canecreek.com

Cascade Design

Product: Platypus Hydration Systems
Phone: 800-527-1527/206-676-1414
Website: www.cascadedesigns.com

Cateye Electronics

Product: Lighting Systems
Phone: 303-440-9224
Website: www.cateye.com

Chiba Sports

Product: Gloves & Suspension Seats
Phone: 813-855-3400
Website: www.chibasports.com

Circle City Bicycles

Product: Bikes & Accessories
Phone: 317-780-9244
Website: www.circlecitybicycles.com

Copknifeguy

Product: Tactical/LE Knives, Accessories; Knife Trading
Phone: 940-521-9495
Website: www.copknifeguy.com

Cycle Force Group

Product: Smith & Wesson Bicycles
Phone: 877-533-7245/515-232-0277
Website: www.swbikes.com

Cycle Siren

Product: Light & Siren System
Phone: 714-628-8935/877-477-4736
Website: www.cyclesiren.com

Cyclops

Product: Bicycle & Tactical Ops Equipment & Accessories
Phone: 843-259-8368

Danalco

Product: Sealskinz & Chillblocker Waterproof Socks & Gloves
Phone: 800-868-2629/905-628-0102
Website: www.danalco.com

De Soto Sport

Product: Triathlon Clothing and Wet Suits
Phone: 858-453-6672/800-453-6673
Website: www.desotosport.com

Demand Technology, Ltd.

Product: Lightrider Cycle Light
Phone: (01252) 612661
Website: www.lightrider.co.uk

Desert Sun

Product: First Aid & EMS Supplies
Phone: 760-468-1800

Do Wrap Performance Headwear

Product: High-tech under helmet headbands and bandanas
Phone: 773-770-4200/800-359-2514
Website: www.dowrap.com;
www.sweatvac.com

Dynamic Bicycles

Product: Shaft-Driven Bicycle
Phone: 508-376-9552/800-935-9553
Website: www.dynamicbicycles.com

Electric Motion Systems

Product: E+ Electric Bikes
Phone: 571-323-5084
Website: electricmotionsystems.com

Elektrik Motion

Product: Electric Bike
Phone: 845-639-9046/866-372-6687
Website: www.elektrikmotion.com

ELHN Badge & Emblem Design

Product: Custom Police Badges, Emblems, Pins, Coins
Phone: 203-364-8644
Website: www.elhnbadge.com

Ellsworth Handcrafted Bicycles

Product: Bicycles
Phone: 760-788-7500
Website: www.ellsworthbikes.com

EMS Magazine

Product: EMS Magazine
Phone: 800-224-4EMS
Website: www.emsresponder.com

Endura USA

Product: Cycle Clothing
Phone: 440-235-1050/800-936-3872
Website: www.endurasport.com

Ergo, LLC

Product: Ergonomic Bike Seat
Phone: 425-333-6161
Website: www.thecomfortseat.com

EV Tech

Product: Bikes, Accessories, Montague Folding Bike
Phone: 972-851-9990
Website: www.texaselectricbikes.com

Exposure/USE (Ultimate Sports Engineering)

Product: Exposure Lights, Various Accessories
Phone: ++ 1798 344477
Website: www.use1.com

Eye Safety Systems, Inc.

Product: Protective Eyewear
Phone: 208-726-4072
Website: www.eyepro.com

Firehouse Decals and More

Product: Decals, Pins, etc.
Phone: 888-771-3124
Website: www.firehousedecals.com

First Light USA

Product: Hands-free tactical flashlights
Phone: 217-687-4048
Website: www.first-light-usa.com

Foster Grant Sunglasses

Product: Ironman Sunglasses
Phone: 215-335-9218

Fuji America

Product: Bicycles, Parts and Accessories
Phone: 215-824-3854 x 1111
Website: www.fujibikes.com

Gatorz Eyewear

Product: Billet Aluminum Eyewear
Phone: 800-767-4287x 104
Website: www.gatorz.com

Gita Sporting Goods

Product: Giordana Apparel
Phone: 800-FON-GITA x 319
Website: www.gitabike.com

Grove Tools, Inc.

Product: Seat Lock
Phone: 563-588-0536
Website: www.saveyourseatlock.com

GSM Outdoors

Product: Outdoor Sports Equipment
Phone: 760-450-1006/858-518-7448
Website: www.gsmoutdoors.com

Hayes Bicycle Group

Product: Mechanical & Hydraulic Disc Brakes, Suspension Seatposts
Phone: 1.888.MTN.DISC,
(1.888.686.3472) x 4392
Website: www.hayesbicycles.com

IMBA

Product: Mountain Bike Advocacy
Phone: 888-442-IMBA
Website: www.imba.com

Iosso Products

Product: Lubes
Phone: 888-747-4332
Website: www.iosso.com

J. L. Darling

Product: Weatherproof Paper
Phone: 253-922-5000
Website: www.riteintherain.com

John E. Reid & Associates

Product: Street Crimes Seminar
Phone: 800-275-4915
Website: www.reid.com



Jones & Bartlett Publishers

Product: Educational Materials,
Complete Guide to Public

Safety Cycling
Phone: 800-832-0034
Website: www.jbpub.com

Kenda USA

Product: Tires, Tubes, & Accessories
Phone: 866-536-3287
Website: www.kendausa.com

Kryptonite

Product: Locks
Phone: 781-232-1958
Website: www.kryptonite.com

Kuji Sports Co. Ltd.

Product: Ironman Cycling Helmets
Phone: 479-254-0065
Website: www.ironmanhelmets.us

Supplier Listing



Lane Sunglasses Inc

Product: Protective Eyewear and Goggles
Phone: 800-542-7850
Website: www.lanesunglasses.com

Law Enforcement Product News & Law Enforcement Technology

Product: Law Enforcement Product News & Law Enforcement Technology Magazines
Phone: 800-291-3911
Website: www.officer.com

Leonard Consulting Group

Product: S&W Patrol Bikes, Lightman Safety Strobes, Police Bike Accessories
Phone: 501-517-5338
Website: www.themaskedmerchant.com, www.4bike-police.com

Lift and Storage Systems, Inc.

Product: Automatic Bike Lift and Storage Systems
Phone: 800-825-4777/651-777-1554
Website: www.liftnstore.com

LightCycles

Product: Bicycle Parts & Accessories
Phone: 518-420-4666

LouKa Tactical Training LLC

Product: Firearms Training Video
Phone: 734-697-6342
Website: www.loukatactical.com

Madison Bicycle Shop

Product: Complete Line of Bikes, Uniforms & Accessories
Phone: 973-377-6616
Website: www.madisonbicycleshop.com

Maklite

Product: Illuminated Safety Products
Phone: 800-888-5427/773-276-7500
Website: www.librasafety.com

Marwi USA, Inc.

Product: Lighting Systems
Phone: 800-448-3876
Website: www.marwiusa.com

Maxit Designs

Product: Performance Headwear
Phone: 800-556-2948
Website: www.maxit-inc.com, www.headgator.com

Maxxis Tires

Product: Tires & Tubes
Phone: 800-4MAXXIS/678-407-6728
Website: www.maxxis.com



Mocean

Product: Technical Bike Patrol Uniforms
Phone: 949-646-1701/877-662-3680
Website: www.mocean.net

Montague Bikes

Product: Folding Bikes
Phone: 800-736-5348 x 23
Website: www.montagueusa.com

Mountain Racing Products

Product: Power Grips, White Bros. Suspension, Pumps
Phone: 970-241-3518/800-999-8277
Website: www.mrpbike.com

National Institute for Occupational Safety and Health

Product: Occupational Safety & Health
Phone: 513-533-8290
Website: www.cdc.gov/niosh/homepage.html

Niterider Technical Lighting

Product: Police Bicycle Lighting
Phone: 858-268-9316
Website: www.niterider.com

NuGo Nutrition

Product: Nutrition/Energy Bars
Phone: 412-781-4115 x 301
Website: www.nugonutrition.com

Olympic Uniforms/J. Marcel

Product: Uniforms
Phone: 206-722-1412
Website: www.olyuniforms.com

Openhouse Products

Product: Emergency Services Bags and other Products
Phone: +44 (0) 1422824777
Website: www.openhouseproducts.com

Patrol Bike Systems

Product: Bikes & Accessories
Phone: 800-208-2032/651-773-8763
Website: www.patrolbike.com

Patrol Cycle LLC

Product: Patrol Cycle Shoe
Phone: 800-208-2032/651-773-8763
Website: www.patrolcycle.com, www.patrolbike.com

PolarPak

Product: Hydration backpacks & gel-cooled reservoirs
Phone: 208-426-9058 x 205
Website: www.polarpak.com



Police Bike Store

Product: Complete line of police bikes & accessories
Phone: 309-797-9028
Website: www.policebikestore.com

Police Magazine

Product: Police Magazine
Phone: 310-533-2498
Website: www.policemag.com

ProGold Lubricants

Product: Lubes
Phone: 800-421-5823
Website: www.progoldmfr.com

Promark Int'l Inc.

Product: LE Equipment
Phone: 800-645-4443
Website: www.publicsafetymall.com

Public Safety Logos

Product: Public Safety Logos
Phone: 281-251-0707/800-276-0706
Website: www.publicsafetylogos.com



R & B Fabrications

Product: Panniers & Safety Vests
Phone: 419-999-5900/877-220-1651 pin 4025
Website: www.rbfab.com

Redman Training Gear

Product: Defensive Tactics Training Gear
Phone: 800-865-7840
Website: www.redmangear.com

Rodon Corporation

Product: High Visibility Locating Devices
Phone: 800-858-5516
Website: www.rodoncorp.com

Rubel BikeMaps

Product: Bicycling Street Smarts; Maps
Phone: 617-776-6567
Website: www.bikemaps.com

Rudy Project Eyewear

Product: Helmets, Sunglasses
Phone: 888-860-7597/949-272-2457
Website: www.rudyprojectusa.com

Safetec

Product: First Aid, Infection Control Products
Phone: 800-456-7077 x 107
Website: www.safetec.com

SEAVIVAL

Product: EMS/Police Bike System
Phone: 419-255-0660
Website: www.seavivalsystems.com

Secure Sports ID

Product: Sports ID, Helmet ID
Phone: 613-823-2795/cell 613-219-3542
Website: www.securesportsid.com

Seven Star Sports

Product: Cycling Helmets, Multi-Sport Helmets, Protective Wear
Phone: 888-527-7827
Website: www.sevenstarsports.com

Sigma Sport

Product: Lighting Systems, Bike Computers, Heart Rate Monitors
Phone: 888-744-6277
Website: www.sigmasport.com

Signal Measurement Co.

Product: GPS Mounts
Phone: 800-527-1079
Website: www.smc-amp.com

Superior Gear

Product: Chain Stain Away Pant Protector
Phone: 807-476-0485/888-519-2250
Website: www.chainstainaway.com

Swagman

Product: Bicycle Racks
Phone: 800-469-7924
Website: www.swagman.net

Tactical Wear Online

Product: Under Armour Performance Wear
Phone: 717-666-2348
Website: www.tacticalwearonline.com

Terry Precision Cycling

Product: Bikes & Accessories
Phone: 800-289-8379
Website: www.terrybicycles.com

Timex Watch Corporation

Product: Watches
Phone: 203-346-5302
Website: www.timex.com



Trek Bicycle Corporation

Product: Bicycles & Accessories
Phone: 920-478-2191 x 4911
Website: www.trekbikes.com

TuffRhino Safety Supply

Product: Safety Gear, Hi-Viz Apparel, Cooling Products
Phone: 866-922-4488
Website: www.tuffrhino.com

United Bicycle Supply

Product: Bicycle Tools and Parts
Phone: 541-482-1750
Website: www.unitedbicyclesupply.com

United Uniform

Product: Uniforms
Phone: 909-381-2682
Website: www.uumfg.com

Vision 2000 Leeds Ltd.

Product: Mobile Surveillance Systems for Push Bikes
Phone: 01132 370293
Website: www.v2k.co.uk



Volcanic Bicycles

Product: Custom Police Bicycles
Phone: 360-943-8613
Website: www.volcanicbikes.com

White Lightning

Product: Bicycle Care Products
Phone: 805-929-1478
Website: www.whitelightingco.com

WTB

Product: Bikes & Accessories
Phone: 415-389-5040
Website: www.wtb.com

Zeal Optics

Product: Sunglasses, Gloves, etc.
Phone: 888-454-9325/435-259-6970
Website: www.zealoptics.com

Zensah

Product: Compression Garments
Phone: 877-614-5076
Website: www.zensah.com

Zogics LLC

Product: Portable Degreasing Hand Wipe with Natural Citrus Oil Extracts
Phone: 888-623-0088
Website: www.zogics.com

Zoic Clothing

Product: Cycling Apparel
Phone: 866-355-9642
Website: www.zoic.com

Every Dollar Counts: The Product Purchase Program



Welcome to the IPMBA Product Purchase Program! In the past 12 years, the number of participating companies has increased from four to 84, and the range of products has become much broader. The amazing thing about the PPP is how underutilized it is. When Charlie Summers and Nichol Bleichner of Illinois State University Police Department were updating the information, many companies expressed surprise at how few orders and inquiries they received over the course of the past year. Could it be that you have not purchased any new equipment for personal or on-duty use? That is hard to imagine! Perhaps you just forgot to mention your IPMBA membership and paid full price.

The IPMBA Product Purchase Program can really save you money, and in this economy, every dollar counts! Many companies offer "Pro-Deals", which represent savings of up to 40% off retail. You can save on bicycles, lights, sirens, eyewear, uniforms, footwear, gloves, panniers, maintenance supplies, tires, panniers, safety vests, and more. So next time you go shopping, pull out your copy of *IPMBA News* or visit <http://www.ipmba.org/ppp.htm>. Many thanks to Charlie and Nichol for making the calls and keeping our information up to date. *Pages 14-17.*

ALERTE SYSTEMS INT'L

Product: "Trail-Blazer" Bike Light Kit
Cost to Members: 10% off 1-10 units;
 15% off 11-20 units
Contact Name: Bill Phillips
Contact Info: 800-728-1536/
sales@alertesystems.com
Website: www.alertesystems.com

ANDUSA & CO.

Product: Montague Paratrooper Folding Bike
Cost to Members: £475 + Delivery
Contact Name: Chulan Weeresinghe
Contact Info: ++(0)2082419826/
sales@montaguebikes.co.uk
Website: www.montaguebikes.co.uk
 Available to UK forces. Supply valid IPMBA membership number with order.

BIKE TAC DESIGNS

Product: Siren, Helmet Earphone, Smith & Wesson Bikes & Accessories
Cost to Members: Contact for Discounts
Contact Name: Shelley Gale
Contact Info: 541-892-5344/lt.gale@biketac.com
Website: www.biketac.com
 Send email with IPMBA membership.

BIKE WORLD

Product: Bicycles and bike accessories.
Cost to Members: Wholesale + 45%
Contact Name: Mike Beatty
Contact Info: 800-928-5558/
mike.beatty@bikeworld.com
Website: www.bikeworld.com
 Contact Mike Beatty at 1-800-928-5558.

BRAKE DIRECTOR

Product: Brake Director: One-Hand Power Braking System for Bicycles
Cost to Members: \$100
Contact Name: David Krafchick
Contact Info: 206-285-6518/
davidk@brakedirector.com
Website: www.brakedirector.com
 Contact with member number for directions to a special purchase page. Special Police Bicycle Setup Available. Call for details.

BRATWEAR

Product: Bike Uniforms
Cost to Members: 10% off SPList
Contact Name: Sara or Sally
Contact Info: 253-517-4000/
sara@bratwear.com or sally@bratwear.com
Website: www.bratwear.com

BRAVE SOLDIER

Product: Ointments, Shave Gels, Lip Balms, etc.
Cost to Members: 40% off Retail
Contact Name: IPMBA Coordinator
Contact Info: 888-711-BRAVE/
contact@bravesoldier.com
Website: www.bravesoldier.com

BROFORM.COM PRO-PURCHASE MARKETPLACE

Product: Outdoor-Bike-Action Sports Gear
Cost to Members: Promotional Prices on Gear; Free Membership
Contact Name: Anyone
Contact Info: 877-420-2766/js@broform.com or
info@brofom.com
Website: www.broform.com
 Email full name, department name, email address, IPMBA membership number & expiration date to BroForm contact.

BUSHWHACKER USA

Product: MESA Rear Rack Trunk
Cost to Members: \$35
Contact Name: Jeff Sims
Contact Info: 800-344-1256/jss1205@aol.com
Website: www.bushwhackerbags.com

BYCYCLE, INC.

Product: Bicycle Saddle
Cost to Members: 20% off Retail on any Product
Contact Name: Jim Bombardier
Contact Info: 877-397-2165/bycycleinc@qwest.net
Website: www.bycycleinc.com

CANE CREEK CYCLING COMPONENTS

Product: Suspension Seatpost
Cost to Members: \$94.92
Contact Name: Eric Smith
Contact Info: 800-234-2725/eric@canecreek.com
Website: www.canecreek.com

CASCADE DESIGN

Product: Platypus Hydration Systems
Cost to Members: Wholesale Pricing
Contact Name: Eric Bilijum
Contact Info: 800-527-1527/
eric.bilijum@cascaadedesigns.com
Website: www.cascaadedesigns.com

CATEYE ELECTRONICS

Product: Computers, Heart Rate Monitors, Lighting Systems
Cost to Members: Pro-Deal Pricing
Contact Name: Ellen Hall
Contact Info: 800-522-8393/ellen@cateye.com
Website: www.cateye.com
 Contact Ellen for Pro-Deal form, pricing, and availability. Group and bulk orders preferred; one contact per agency/order.

CHIBA SPORTS

Product: Gloves
Cost to Members: Regular members 20% off; Instructors 50% off
Contact Name: Gregg Moran
Contact Info: 813-855-3400/info@chibasports.com
Website: www.chibasports.com
 Provide IPMBA member number and instructor number if applicable.

COPKNIFEGUY

Product: Tactical/LE Knives, Accessories
Cost to Members: 10% off knives and accessories
Contact Name: Jay Graves
Contact Info: 940-521-9495/jay@copknifeguy.com
Website: www.copknifeguy.com
 Provide IPMBA Member number.



CYCLE FORCE GROUP

Product: Bikes & Accessories
Cost to Members: 20-35% off Retail
Contact Name: Matt Nims
Contact Info: 877-533-7245/
mattn@cyclesg.com
Website: www.swbikes.com

CYCLE SIREN

Product: Cyclesiren Trooper, Patrol & EMS mini-sirens
Cost to Members: 10% off Retail
Contact Name: Greg Bohning
Contact Info: 877-477-4736/info@cyclesiren.net
Website: www.cyclesiren.com
 E-mail or call with your name and IPMBA membership number.

CYCLOPS

Product: Bicycle & Tactical Ops Equipment & Accessories
Cost to Members: 10-30% off Retail
Contact Name: Ashley Foster
Contact Info: 843-259-8368/
cyclopstact@yahoo.com

The Product Purchase Program was updated January 2009. The information has been provided by the participating companies and is subject to change without notice. A company's participation in the Product Purchase Program does not indicate endorsement by IPMBA, nor does it indicate the company's sponsorship of IPMBA.

Product Purchase Program



DANALCO

Product: Sealskinz & Chillblocker Waterproof Socks & Gloves
Cost to Members: Net Price
Contact Name: Sam Matthews
Contact Info: 800-868-2629/sam@danalco.com
Website: www.danalco.com

DE SOTO SPORT

Product: Triathlon Clothing and Wet Suits
Cost to Members: 40% off Retail
Contact Name: Emilio De Soto II
Contact Info: 800-453-6673/
contact@desotosport.com
Website: www.desotosport.com

DEMAND TECHNOLOGY, LTD.

Product: Lightrider Cycle Light
Cost to Members: £23.70; Case of 16: £18 each
Contact Name: Gill Hawkins
Contact Info: (01252) 612661/
gill@demandtechnology.com
Website: www.lightrider.co.uk

DESERT SUN

Product: Bike First Aid Kits
Cost to Members: 1-9 units: 10% off; 10+ units: 15% off
Contact Name: Bertie Anderson
Contact Info: 760-468-1800/bertiea@hotmail.com
Include IPMBA membership number & expire date with order.

DO WRAP PERFORMANCE

HEADWEAR

Product: Under Helmet Headbands & Bandanas
Cost to Members: 25% off Retail
Contact Name: John Okon, Rebeca Skoch
Contact Info: 800-359-2514/john@dowrap.com
Website: www.dowrap.com; www.sweatvac.com
Online orders: type IPMBA in coupon code to receive discount. Custom orders available.

ELECTRIC MOTION SYSTEMS

Product: E+ Tactical, High-Performance Electric Bike
Cost to Members: 10% off Retail
Contact Name: Tim Folk
Contact Info: 877-824-5339/tactical@mail-ems.com
Website: www.electrictionsystems.com

ELECTRIK MOTION

Product: Electric Mountain Bicycle, Accessories
Cost to Members: 10% off
Contact Name: Andy Koblick
Contact Info: 866-372-6687/electrikmotion@aol.com
Website: www.electrikmotion.com
IPMBA membership number required.

ELHN BADGE & EMBLEM DESIGN

Product: Custom Police Badges, Emblems, Pins, Coins
Cost to Members: 25% off
Contact Name: ELHN Rep
Contact Info: 203-364-8644/
elhnbadgedesign@aol.com
Website: www.elhnbadge.com
Call or email design/quantity for price quote.

ELLSWORTH HANDCRAFTED BICYCLES

Product: Truth, Evolve, Epiphany, Moment Frames
Cost to Members: 15% off Retail
Contact Name: Paul or Paula
Contact Info: 760-788-7500/
sales@ellsworthbikes.com
Website: www.ellsworthbikes.com
Contact for size, color, shock choice, and delivery.

ERGO, LLC

Product: "The Seat" Ergonomic Bike Seat
Cost to Members: \$30 lycra/gel; \$23 vinyl; \$15 faux leather
Contact Name: Thomas White
Contact Info: 425-333-6161/daedalus@nwlinc.com
Website: www.thecomfortseat.com

EV TECH

Product: Bikes, Accessories, Montague Bikes, Siren Kit
Cost to Members: Contact for special pricing on all items.
Contact Name: Doug Canfield
Contact Info: 972-851-9990/dcanfield@evtech.us
Website: www.texaselectricbikes.com
Have IPMBA membership card handy. A portion of all proceeds will be donated to IPMBA.

EXPOSURE/USE (ULTIMATE SPORTS ENGINEERING)

Product: Lighting Systems
Cost to Members: Contact for Discount Details
Contact Name: Jonathan Sharpe
Contact Info: ++ (0) 1798 344477/
info@exposurelights.com
Website: www.use1.com

EYE SAFETY SYSTEMS, INC.

Product: Protective Eyewear - Military, LE, Tactical
Cost to Members: 30-40% off List Price
Contact Name: Scott Leighner
Contact Info: 208-726-4072/scottl@esseyepro.com
Website: www.esseyepro.com

FOSTER GRANT SUNGLASSES

Product: Ironman Sunglasses
Cost to Members: 40% off MSRP
Contact Name: Bill Paine
Contact Info: 215-335-9218/painews@aol.com

FOX RACING SHOX

Product: Fox Racing Shox MTB Suspension
Cost to Members: 45% off Retail
Contact Name: Chris Iles or Andrew French
Contact Info: 408-369-7469 x 4814/
ciles@foxracingshox.com
Website: www.foxracingshox.com
Contact for order form; fill out completely and return by fax or email. Allow 1-3 weeks for processing.

FUJI AMERICA

Product: Bikes & Accessories
Cost to Members: Special Prices on Selected Models
Contact Name: Steve Harad
Contact Info: 215-824-3854 x1111/
sharad@fujibikes.com
Website: www.fujibikes.com

GATORZ EYEWEAR

Product: Eyewear
Cost to Members: 25% off published retail rates
Contact Name: Tom Harwood
Contact Info: 800-767-4287 x104/tom@gatorz.com
Website: www.gatorz.com
Must contact Tom directly.

GITA SPORTING GOODS

Product: Giordana Apparel
Cost to Members: 10% off Giordana
Contact Name: Nelson Frazier
Contact Info: 800-FON-GITA x 319
info@gitabike.com
Website: www.gitabike.com
On website, enter "IPMBA" in promotion code box.

GROVE TOOLS, INC.

Product: Seat Locks
Cost to Members: \$19.95
Contact Name: Rob Smith
Contact Info: 563-588-0536/
rob@saveyourseatlock.com
Website: www.saveyourseatlock.com

GSM OUTDOORS

Product: Epic Action Cam
Cost to Members: 5% Discount
Contact Name: John Halac
Contact Info: 760-450-1006/jhalac@sgmorg.com
Website: www.gsmoutdoors.com
Email orders to orders@sgmorg.com.

IMBA

Product: IMBA Membership
Cost to Members: \$10 off National Mountain Bike Patrol Membership
Contact Name: Stefan Richarz
Contact Info: 888-442-IMBA x 118/
membership@imba.com
Website: www.imba.com
Submit copy of IPMBA membership card with NMBP membership application or renewal notice.

IOSSO PRODUCTS

Product: Cleaners & Lubes for Guns & Bikes
Cost to Members: 20% off Retail
Contact Name: Marianne Iosso
Contact Info: 888-747-4332/
iossoproducts@iosso.com
Website: www.iosso.com

KENDA USA

Product: Premium Bicycle Tires & Tubes
Cost to Members: 60% off MSRP
Contact Name: Karen or Cindy
Contact Info: 614-866-9803/bicycle@kendausa.com
Website: www.kendausa.com
Contact for Order Form.

KUJI SPORTS CO. LTD.

Product: Helmets; Public Safety Helmets
Cost to Members: \$17-\$50; Public Safety: \$25
Contact Name: Bill Paine
Contact Info: 215-335-9218/painews@aol.com
Website: www.ironmanhelmets.us
Public safety: available in black or white & with choice of stickers: police/EMS/Sheriff/Fire Dept/Security.

LANE SUNGLASSES INC

Product: Protective Eyewear & Goggles
Cost to Members: 30% off Retail for Quantity Purchases
Contact Name: Neal Dykstra
Contact Info: 800-542-7850/eyewear@netnitco.net
Website: www.lanesunglasses.com

LEONARD CONSULTING GROUP

Product: S&W and Fuji Bikes, Lightman Strobes, Duty Gear, Tactical Radio Accessories
Cost to Members: 10% off Regular Prices
Contact Name: Mark Leonard
Contact Info: 501-517-5338/LCGInc@sbcglobal.net
Website: www.themaskedmerchant.com, www.4bike-police.com
When ordering online, use coupon code IPMBA 10 for 10% discount.

LIFT AND STORAGE SYSTEMS, INC.

Product: Automatic Bike Lift and Storage Systems
Cost to Members: \$4,000 (30 bikes); \$6,000 (60 bikes)
Contact Name: Shawn Jones
Contact Info: 800-825-4777/sjones@liftstore.com
Website: www.liftstore.com



Product Purchase Program

LIGHT CYCLES

Product: Bicycle Parts & Accessories
Cost to Members: 20-25% off Retail
Contact Name: Bob Light
Contact Info: 518-420-4666/lightrj@plattsburgh.edu
Email for details/availability/shipping charges.

LOUKA TACTICAL TRAINING LLC

Product: Firearms & Training Issues
Cost to Members: \$23, incl. shipping
Contact Name: Lou Ann Hamblin
Contact Info: 734-697-6342/
louannblackwidow@aol.com
Website: www.loukactical.com

MADISON BICYCLE SHOP

Product: Bikes, Uniforms, and Accessories
Cost to Members: Up to 15% off; up to 12 months financing same as cash
Contact Name: Sal Piccolo
Contact Info: 973-377-6616/
contact@madisonbicycleshop.com
Website: www.madisonbicycleshop.com
Complete police application. Call to demo a complete police mountain bike.

MAKLITE

Product: Illuminated Safety Light Products
Cost to Members: \$7.00
Contact Name: William Maki
Contact Info: 800-888-5427/
libre.safety@prodigy.net
Website: www.librasafety.com

MARWI USA, INC.

Product: Lighting Systems
Cost to Members: Contact for Discount
Contact Name: Buck Mitchell
Contact Info: 800-448-3876/buck@magurausa.com
Website: www.marwiusa.com

MAXIT DESIGNS

Product: Under Helmet Thermal Accessories, Sock Liners, Wicking Headbands
Cost to Members: 35% off Retail
Contact Name: Liz Fuoco
Contact Info: 800-556-2948/info@maxit-inc.com
Website: www.maxit-inc.com, www.headgator.com
Please provide IPMBA membership number and expire date.

MAXXIS TIRES

Product: Bike Tires & Tubes
Cost to Members: 50% off Retail (Pro-form)
Contact Name: Ben Burgess
Contact Info: 800-4MAXXIS/
bikeorders@maxxis.com
Website: www.maxxis.com

MOCEAN

Product: Bike Patrol Uniforms
Cost to Members: 25% off Retail
Contact Name: Bill Levitt
Contact Info: 877-662-3680/moceanbl@aol.com
Website: www.mocean.net

MONTAGUE BIKES

Product: Paratrooper Tactical Folding Mountain Bike
Cost to Members: Free Folding Pedals & Kickstand with Purchase
Contact Name: Dave Widing
Contact Info: 800-736-5348/
dwiding@montagueusa.com
Website: www.montagueusa.com

MOUNTAIN RACING PRODUCTS

Product: Power Grips, White Brothers Forks, Kreidler Rollers, Tamer Seatposts
Cost to Members: 20% off Retail
Contact Name: Paul Aieta
Contact Info: 800-999-8277/paieta@mrpbike.com
Website: www.mrpbike.com

NUGO NUTRITION

Product: Nutrition/Energy Bars
Cost to Members: \$1.02/bar; \$15.25/box
Contact Name: Keith Rohrluck
Contact Info: 888-421-2032 x 301/
krohrlick@nugonutrition.com
Website: www.nugonutrition.com
Call 888-421-2032 to order, and have your IPMBA membership number & expiration date handy.

OLYMPIC UNIFORMS/J. MARCEL

Product: Bike Patrol Uniforms
Cost to Members: 10% off Retail Prices
Contact Name: Julie Cruise
Contact Info: 888-722-9222/rep@olyuniforms.com
Website: www.olyuniforms.com



OPENHOUSE PRODUCTS

Product: Panniers, Cycle Bags, Lyteline High-Viz Products
Cost to Members: 15% off Regular Prices
Contact Name: Bruce Burns
Contact Info: +44 (0) 1422 824777/
bruce@openhouseproducts.com
Website: www.openhouseproducts.com
Provide IPMBA membership number when ordering.

PATROL CYCLE LLC

Product: Patrol Cycle Shoe
Cost to Members: \$74.95
Contact Name: Mark Eumurian
Contact Info: 800-208-2032 x 201/
patrolbike@earthlink.net; bgorton@patrocycle.com
Website: www.patrocycle.com,
www.patrocycle.com

POLARPAK

Product: PolarPak Reservoir, Custom Embroidered Hydration Packs
Cost to Members: \$14.98
Contact Name: Jeff Skillern
Contact Info: 208-426-9058/jeff@polarpak.com
Website: www.polarpak.com
Discount not available via online ordering.



POLICE BIKE STORE

Product: Fuji, S&W, Lights, Sirens, Bags, Accessories
Cost to Members: 10-35% off Retail

Contact Name: Michael Espejo
Contact Info: 309-797-9028/
info@policebikestore.com
Website: www.policebikestore.com

PROGOLD LUBRICANTS

Product: ProLink Chain Lube, ProGold Lubes, EPX
Cost to Members: 40% off Retail
Contact Name: Doug or Van
Contact Info: 800-421-5823/progoldmfr@aol.com
Website: www.progoldmfr.com

PROMARK INT'L INC.

Product: Full Line Law Enforcement Equipment
Cost to Members: 40% off Most Products
Contact Name: Kenneth Battcher
Contact Info: 800-645-4443/promarkint@aol.com
Website: www.publicsafetymall.com

PUBLIC SAFETY LOGOS

Product: Badges/Badge Cases/Jewelry/Patches/Etc.
Cost to Members: 10% off + drop ship free on \$150 or more
Contact Name: Michael Carrizales
Contact Info: 281-251-4786/
sales@publicsafetylogos.com
Website: www.publicsafetylogos.com
Code: 20PMA04 and IPMBA membership number must accompany order.



R & B FABRICATIONS

Product: Panniers & Safety Vests
Cost to Members: 15% off Retail
Contact Name: Tina Lime
Contact Info: 800-553-1911/info@rbfab.com
Website: www.rbfab.com

REDMAN TRAINING GEAR

Product: Defensive Tactics Training Gear
Cost to Members: 10% off Retail
Contact Name: Bob Brothers
Contact Info: 800-865-7840/
bob.brothers@redmangear.com
Website: www.redmangear.com

RUBEL BIKEMAPS

Product: Bicycling Street Smarts: 48-page booklet
Cost to Members: Free shipping on any size order.
Contact Name: Andy Rubel
Contact Info: 617-776-6567/info@bikemaps.com
Website: www.bikemaps.com
Contact for free sample; see full text at www.bikemaps.com.

RUDY PROJECT EYEWEAR

Product: Sunglasses, Sport Eyewear, Helmets, Goggles
Cost to Members: 35% off Retail
Contact Name: Chris Lupo
Contact Info: 949-272-2457/
chris@rudypjectusa.com
Website: www.rudypjectusa.com
At www.rudypjectusa.com, click on OTHER INFO, then BATMAN. Enter activation code: services.

SECURE SPORTS ID

Product: Sports ID, Helmet ID
Cost to Members: 25% off MSRP, Free Shipping
Contact Name: Vino Bhindi
Contact Info: 613-219-3542/
vino@securesportsid.com
Website: www.securesportsid.com
Must say IPMBA member on website contact page. Available for fundraisers.

SEVEN STAR SPORTS

Product: Cycling Helmets, Multi-Sport Helmets, Protective Wear
Cost to Members: Bike Helmet: \$5; Visor Helmet: \$6; ABS Helmet: \$6; HOG ABS Helmet: \$8
Contact Name: Purvis Mirza
Contact Info: 888-527-7827/
purvis@sevenstarsports.com
Website: www.sevenstarsports.com
Freight Charge: \$1 per unit.

SIGMA SPORT

Product: Lighting Systems, Bike Computers, Heart Rate Monitors
Cost to Members: 40% off Retail
Contact Name: James Keller
Contact Info: 888-744-6277/keller@sigmasport.com
Website: www.sigmasport.com
Contact James.

Product Purchase Program



SIGNAL MEASUREMENT CO.

Product: GPS & Communication Mounts
Cost to Members: 30% off Retail
Contact Name: Tom Polcyn
Contact Info: 800-527-1079/tpolcyn@smc-amp.com
Website: www.smc-amp.com

SUPERIOR GEAR

Product: Chain Stain Away Pant Protector
Cost to Members: 10% off Regular Price; quantity discount for 10 or more.
Contact Name: Frank Pollari
Contact Info: 888-519-2250/sales@superior-gear.com
Website: www.chainstainaway.com
For online ordering, enter IPMBA5 in the coupon box.

SWAGMAN

Product: Bicycle Carriers (Roof/Hitch/Trunk)
Cost to Members: 15% off Retail
Contact Name: Debbie Finnie
Contact Info: 800-469-7924/debbief@swagman.net
Website: www.swagman.net
All Shipments Made from Orville, WA.

TACTICAL WEAR ONLINE

Product: Under Armour Performance Wear
Cost to Members: 20-25% off MSRP; Free shipping over \$200; monthly specials
Contact Name: Donald Erb, PCI #205/EMSCI #018
Contact Info: 717-666-2348/erbd@tacticalwearonline.com
Website: www.tacticalwearonline.com
On checkout page, enter IPMBA1 in the promotional code box. Click update at the bottom of page to update the total.

TERRY PRECISION CYCLING

Product: Bikes, Accessories, Seats, Apparel
Cost to Members: Terry Apparel -- wholesale; see notes for more.
Contact Name: Ginny Weisel or Abbey
Contact Info: 800-289-8379 x 13 or 15/ginny@terrybicycles.com or abbey@terrybicycles.com
Website: www.terrybicycles.com
Contact Ginny or Abbey via email for pro deal form.

TIMEX WATCH CORPORATION

Product: All Timex Products
Cost to Members: 33% off MSRP
Contact Name: Bill Paine
Contact Info: 215-335-9218/painews@aol.com
Website: www.timex.com

TUFFRHINO SAFETY SUPPLY

Product: Safety Gear, Hi-Viz Apparel, Cooling Products
Cost to Members: 10% off
Contact Name: Jennifer Reich/Lori Liszner
Contact Info: 866-922-4488/customer-service@tuffrhino.com
Website: www.tuffrhino.com
Use Coupon Code IPMBA at checkout.

UNITED BICYCLE SUPPLY

Product: Bicycle Tools and Parts
Cost to Members: Wholesale Pricing to Departments
Contact Name: Pete
Contact Info: 541-482-1750/ubs@bisp.net
Website: www.unitedbicyclesupply.com
Call to establish an account for your department to be eligible for wholesale pricing on all products.



VISION 2000 LEEDS LTD.

Product: Mobile Surveillance Systems for Push Bikes
Cost to Members: 10% discount
Contact Name: Alex Hayes
Contact Info: 01132 370293/alex@vision-2000.co.uk
Website: www.v2k.co.uk
Email contact details and IPMBA membership number.

NEW! VMI LOGISTICS, LLC

Product: Wipperman Chains
Cost to Members: Wholesale Pricing
Contact Name: Tracy Gallemore
Contact Info: 970-472-0125/tracy.gallemore@cantitoeroad.com
Website: www.velimpex.com
Contact for order form. Provide name and membership number when ordering.



VOLCANIC BICYCLES

Product: Bikes, Accessories, Outdoor & Camping Gear
Cost to Members: 25% off MSRP
Contact Name: Eric Kackley
Contact Info: 360-943-8613/eric@volcanicbikes.com
Website: www.volcanicbikes.com

WHITE LIGHTNING

Product: Bicycle Care Products
Cost to Members: 50% off MSRP & Free Shipping
Contact Name: David Clopton
Contact Info: 631-666-7300/dclopton@whitelightingco.com
Website: www.whitelightingco.com
Enter IPMBA in the Event Code field at the top of the online order form.

WTB

Product: Tires, Saddles, Pedals, Wheel Parts
Cost to Members: 15% off Wholesale Prices
Contact Name: Chris Schierholtz
Contact Info: 415-389-5040/cschieholtz@wtb.com
Website: www.wtb.com

ZEAL OPTICS

Product: Sport Eyewear & Goggles
Cost to Members: 50% off suggested retail.
Contact Name: Sport Stars Pro Sales
Contact Info: 800-784-4090/melissa@zealoptics.com
Website: www.zealoptics.com
Call Sport Stars Pro Sales for a discount code.

ZENSAH

Product: Tactical Shirts & Shorts
Cost to Members: 30% off Regular Cost
Contact Name: Ryan Oliver
Contact Info: 877-614-5076/tactical@zensah.com
Website: www.zensah.com
When ordering online, type "IPMBA30".

ZOGICS LLC

Product: Citrawipe Degreasing Hand Wipes
Cost to Members: 25-50% of MSRP
Contact Name: Paul LeBlanc
Contact Info: 888-623-0088/413-235-0007
Website: www.zogics.com
Contact for public safety special order form.

ZOIC CLOTHING

Product: Cycling Apparel
Cost to Members: 30% off Retail
Contact Name: Eric Swenson
Contact Info: 866-355-9642/eric@zoic.com
Website: www.zoic.com

IPMBA Stuff ...



... is Cool Stuff.



Get your IPMBA merchandise by visiting
www.ipmba.org/merchandise.htm

Dozens of high-quality items, a terrific variety and great customer service. Get yours today!

IPMBA BOARD

PRESIDENT

David Hildebrand ('09)
Denton PD
601 E Hickory, Suite #E
Denton TX 76205
940-349-7956
president@ipmba.org

VICE PRESIDENT

Neil Blackington ('10)
Boston EMS
767 Albany Street
Boston MA 02118
617-343-2367
vp@ipmba.org

SECRETARY

Jeff Brown ('11)
Dayton PD
335 W Third Street
Dayton OH 45402
937-333-1108
secretary@ipmba.org

TREASURER

Ron Burkitt ('09)
Hilliard PD
3800 Municipal Way
Hilliard OH 43206
614-921-7269
treasurer@ipmba.org

CONFERENCE COORDINATOR

Kurt Feavel ('10)
UW Madison PD
1429 Monroe Street
Madison WI 53711
608-262-4520
conferences@ipmba.org

EDUCATION DIRECTOR

Mitch Trujillo ('09)
Boulder PD
1805 33rd Street
Boulder CO 80301
303-441-4488 ext 02744
education@ipmba.org

INDUSTRY LIAISON

Charlie Summers ('10)
Illinois State University PD
700 W College
Normal IL 61761
309-438-8631
industry@ipmba.org

EMS LIAISON

Marc Zingarelli ('11)
Circleville FD
586 Court St
Circleville OH 43114
740-474-3333
emsc@ipmba.org

MEMBERSHIP COORDINATOR

Bernie Hogancamp ('11)
Homewood PD
17950 Dixie Highway
Homewood IL 43114
708-206-3431
membership@ipmba.org

SUPPORT OUR CORPORATE MEMBERS



IPMBA

IPMBA proudly recognizes the following organizations for their continued support and assistance to IPMBA and the profession of public safety cycling. They have helped to ensure that we can continue our mission of providing education, training, and resources for public safety cyclists worldwide. To become a corporate member, contact Maureen at maureen@ipmba.org or 410-744-2400.

BRATWEAR

Sally Swanson
253-517-4000 x 16
sally@bratwear.com
www.bratwear.com



Cycle Source Group

Matt Nims
877-533-7245
mattn@cyclesg.com
www.cyclesg.com



Electric Motion Systems

Tim Folk
877-824-5339
tactical@mail-ems.com
www.e-ms.us/lawenforcement.html



Jones & Bartlett Publishers

800-832-0034
info@jbpub.com
www.jbpub.com



Mocean

Bill Levitt
949-646-1701
moceanbl@aol.com
www.mocean.net



Police Bike Store

Michael Espejo
309-797-9028
info@policebikestore.com
www.policebikestore.com

POLICE BIKE STORE

Bikes • Accessories • Lights

CCR Registered - PO's Accepted
Multiple Item Discounts Provided

R & B Fabrications

David Belton
419-594-2743/800-553-1911
info@rbfab.com
www.rbfab.com



Trek Bicycle Corporation

Stefan Downing
800-313-8735 x 4911
police@trekbikes.com
www.trebikes.com



Volcanic Bicycles

Christopher Chapman
360-943-8613
chris@volcanicbikes.com
www.volcanicbikes.com



WORLD POLICE & FIRE GAMES

The 2009 World Police & Fire Games is a spectacular international sporting event featuring more than 12,000 athletes competing in over 60 sports at approximately 40 venues across the Lower Mainland and Sea to Sky regions of British Columbia. As an example, the great sport of **Mountain Biking** will be held in the Whistler area. The Whistler area has hosted many international mountain bike competitions. This venue is arguably the top mountain bike park in the world and the Games are proud and excited to invite competitors and guests to join us in August of 2009! The Games are open to all full time or retired professional firefighters, law enforcement, customs and correctional officers from around the world. Held every two years, these Games bring together the emergency services community for 10 days of sport, celebrating comradeship, community and competition. British Columbia will host the 2009 World Police & Fire Games from July 31 to August 9, 2009.

Organizers are looking for over 2500 volunteers to help run the Games. If you are not going to compete please consider joining the team as a volunteer! For information on volunteer opportunities or to join the Games family, please go online to www.2009wpfg.ca.

Columbus Celebrates its First Bike to Work Day

Submitted by Felix Remigio
Columbus (GA) Police Department

The Lower Chattahoochee Regional Development Center and the Georgia Department of Transportation are teaming up in Midtown and Uptown Columbus to get the community on their bikes and hopefully turn the occasion into a habit, which can save both the environment and money, as well as offer many health benefits.

The Columbus State University Police Department, as well as the Columbus Police Bike Unit have shown great effort in helping organize this event. With members participating in committee meetings and an impressive amount of willingness to escort riders on the day of the event, local police bike units are helping to make Columbus' first Bike to Work Day possible.

...local police bike units are helping to make Columbus' first Bike to Work Day possible.

The Columbus Police Department is in the process of increasing the number of bike officers (15-20 strong) due to a new Rails-to-Trails project to be completed by December 2009. This trail will connect with the existing 18 mile, one-way, illuminated Riverwalk path along the Chattahoochee River. The Rails-to-Trails path will connect with the Riverwalk on a eight-mile, one-way riding/jogging path, also connecting to three other city parks, one of them with nine miles of single-track, NORBA sanctioned mountain bike trails.

Held across the nation during the month of May, Bike to Work Day is an effort to promote cycling as an alternating to commuting to work. This community event will take place May 15th, 2009. It is currently being supported by several uptown businesses, midtown organizations, Columbus State University, TSYS, and AFLAC, with organizations joining the effort regularly. For more information, contact Julio Portillo or Nadine Peever at 706.256.2910, or npeever@lcrdc.org or by fax at 706.566.9925.

For information about Bike to Work Day celebrations around the country, please visit www.bikeleague.org. The League also offers a Bike to Work Day organizer's kit and promotional materials for those interested in organizing events in their own communities. These resources can be found at <http://www.bikeleague.org/programs/bikemonth/promo.php>.



July 31-August 9, 2009
British Columbia, Canada

Opening Ceremonies:
Friday, July 31, 2009
General Motors Place

Closing Ceremonies:
Sunday, August 9, 2009
Swangard Stadium

Number of Athletes:
12,000 to 14,000

Eligible Competitors:
**Law Enforcement, Customs, Fire
Fighters & Corrections Officers
(Fulltime & Retired)**

Number of Cities
Hosting Events: **12**

Number of Venues:
**40+ Sport &
Entertainment Venues**

Number of Sports:
66 Different Sports

Next Games:
2011 New York City
2013 Belfast



Matt Langridge, PCI # 869
Thames Valley Police (UK)

Hi to all from a currently cold and damp UK. What has been going on over here in recent months? I'll tell you!

As I write, many folk in the UK are recovering from the traditional post

Christmas weight gain (including yours truly!). However, we cyclists are in a position to do something about it. My first ride since Christmas Eve saw me commuting into work and, to be honest, I suffered. The bathroom scales lied to me when they showed me a 10 pound gain in weight. I'm sure I was lugging a sack of cement to work today. Not to worry though, a couple of weeks of pushing it hard to and from the station will see the gain off.

Cycle to Work Scheme

Nothing to do with Santa, but I am riding a new bike on my commute. A couple of months ago, I had an uncomfortable "interaction" with a delivery truck. It passed me, suddenly stopped ahead of me with no signalling, and immediately started reversing towards me. I tried to take to the pavement (sidewalk) to avoid the truck, as I could not see past it, but was not completely successful. The truck struck the rear of my bike, knocking me down. The result of the collision was a bruised cheek, dinged helmet, me seeing stars and a big dent in the drive side seat stay on my bike. After a session of correspondence with the drivers' insurance company, I was made a final offer, which I accepted.

Due to the age of my bike, replacement would have seen me out of pocket, but I realised that my employer and my local bike shop both subscribe to the "Cycle to Work Scheme". This is a government scheme aimed at getting more people out of cars and onto bikes for their journey to work. It works like this.

Cycle to Work is a salary sacrifice scheme. Employers run the system, appointing approved suppliers. It is for the purchase of bikes and safety equipment up to a maximum combined price of £1000. Safety equipment includes lights, helmets, locks, clothing, etc. Employees register intent to purchase with the employer to ensure funds are available and then approach the bike shop where the bike and equipment are selected. A quote at full retail price is sent to the employer, who then does their magic. They order and purchase the equipment, which the employee

reimburses the employer for by way of the salary sacrifice.

For most public sector employees, their purchase will be excluding purchase tax, which in the UK currently is 15% so there is an immediate saving. The balance is then deducted from the employees' salary monthly over 12 or 18 months. Here is the next saving – *the bike deduction from salary is done before taxes are deducted!* That means that the government has less from which to take their 20 to 40%, so I am saving between 20 and 40% on the bike purchase as well. At the end of the repayment period, you either return the bike, or, as most will do, "buy" it for a final payment of about 5% of the purchase price. Overall savings of 40% are common and, in some cases, up to 50%. All the employee has to do is undertake to use the bike for part or all of his or her commute to and from work for the "majority" of their journeys. A number of my colleagues now regularly cycle to work as a result of the scheme, and anecdotal evidence suggests this is the case for many employers who offer the scheme. I don't know if this type of scheme exists elsewhere but, if not, it may be a way of getting more folks into the saddle in other parts of the world.

Public Safety Cycling (PSC)

PSC continues to have an impact on cycle patrol within the UK. The Association of Chief Police Officers (ACPO) is the body responsible for laying down the policies on how police in England and Wales do their work. The ACPO membership comprises the Chief Constables, Deputy Chief Constables and Assistant Chief Constables (or equivalent rank) of the 44 Forces in England, Wales and Northern Ireland. ACPO, which have decided to formalise the provision of Cycle Patrol Training in the constituent forces, recognised the need for a "User Group". Nigel Tottie, known to many of you, was also known to an ACPO member as a leader in UK Cycle Patrol. He was asked to attend early meetings for advice and knowledge. He suggested that PSC were ideally suited as a User Group due to the knowledge base and practical experience of the group. As a result, PSC was appointed as the user group and tasked with providing a suggested training structure and syllabus. A number of meetings were held where the requirements of ACPO were examined and ideas on how to meet these were floated. These ideas and suggested programmes were

presented to the ACPO working group by Nigel. The result of this is that there is to be another meeting in January this year to produce the final draft of what will form the National Patrol Cycling Doctrine and best practice guidance for ALL UK police forces. The chairman of the working group has stated that he would like the user group to be the technical advisers to the service once ACPO accept the working group proposals, and that he sees the user group running indefinitely in this advisory role. This is exceptionally good news for PSC as we will be able to continue to advise on, and shape, police cycle training in this country to ensure that it is the best possible.

In Other News

Elsewhere in the UK, bikes continue to make the news. The following reports can be seen in full on www.publicsafetycycling.org.uk.

Pilot Mission for the Pedalling Paramedics:

Jonathan Alexander is taking part in a four-month pilot scheme by Yorkshire Ambulance Service to test the effectiveness of getting to casualties on two wheels. He and colleague Tim Atkin are following in the tyre tracks of the police, who have found that it can be a quicker and easier method of getting around the Sheffield city centre.

Success for Bike Team: On Sunday 5th October, Kendray Safer Neighbourhood team conducted "Operation Biker" to combat the anti-social use of motorcycles on the Trans Pennine Trail. This operation has led to the recovery of 6 motorcycles and an arrest for

I had an uncomfortable "interaction" with a delivery truck

dangerous driving. Police Officers, Park Ranger volunteers and Police and Community Support Officers (PCSO's) on mountain bikes showed the meaning of true teamwork and dedication to the operation. One of the bikes seized was identified as one which had caused mayhem throughout the day by driving dangerously without concern for pedestrians lawfully using the trail.

The rider was arrested as he collided with two of the PCSO's after all efforts to stop him had failed. Neither PCSO was injured in the collision; however, two of the pushbikes were damaged in the incident.

All for now. Stay tuned for the next edition of *News from the UK*.

Ride Safely,

Matt Langridge

by Mara H. Gottfried
Pioneer Press

St. Paul police officer Jason Bain usually spends part of his day talking to homeless people downtown, but he's doing more of it this holiday season.

After patrolling the skyways on foot, he stopped at the Dorothy Day Center and the Listening House on Monday morning and chatted.

A man at the Listening House, a drop-in center for the homeless, told Bain, 'I'm sober today.' He had been for two days, he said.

Bain praised him and told him to keep at

it. Later, he said, "They want affirmation. You don't have to show sympathy to people, but empathy."

The extra time Bain is spending with the homeless is part of a St. Paul police "holiday crime suppression" effort. The department is trying to make the holidays happier by interacting with the public more and reducing crime.

Funding for overtime to increase police presence came from a U.S. Justice Department grant.

"It adds to our strength, and it gives us an opportunity to do more proactive work,"

said Sgt. Paul Paulos, supervisor of the downtown patrol unit.

The police outreach helps keep the shelters and areas around them safe — both from homeless people who might commit crimes and from people who might victimize them, Paulos said.

The holiday effort, which police have done in previous years, began after

Thanksgiving and continues into January, said Assistant Chief Nancy Di Perna.

Police also are targeting enforcement on hot spots, including thefts from autos, robberies and domestic violence.

Each of the city's three police districts identified areas to focus on.

The Western District's effort has included trying to reduce open-air drug dealing,

prostitution and purse snatchings, Di Perna said. One initiative in the Eastern District was placing a portable pole camera in the Sun Ray Shopping Center to be "a visible police presence" against thefts from cars and shoplifting, she said.

Suicide prevention is another area of focus.

About 16 percent of the country's homeless population has a "severe and persistent mental illness," according to the National Coalition for the Homeless. The holiday season seems to be especially difficult for many homeless people, Bain said.

"They don't have family with them and they're alone," he said.

Police are noticing more people using the shelters' services. There was a nearly 50 percent increase in the number of people sleeping at Dorothy Day in October compared with October 2006, according to Catholic Charities of St. Paul and Minneapolis.

Bain is the police liaison to the St. Paul Police-Homeless Outreach Program, which pairs downtown beat officers, the St. Paul city attorney's office and South Metro Human Services to try to find housing and other help for homeless people who are repeat petty criminal offenders.

On Monday, when Bain stopped by the Listening House just before lunch was served at Dorothy Day, he talked to a man he's known for five years.

"Officer Bain, how's your badge?" said George Shafer, who is 52 and homeless. "You polished it yet?"

They made small talk, and then Bain asked him, "Are we going to get you in treatment or what? I'm going to keep bugging you until you get yourself well again."

The men parted ways, with Bain telling Shafer, "George, take care of yourself." "Thanks, Bain," he said. "Merry New Year."

Mara H. Gottfried can be reached at 651-228-5262 or mgottfried@pioneerpress.com. This article appeared in the December 31, 2008, issue of the St. Paul Pioneer Press.



Jason Bain, left, chats with Dan Lytle (right), who's homeless, outside the Listening House in St. Paul, Minn., on Monday, December 29 (Ben Garvin: Pioneer Press).

Police helping disabled pupils get on their bikes

KIDS are having a "wheelee" good time on bicycles adapted to suit their disabilities thanks to City of London police and cycle group Bikeworks.

The Richard Cloudesley Primary School, based on the Golden Lane Campus in Whitecross Street, Finsbury, caters for pupils with physical disabilities.

City of London Police Constable Stuart Ford, of the cycle squad, noticed that the school has several bikes which are adapted for pupils

during a visit and decided to get funding to make more available.

PC Ford said: "The kids loved the bikes and wondered if there was anything we could do about it.

"I met Bikeworks at Islington Cycle Day and suggested we do something. I got £1,000 funding for Bikeworks to bring bikes and instructors to the school."

PC Ford aims to hold the sessions once or twice a month if they can get enough people involved in helping out the four officers attending the sessions.

Joe Hipkin, Bikeworks cycle training co-coordinator, said: "This is the first time we've been to Richard Cloudesley School. We have lots of adapted bicycles including one that you pedal with your hands and one that's a cross between a skateboard and a bike. Hopefully we're going to be able to make this an on-going project."

This article appeared in the December 17, 2008, edition of the Archant newspapers, www.archant.co.uk.



Stuart Ford with Dominic Kwok, age eight.

IPMBA Member Receives Positive Force Award

THE FORCE®, a leading public safety uniform brand, announced that it has named Officer Brian Bobick of the District of Columbia's Metropolitan Police Department as the recipient of the 4th annual Positive Force Award. Officer Bobick was recognized at an award ceremony during the 115th Annual International Association of Chiefs of Police (IACP) conference in San Diego, Ca., on November 9, 2008.

Without a second thought, Officer Bobick selflessly pushed his partner out of the way of a speeding car taking the full impact himself. Later it was found that the vehicle was driven by a 15-year-old who was specifically targeting the officers because of his disdain for law enforcement.

Officer Bobick was selected from nominations from around the country by an independent and esteemed committee of law enforcement leaders and industry luminaries. Nominees were evaluated on their professional conduct, extreme acts of valor and bravery, dedication to their community and other notable achievements.

"The Force® is committed to tell the stories of our law enforcement heroes. The Positive Force Award is our way of recognizing public safety professionals who distinguish themselves by going above and beyond the call of duty," said Aimee Say, marketing manager for The Force®. "Law enforcement officers put

their lives in danger every time they put on their uniforms. The sacrifices they make enable us to live better lives, and the Positive Force Award is The Force® brand's commitment to recognizing these officers as heroes."

On December 13, 2007, Brian Bobick and Michael Architzel, Bike Patrol Unit Officers from the Sixth District (6-D), were responding to a missing person call when they stopped near an elementary school to speak with a young woman and her daughter. Instantly a double-parked black sedan got their attention. After the driver excessively revved the engine, it sped toward the officers.

Without a second thought, Officer Bobick pushed his partner out of the vehicle's path and took the full impact himself. Officer Bobick was critically injured and taken by helicopter to a local hospital. Fortunately, he is almost completed a full recovery and is eager to get back to work.

An investigation found that the driver of the vehicle was a juvenile with a lengthy criminal record. In his statement to the police, the suspect admitted his intent was to run down Officer Architzel because of prior altercation with the juvenile.

As an officer, you dedicate your life to protecting and serving the citizens of your

community. Officers put their lives on the line everyday to save others. The way Officer Bobick responded to the situation was simply instinctive to law enforcement professionals. In this case, however, the "citizen" he was protecting happened to be a fellow officer.

Officer Bobick began his law enforcement career in 1997 as a Deputy Sheriff with the Geauga County (OH) Sheriff's Office. In 2001, he relocated to

the nation's capital and joined the ranks of the Metropolitan Police Department. After the recruit training, he was assigned to the Sixth Police District.

At 6D, Officer Bobick volunteered to supervise the community-oriented Bike Patrol Unit for Police Service Area 601. His

leadership of the unit resulted in the successful training of other officers and in creating a bond of trust and respect with members of the community. He has worked tirelessly to make PSA 601 safer and more habitable for residents and visitors on his beat.

At IACP, Bobick was presented with a check for \$5,000 for personal use and \$5,000 for the charity of his choice, Homeward Trails Animal Rescue.

After the driver excessively revved the engine, it sped toward the officers.

Share the Road: Pavement Markings in West Hartford



Photo Courtesy Jeffrey Glaude

by Jeffrey Glaude, PCI#047
West Hartford (CT) Police Department

West Hartford, as part of their traffic calming and sharing the roads initiative, painted these along with the parking stripe. I think it is a good reminder to bike cops that in vehicular cycling, we should be in the road near the white stripe and not near the curb where the cars park.

I was at first perplexed as to the placement so I searched for the answer. It seems that if the bicycle was placed to the right of the white stripe (between the curb and stripe), the town would have had to make it all "no parking," and there is not enough area for a dedicated bike lane. Therefore, they put the bicycle in the roadway as a reminder to share the road.

Jeff was certified as an IPMBA Instructor at the 1996 IPMBA Conference in Rochester. He currently is a detective with the West Hartford Police Department but assists his agency's other instructors with their annual IPMBA classes. He can be reached at jglaude@westhartford.org.

Blue Springs Police Bicycle Patrol Update

by Sgt. Colby Lalli, PCI #999
Blue Springs (MO) Police Department

The Blue Springs Police Department Bicycle Team – 20 officers strong – are there to provide proactive policing for our community. The unit is comprised of volunteer officers who attend extensive training to provide a unique form of policing that allows greater interaction with the community, mobility in crowded areas, and one that can get into the neighborhoods to make them safer. Once certified, officers add bicycle patrol duties to their other regular assignments.

Bicycles have obvious advantages over their motorized counterparts. The most noteworthy of these advantages is the number of citizens they enable an officer to come in contact with on a daily basis. Citizens can provide a wealth of information about their neighborhoods and their businesses.

The police bicycle is a perfect law enforcement tool when it comes to combining proactive enforcement of the law and Community Policing. In one instant, you may be getting your picture taken with a curious youth; the next you may be receiving direct citizen information about a crime problem in the neighborhood. There is no other tool at our disposal that has the ability for quiet patrol while having the speed, maneuverability and accessibility of a bicycle.

The BSPD Bicycle Patrol Team is very busy, especially during the summer months. In 2008, Bicycle Patrol Officers worked a total of 113 shifts totaling 581 hours and logged 1,110 miles during recent months. Bicycle officers made 29



misdemeanor arrests, 65 pedestrian checks, 68 retail business checks, 251 closed business checks and found eight open doors of area businesses as they worked to prevent

burglaries. Officers conducted 106 park checks and six bicycle safety presentations, while making a total of 13,408 citizen/neighborhood contacts. The bicycle patrol team participated in both David Cook events in Blue Springs, providing security detail.

How is the BSPD Bicycle Team used? Some of their frequent activities include complementing patrol in the neighborhoods and retail areas and engaging in targeted operations based on specific

crimes, geographic areas, crime targets or special events. Special assignments as needed include school events, city festivals, concerts, parades, traffic enforcement, high crime area surveillance, plainclothes operations, park patrols, or to directly patrol special areas such as construction sites or parking lots.

Bicycle patrols are cost-efficient and allow for increased mobility. Bicycle patrols save gas, reduce wear and tear on police vehicles, produce no pollutants and keep officers in fit shape. As an added bonus, bicycle patrols allow officers to become acquainted with the people who live and work in Blue Springs. The latter makes pedaling patrols a natural component of community policing.

How are BSPD bicycle officers trained? The Blue Springs Police Department has recently completed the bicycle patrol training for 15 additional bicycle patrol officers. BSPD bicycle officers complete a 40-hour basic IPMBA (International Police Mountain Bike Association) “performance based” certification course. This course is taught by IPMBA instructor, Sgt. Colby Lalli, a 14-year veteran of the Blue Springs Police Department. The course is divided into 11 units: bicycle handling and vehicular cycling, bicycle fit, group riding, hazard recognition and common crashes, obstacle clearing and riding techniques, patrol procedures, nighttime patrol, community policing, basic maintenance, legal issues and traffic laws, firearms, and fitness and nutrition.

Proper training is essential to an officer’s on-the-job performance and safety. It is also critical in reducing liability. The IPMBA Police Cyclist course provides bicycle officers with the skills they need to effectively serve the community.

An additional component of the BSPD bicycle patrol program is bicycle safety education. This program enables officers to spend time educating youth and adults about bicycle and helmet safety. This includes public presentations on the importance of wearing a helmet, rules of the road, bicycle safety skills, and conducting bicycle safety inspections.



Officers also take advantage of public education to inform citizens that “cyclists fare best when they act and are treated as drivers of motor vehicles” (John Forester). An important aspect of this education is that cyclists have a legal right to use the roadway. However, in doing so cyclists must follow all of the same rules of the road as a driver of a motor vehicle, which includes wrong-way riding. Wrong-way riders are involved in nearly one-third of all bicycle/motor vehicle crashes.

Each of the 12 police mountain bicycles utilized on bicycle patrol were specially built to handle the rigors of patrol duties. John Pennington, who owns and operates the Bike Stop in Blue Springs, has been a long time supporter of the BSPD bicycle patrol since its inception in 1996 and performs major maintenance and repairs to the patrol bicycles in the fleet.

Since most bicycle officers patrol late at night, much of the maintenance and repairs to each patrol bicycle is completed by each bicycle patrol officer. However, the Blue Springs Police Department has its own in-house mechanic. Officer Mike Russell received his initial 40-hour mechanics certification through IPMBA, and has received additional technical expertise from the experts at the Bike Stop.

We are very proud of our officers and their dedication to protecting our community. The following Blue Springs Police Officers are trained and ready to assist the community as part of the BSPD Bicycle Patrol: Sgt. Colby Lalli – Bicycle Patrol supervisor; Tracy Benson; Melinda Carter; Brandon Claxton; Stephen Davidson; Stacey Edwards; Bill Ely; Joe Fanara; Jason Floyd; Jeff Jewell; Ryan Martin; Matt McLaughlin; Mike Murphy; Kent Pouncil; Mike Russell; Brandon ShROUT; Cody Smith; Nick Spencer; Kate Tipton; and Luis Virgil.

Sgt. Colby Lalli has been an IPMBA member since 1999 and was certified as an IPMBA Instructor in 2007. He can be reached at clalli@bluespringsgov.com.

This article appeared in the October 15, 2008, edition of *The Examiner*.

The Belgium Mountain Bike Championship for Police Forces and the Battle of the Bikers

by Tommy Hamelink, PCI #865
Politie Haaglanden, the Netherlands

On Friday 17 October, around 200 cycling police cyclists went to the Belgian Coast for the Belgian Championship in Oostende. Whoever had thought that the surroundings of Oostende were flat had made a big mistake. Everyone knows now: for a flat coast province, it was a very heavy race.

There were fast stretches with lots of turning in between the trees, several bridges, which were not provided with safety barriers; and no fewer than 13 small climbs which sucked the last strength from your legs. Whoever hoped to recapitulate on the stretches of grassland became victim of the notorious West Flemish “slowing you down” grass. With one word, it was “Great”.

Belgian Champions

The victory of the BK went to Nico Couckuyt, Masters, of Blaz, and the Elite title to Patrick Dendooven of Oostende. In the Ladies’ class went the victory to Jill Demeester of police force Blankenberge.

The Battle of the Bikers

After the Belgian championship, the Battle of the Bikers began. The teams of two to six riders raced for 2 hours and 1 round.

Several teams from the Netherlands came to Oostende, making it an international event.

The Battle was decided in the advantage for the home team “the Foxen” from Oostende.

Second and third place were for bike patrol team from Antwerp, the Oridas, and the bike patrol team from the police force Mechelen.

The fourth and fifth place were for teams 2 and 1 from the police force Hollands-Midden from the Netherlands.

The organisation was in the hands of the Police from Oostende, who also celebrating the five years anniversary of their bicycle brigade.

For the full results, please visit www.politie-oostende.be/mountainbike. Click the button that reads UITSLAGEN.

Tommy is the founder of www.bikepatrol.nl and an enthusiastic promotor of IPMBA and cycle patrol in the Netherlands and beyond. He has been an IPMBA Instructor since 2005 and is one of the creators of the IPMBA EMS Cyclist II Course. He can be reached at info@bikepatrol.nl.



Photo Courtesy Tommy Hamelink



Clarence White, IPMBA PCI #211T, Retires

Clarence White, of the Indianapolis Metropolitan Police Department, has retired after more than 30 years of service. He achieved the rank of Lieutenant and served his department well. One of his proudest achievements was being instrumental in reviving the “Flying Squadron” bike patrol in 1990. At first the bike patrol operated on a part-time basis, but by 1995 it was operating full-time. Today, the IMPD bike patrol participates in community relations activities, patrols special events such as Colts and Pacers games, deploys during periods of heightened security, and engages in proactive crime prevention and offender apprehension details.

Clarence was certified as an IPMBA Police Cyclist at the 1994 IPMBA Conference in San Antonio. He became an IPMBA Police Cyclist Instructor in 1995. When asked in the application why he was seeking PCI certification, he stated, “My enjoyment of the job has increased since becoming involved with our department’s bicycle program. I simply wish to increase my involvement and pass my knowledge on to other police cyclists. In short, I love it.” He has since instructed nearly 200 police and security cyclists, including several who would go on to be certified as IPMBA Instructors.

In 2004, he successfully completed his student teach and attained the status of IPMBA Instructor-Trainer. In this role, he has assisted nearly 150 individuals complete the challenging Instructor Course.

Clarence is a cycling enthusiast and is proud to be remembered by the many children – and their parents – with whom he shared important bike safety education.

Please join IPMBA in congratulating him on his years of service to his city and its citizens. He can be reached at cawbike@earthlink.com.

by Mitch Trujillo, PCI #244T
Boulder (CO) Police Department
IPMBA Education Director

A good instructor seizes the moment. How they decide to act at that moment is determined by myriad factors. Ultimately, though, the critical decisions we make can make or break us. Often our actions speak louder than words. We see it when our civic leaders say the wrong thing at the wrong time, or when they do the right thing at the right time. Over and over again, I've been privileged to witness the admirable actions of my IPMBA colleagues. I'm sure you can recount an instance when a fellow instructor impressed you. From the instructor who excels in the classroom, to the daily humility of character exhibited by colleagues in tackling life's dealings, the position of instructor transcends who we are. It demands that we hold ourselves to a higher standard, and accountable to others. That said, we are human and are prone to error. A simple infraction immediately becomes something more and diminishes our role as teacher.

As Education Director, I am determined to use my limited amount of time to seize the moment. A responsibility I have is elevating the professionalism of our instructor cadre to an even higher level. One way I can elevate performance is to review the course records submitted by instructors to ensure adherence to course policies, standards and safety procedures, which in turn helps ensure that students have a positive and productive educational experience. In the process, I might identify a potential transgression committed by the instructor. For example, a new instructor was believed to be teaching the stair descent before the concept of planned braking. I hope you agree there are some fundamental braking skills that need to be taught prior to putting the unwitting student in a dangerous predicament. Maybe the instructor isn't aware of the hazard in teaching this way, or worse, knowingly teaches this way to elevate him or herself.

A responsibility I have is elevating the professionalism of our instructor cadre to an even higher level.

Other transgressions have included exceeding the maximum student-to-instructor ratio of 10:1, a lack of injury prevention efforts, failing to cover the material thoroughly, teaching to the test or giving away test answers, and inordinately delaying the submission of course paperwork. In these and other situations, a letter is sent to the instructor that identifies the transgression, provides alternatives, and requests corrective measures. This is done so the organization can show diligence in addressing the issue, provide assistance to instructors apparently in need of it, and maintain high standards, accountability, and reputation.

It is important that we inform the instructor of the transgression. Maybe there is more to the information reported on the course record. A few times I've received some overly defensive responses to my letters (I imagine the notification that continued problems can result in suspension and/or revocation of their instructor certification was an alarm). Only a few instructors have failed to realize the rationale of the notice. Some have handled the letter admirably by admitting the infraction and promising to correct the

practice. Others have offered mitigating circumstances. At the end, it can be easy to analyze the actions we took and those we probably should have taken.

The point in all of this is that we are accountable for our actions. As instructors, our students, peers, agency, organization, and community are constantly scrutinizing our behavior. How we analyze ourselves, commit to improve, and decide to act will determine our place in their minds and our legacy. I'm determined to analyze my many faults, but will strive to fix them so I can humbly surpass those that I now succeed. I simply challenge you to do the same. We not only owe it to ourselves, but to our predecessors and our profession.

Mitch is an IPMBA Instructor Trainer, serves as Education Director on the IPMBA Board of Directors, and has a penchant for singlespeeds. He can be reached at education@ipmba.org or trujillom@bouldercolorado.gov.



IPMBA Conference 2009

Rise Above the Rest

Albuquerque, New Mexico

April 25 - May 2, 2009

Instructor ToolKit Now Available!

The IPMBA ITK is now available! All pre-ordered copies have shipped. The IPMBA office has received its supply of CDs as well and will be processing and shipping orders on a weekly basis.

If you have not yet ordered your ITK, please do so as soon as possible. Even in warmer climates, bike courses are rarely offered in the winter months, so this is the ideal time to familiarize yourself with the revised curriculum prior to teaching your first class of 2009.

If you are a Mac user, please be advised that there is a problem with the Chapter 2 PowerPoint presentation. This affects only Chapter 2, and only Mac users. PC users are not affected. If you are a Mac user, please email maureen@ipmba.org to request a copy of the corrected Chapter 2 PowerPoint presentation. You can overwrite the defective one after you have installed the ITK on your computer.

Several instructors who have received and reviewed the ITK have enquired about the absence of several chapters. This is not an error. Chapters 6 (Training and Policy) and 15 (Funding) are not included because they are beyond the scope of a typical IPMBA course. Any instructor who wishes to create lesson plans for this


material and include it in the course as optional lectures is welcome to do so. Chapters 7 (Fundamental Cycling Skills) and 10 (Continuing Skill Development) are designed to be handled through the various skill stations. There are no classroom presentations for these chapters.

The ITK order form is available on the homepage at www.ipmba.org or by contacting the IPMBA office at info@ipmba.org.

Acceptable forms of payment are check, purchase order, Mastercard, and Visa.

Only active IPMBA Instructors are permitted to purchase the ITK. For the first six months after release, the cost of the ITK will be \$100, including shipping.

After six months, the cost will increase to \$150. Any active IPMBA Instructor who has not purchased the ITK at the end of the nine-month period will be deemed inactive and will be required to attend the IPMBA Instructor Course as a recertification requirement.



If you have any questions about the above requirements, please contact IPMBA Education Director Mitch Trujillo at education@ipmba.org. If you have questions about obtaining the ITK, please contact the IPMBA office at info@ipmba.org or 410-744-2400.

The following schedule will be implemented:

Time Frame	Cost	Additional Requirements
November 1, 2008-April 30, 2009	\$100	None
May 1, 2009-July 31, 2009	\$150	None
August 1, 2009 and beyond	Instructor Course Tuition (currently \$550)	Successfully complete the IPMBA Instructor Course. Full tuition will be charged, but the application process and fee will be waived.


BIKE PATROL SIREN

CycleSiren Features:

- ✓ Sound modes are **Wail**, **Yelp** and **Horn** (Whistle sound available).
- ✓ Daylight viewing LED strobe lighting. Color options, **Red/Blue**, **Red/White** and **All Blue**.
- ✓ Powered by a 9.6-volt Ni-MH RC battery that fits into the Police rack or side gear pack.
- ✓ For **Police & EMS** Bike Patrol.

Accessories:

LED Taillights: Blue/Amber, Red or Blue.
Ultra-Bright White LED Patrol Light.




Please visit our Web site
www.cyclesiren.com
Or telephone us at
714-628-8935.

TACTICALWEARONLINE.COM

POLICE TACTICAL & MILITARY
PERFORMANCE WEAR
YOUR SOURCE FOR



Donald L. Erb
(717)666-2348
(717)666-2349 (Fax)
(717)278-2177 (Cell)
Erbd@tacticalwearonline.com
THE ADVANTAGE IS UNDENIABLE.



Effective Cycling

John Forester is widely recognized as the originator of the concept of vehicular cycling, whose tenet is, "Cyclists fare best when they act as and are recognized as drivers of vehicles". The principles of vehicular cycling remain at the core of IPMBA's training programs, and all students in the Police, EMS, and Security Cyclist Courses are required to demonstrate understanding of the concept. Forester's book, *Effective Cycling*, 6th Edition, available through www.seidlerproductions.com, provides a scholarly reference for those interested in learning more about the art and science of vehicular cycling. The curriculum for the original *Effective Cycling* course can be downloaded from John Forester's website, <http://www.johnforester.com/BTEO/ECIM6.pdf>.

2007 NHTSA Crash Statistics

In 2007, 698 pedalcyclists (riders of two-wheel nonmotorized vehicles, tricycles, and unicycles powered solely by pedals) were killed and an additional 43,000 were injured in traffic crashes. Pedalcyclist deaths accounted for two percent of all traffic fatalities, and pedalcyclists made up two percent of all the people injured in traffic crashes during the year. The number of pedalcyclist fatalities in 2007 is 14 percent lower than the 814 fatalities reported in 1997. The highest number of pedalcyclist fatalities ever recorded in the Fatality Analysis Reporting System (FARS) was 1,003 in 1975. Pedalcyclists accounted for 13 percent of all nonoccupant traffic fatalities in 2007.

Visit <http://www-nrd.nhtsa.dot.gov/Pubs/810986.PDF> to read the full report.



Smart Cycling Traffic Skills 101

The League of American Bicyclists has released a new version of its core bicycle education curriculum, Traffic Skills 101. Formerly known as Road I, the new manual has updated graphics, photos, and text designed to help League Cycling Instructors (LCIs) teach cyclists to ride safely and smartly. IPMBA Instructors who are already LCIs can contact the League at www.bikeleague.org or 202-822-1333 to order a copy of the new curriculum. IPMBA Instructors who would like to become LCIs need only become League members and purchase the lesson plans. For more information, contact Bill Nesper at bill@bikeleague.org or 202-822-1333.



IPMBA Board Openings Announcement

Three seats on the IPMBA Board of Directors will be up for election/re-election at the 2009 IPMBA Conference in Albuquerque, New Mexico. This is the official notice for those who may be interested in serving on the IPMBA Board.

In order to be eligible to serve on the Board of Directors, you must hold current, active certification as an IPMBA Instructor.

According to the IPMBA By-Laws, Article 111, Section 5: Board Candidate, any qualified member can become a candidate for the Board of Directors by:

- a. Submitting a letter of interest to the Executive Director after the official notice and no later than 45 days prior to the first day of the Annual IPMBA Conference (last day to submit letter and resume will be March 11, 2009).
- b. A resume or C.V. must accompany the letter of interest. If a resume or C.V. is not submitted, the candidate's name will be deleted from the list of potential candidates.

If you are interested in serving on the IPMBA Board, you may submit your letter of interest and resume to the Executive Director at any time before March 11, 2009. Please email your letter of interest and resume to maureen@ipmba.org. You will be expected to address the board during its pre-conference meeting on Tuesday, April 28, 2009.

If you have questions about board member responsibilities, please contact Maureen at 410-744-2400 or any current board member. Contact information for current board members can be found at <http://www.ipmba.org/board.htm>.

It has recently come to our attention that the *Guide to Bicycle Rodeos* is no longer available through Adventure Cycling. It is now available through KE Publications, a division of Kalkomey Enterprises, a provider of recreational safety education materials. KE offers safety courses for boating, hunting, bow hunting, and off-road vehicle and snowmobile operations. They also offer a suite of safety education publications and wildlife identification materials. The products listed below can be ordered at <http://stores.kepubs.com>. Customer service can be reached at kris@boat-ed.com, 214-351-0461, or 1-800-830-2268.



Bicycle Rodeo Kit

The Bicycle Rodeo Kit has enough materials for 100 participants. The basic kit contains publications written by two well-known bicycle safety leaders, John Williams and Dan Burden. The kit contains: 100 *Best Cyclist on Earth* workbooks, 100 *Helmet Habit, Get Into It!* brochures, 100 *Ten Little Bike Riders* brochures, 100 Certificates of Achievement, 100 Bicycle Driver's Licenses, 100 Bike Check Cards, 27 Laminated Station Posters to be used for the various bike rodeo stations, 15 Reaction Test Rulers to measure a person's break reactions, 12 Orange Plastic Traffic Cones and 1 *Guide to Bicycle Rodeos*. Price: \$330.00, includes shipping and handling.



Best Cyclist on Earth - Bicycle Student Manual

This fun, brightly illustrated book takes 8-12 year-old bike riders from their own driveways out into the neighborhood, helping build the skills, judgment, and confidence necessary for safe riding habits. Exciting activities, colorful graphics, and interactive projects capture young riders' attention and encourage participation. Written by Dan Burden. Price: \$3.00.



The Helmet Habit - Bicycle Brochure


This colorful brochure illustrates the need to wear hard-shell helmets and explores the necessity for helmet use, providing facts on helmet construction and selection. Additional bicycle safety tips are also included. Space is provided on the back panel for personalized stamping. Price: 100 brochures for \$20.00.



Team Helmet Bike Safety Book - Bicycle Coloring Book

This activity/coloring book is written for children up to the third grade. Each page is devoted to a specific safety message: getting ready, equipment, signs and signals, driveways, hazards, manners, locking and more. The book comes with a full-color membership card

and certificate of membership. The membership card can be cut out, folded and taped into the top of a helmet or placed in a wallet. The card also has space available to write in emergency phone numbers. Price: \$2.50.




Guide to Bicycle Rodeos

Authored by two of the top bicycle safety educators in the country, John Williams and Dan Burden, this manual provides all the information needed to plan, set up and operate a bicycle rodeo. Easy-to-understand directions, plus innovative techniques based on government research make this book invaluable for any group that offers a bicycle rodeo in their community. The guide can be purchased separately from the Rodeo Kit and is recommended by the American Academy of Pediatrics and the American Automobile Association. Published under special arrangement with Adventure Cycling. Price: \$6.50.



Safe Feet - Pedestrian Safety Coloring Book

Designed for youngsters to third grade, this innovative coloring book is based upon the National Safety Council and the National Highway Traffic Safety Administration's Walk Alert program. Safety messages on each page, plus colorful illustrations, reinforce safe walking concepts to and from school, combined with illustrations on bicycling and school bus riding. Price: \$2.50.



Getting There Safely By Foot, By Bike, By Bus, By Car - Activity Book

An informative and fun activity-coloring book, *Getting There Safely* teaches children through age eight the importance of being alert pedestrians, bike riders and passengers. The emphasis is on being aware of cars and other hazards, as well as helmet safety, rules of the road and street safety. Price: \$2.50.

GEARED UP!

The Essentials of Adult Bicycling

by John F. Washington, Jr., PCI #461T/EMSCI #037T
University of Pennsylvania Police Department



Education, Engineering, Enthusiasm and Enforcement – my 4 E’s of bicycling safety. I am the commander of a 30-officer bicycle patrol unit within an accredited police department that is actively involved in community outreach promoting bicycling safety issues. As such, I was recently forwarded a bicycling video to review under the “Education” domain of my 4 E’s. I viewed it from the perspective of community education as well as through my eyes as an IPMBA Instructor.

GEARED UP!, produced by the A’Hern Group of Baltimore, Maryland, is a 23-minute DVD divided into six chapters, each of which is one to five minutes in duration.

It comes in a jewel case with catchy graphics, photos and text. It was filmed in and around

Baltimore and other parts of Maryland, and, unlike the staid *Effective Cycling* video, is upbeat and modern. It also comes with Spanish subtitles. The target audience is the adult cyclist, whether self-taught or enrolled in a civilian cycling class taught by a League of American Bicyclists Cycling Instructor (LCI) or other educator involved with civilian cycling education. While not specifically designed for an IPMBA class, it covers much of the same material but on a more abbreviated scale.

The chapters include: 1) *Introduction*; 2) *Equipping the Rider*; 3) *Roadway Riding*; 4) *Shared Use Paths*; 5) *Night Riding*; and 6) *Special Considerations*. The *Introduction* stresses obeying the rules of the road and learning your state’s legal requirements, while also giving a brief overview of lane positioning, signaling, changing lanes and passing, and approaching intersections. *Equipping the Rider* begins with bicycle size and fit considerations, discusses required safety equipment such as an impact rated helmet, eyewear, gloves, and visible/reflective clothing, and moves on to cover accessories such as tool kits, pumps, lighting systems and pannier types.

The chapter *Roadway Riding* revisits the importance of bicyclists and motorists sharing the road and following applicable

vehicle rules before segueing into utilizing hand signals and verbal communications, looking back during expected lane changes and scanning for hazards. Lasting about one minute, *Shared Use Paths* covers various scenarios that a cyclist might encounter in Anytown, USA, and some of the rules that govern their use. An effective overview of wearing reflective material, lighting systems and how to be visible is covered in the *Night Riding* chapter.

Special Considerations, at five minutes, wraps up the video, reiterating the increased responsibility of the bicyclist and the need to follow the pertinent traffic laws while keeping safety in mind. It also covers

specific hazards such as dogs, debris in the roadway and potholes, railroad tracks, storm grates and the like before

discussing proper hydration, how to secure a bicycle and public transit systems that accommodate bicycle commuters.

There is nothing in the video that is completely in conflict with the tenets of the IPMBA curriculum and it does not always use our specific monikers, but it gets an effective message across.

Overall, *GEARED UP! The Essentials of Adult Bicycling* is a well-produced and easy-to-use educational accessory that would fit well into a community-oriented bicycle instructor’s or IPMBA Instructor’s tool kit. It can be blended as an introduction into a standardized curriculum such as a League cycling program; as a quick hit, stand-alone video during a community presentation on bicycling safety; or during a break or as a review in an IPMBA class. It will be in my instructor tool kit – two pumped up tires for this offering!

GEARED UP! is available for \$19.95 from www.adultbicycling.com, info@adultbicycling.com, or 410-367-9660.

Lt. John F. Washington, Jr., is the supervisor of the University of Pennsylvania Police Department. He is an IPMBA PCI, EMSCI, and Instructor Trainer. He can be reached at johnfw@publicsafety.upenn.edu.

...it will be in my instructor tool kit – two pumped up tires for this offering!



\$29.95*
Paperback • 264 Pages • © 2008

From the International Police Mountain Bike Association in conjunction with Jones & Bartlett Publishers comes the newly released ***The Complete Guide to Public Safety Cycling***.

The Complete Guide is the single most comprehensive source of in-depth information on starting a bike unit or enhancing an established bike unit with tactical and technical tips on everything from basic equipment needs to detailed insights on policy, maintenance, training, legal issues, and much more. This essential resource will guide public safety personnel and agencies seeking to put the wheels of a public safety bike unit in motion!

**Jones & Bartlett
Publishers**

Toll free:

(800) 832-0034

Switchboard:

(978) 443-5000

Customer service:
ext. 8197

Fax:

(978) 443-8000

Online:

www.jbpub.com

(Continued from page 1)

We didn't realize it until we arrived, but our presence was in fact a "big deal."

While we were there, we were treated like guests of honor, and they took us all over the city to experience the sights, sounds, and flavors.

Teaching a class in a developing nation endows one with a renewed appreciation for the things we take for granted. For instance, here in the U.S., it is fairly easy to find a bike shop with a qualified mechanic, or make arrangements to send someone for some training. In Georgetown, they don't have a bike shop. They bought eight brand-new, Trek Police bikes complete with accessories, which the weather will destroy in six months without careful maintenance. They don't have anyone who knows how to work on a new, multi-gear bike. They lack the equipment, tools, lube, parts and other items to do the job right. We were going to try to identify a student or two with the aptitude to attend the IPMBA Maintenance Officer Course, but they immediately responded, "That would be nice, but if we sent someone to the conference, they would never come back. They would stay in the States." Police officers in Guyana make \$3000-\$6000 U.S. per year. Even with the lower cost of living, that's not much, and America is still viewed as the "land of opportunity."

We've been teaching for a long time, and every class has its challenges, but this one was unique in many ways.

Although we all spoke English, it was difficult for us to understand each other at times as other languages are commonly spoken in Guyana. Differences in dialect and culture also made it hard for us to explain things to them. Take traffic skills, for instance. In Guyana, drivers have very little regard for the rules of the road. No matter what they are driving – cars, scooters, bikes, horse and carts – they drive aggressively and in a manner which we would describe as "reckless." Their driving habits definitely affected their cycle training – when we were teaching a figure eight cone pattern, they kept cutting each other off in an attempt to be the first through, because that's how it is on the street. This impacted our road rides, too. Imagine trying to teach vehicular cycling to bicyclists when the motor vehicles are all being operated unpredictably! Traffic lights, stop signs, lane markings, and the like are largely treated as optional, making for a very chaotic scene. Add narrow roads and road conditions that make our most pothole-ridden roads look smooth as silk,

and it is remarkable that there aren't more wrecks. Despite the erratic driving and the variety of vehicles on the road, we only saw one crash the entire week.

Most of the students were very teachable; they wanted to learn and to make the program work. It is not just a bike patrol unit; it is, in the words of Mayor Hamilton Green, "a simple and humble beginning to what is expected to be the advancement of the security features, concept, and capacity of the Georgetown municipality."

We were extremely proud on the last day of the class, when our students appeared for the first time in full bike uniform.

They were transformed from a bunch of guys in shorts and tee-shirts into a professional-looking ensemble. This was no quick, "thanks, guys, here's your certificate" type graduation like we're used to. It was a graduation ceremony, skill demonstration, and the official launch of the City of Georgetown Bicycle Patrol Unit. Gary gave a brief speech about bike patrol, and I narrated while our students skillfully negotiated the slow box and other cone courses.



Featured speakers included Deputy Mayor Robert Williams, Councillor Llewelyn John, Town Clerk Yonnette Pluck, City Superintendent Andrew Foo, and His Worship the Mayor, Hamilton Green. The mayor explained the essence of bike patrol to the assembled guests, which included an official from the U.S. Embassy, as follows: "Very often we view security with sophisticated equipment, electronic equipment, and ignore what we are dealing with today – the basic fundamental of patrol and having some intimacy with our people on the ground."

The team wasted no time before going into action. The launch was planned to coincide with the opening of Carifesta X: Guyana 2008. Carifesta, or the Caribbean Festival of the Arts, is a three week exposition of art – music, dance, drama, sculpture, painting, literature, craft, photography, folk art – from 31 Caribbean and Latin American countries. It includes exhibitions, demonstrations, concerts, recitals, discussions, plays, an amusement park, and a youth village.

(Continued on page 31)



Photos Courtesy Mike Johnston

As I mentioned earlier, they had eight bikes and wanted 18 officers to be trained. We washed out five, trained the rest, and selected the best eight to officially launch the bike patrol.

(Continued from page 30)

The first Carifesta was held in Guyana in 1972. It has since been held in Jamaica, Cuba, Barbados, Trinidad and Tobago (three times), St. Kitts and Nevis, and Suriname; finally returning to the country of its founding in honor of the 10th anniversary. Thousands of guests from around the Caribbean and beyond were expected; the ideal setting for bike officers. We had the good fortune to attend, and had the great honor of meeting the President of Guyana, Bharrat Jagdeo, while we were there.

Although we were eager to return to the comforts of home, we felt a bit like we were leaving our children, having only partially prepared them for what was to come. They will need a great deal of support, more training, a decent bike shop, and a good mechanic. To paraphrase Mayor Green, we had provided merely the basics; they will need to use their initiative, good sense, and intelligence to improve upon what we

have left with them, and to ensure that there is a culture of maintenance, both of the cycles and of the bodies.

I have not heard from Wayne since our return, but I think the bike team is doing well thus far. An article from the September 8, 2008, edition of *Stabroek News* reported that city constabulary cycle patrolmen had picked up seven people for various offenses who were being brought before the court. The article was very optimistic about the future of the bike patrol, citing that an agreement had been made with a local bike shop for monthly maintenance, and that more training is planned for the near future.

We were honored to have the opportunity to represent IPMBA and bring our training to the members of the Georgetown Police Force. We have gained a greater understanding of the challenges faced by police officers in a place where there is truly little money to spare for what we consider to be the

essentials, and we hope to be invited back again soon.




Mike is the security manager of Utah's Hogle Zoo and a bike officer with the University of Utah Police Department. He was involved with the creation of the IPMBA Police Cyclist Advanced, STARs, and NO-FATs Courses. He shared his Guyana experience with Maureen through emails, photos, and newspaper articles, and she wrote this article to share it with the rest of IPMBA. He can be reached at mikebikeut@hotmail.com.

COMFORT SAFETY DURABILITY

To prevent injury when cycling a stiffened sole is essential. Properly designed cycling footwear has a rigid mid-sole extending from the ball of the foot to the heel to guard against the crippling effects of Plantar Fasciitis and Metatarsalgia. The mid-sole also adds to comfort and efficiency by transferring the pedal pressure over the whole sole area, no localized soreness or pressure points caused by the pedals.

Patrol shoes were designed by IPMBA bike patrol officers for safety and comfort on and off your bike. Clipped in, using regular pedals or in pursuit off the bike Patrol shoes are made to meet the demands of public safety professionals. Made from soft top grain leather Patrol shoes breathe naturally for comfort and hygiene and can be polished to look smart and professional. The SPD compatible mid sole accepts all popular MTB cleat systems.



SPECIAL IPMBA DISCOUNT

79.95 REGULAR RETAIL 109.95
SHIPPING AND HANDLING
WITHIN USA \$8.90/PR

ORDER www.patrolcycle.com
freecall USA, 800 208 2032

USA DISTRIBUTION
PATROL BIKE SYSTEMS
P.O. BOX 9306,
ST PAUL, MN 55109-0306
TEL: 651 773 8763

UK DISTRIBUTION
CYCLE FORCE UK LTD
18 MARKET STREET
BRACKNELL RG12 1JG
TEL: (0)1344 862560

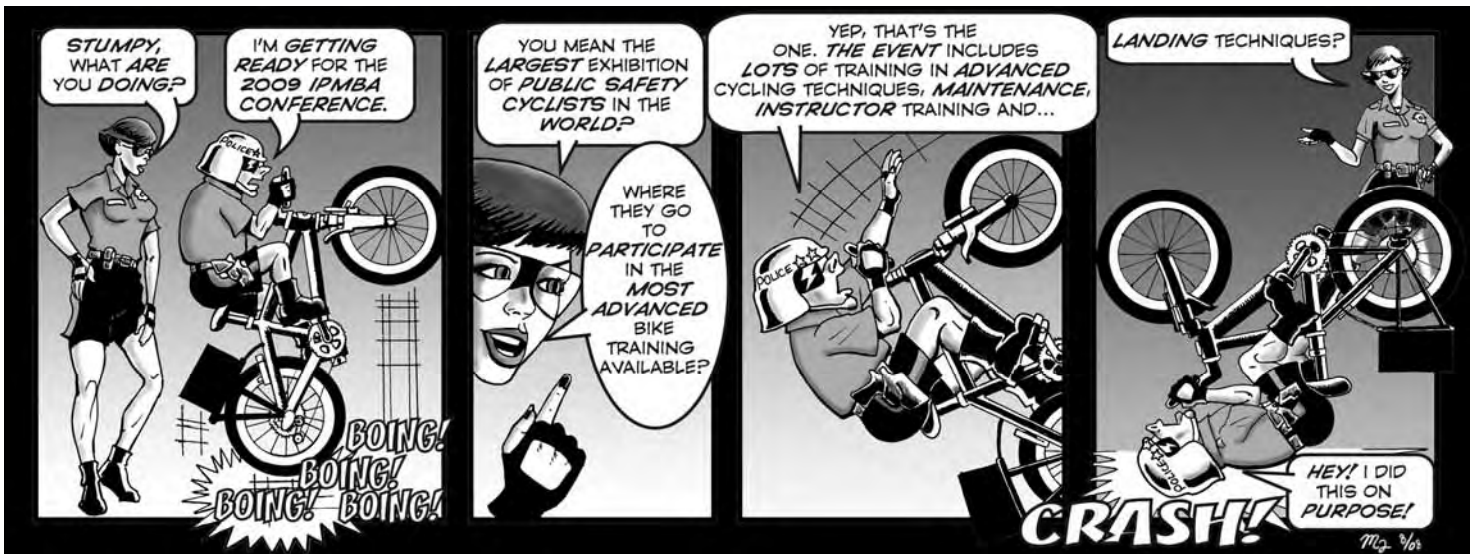
Product Guide



International Police Mountain Bike Association
583 Frederick Rd., Suite 5B
Baltimore MD 21228

NONPROFIT ORG
U.S. POSTAGE
PAID
BALTIMORE MD
PERMIT NO. 3361

19th Annual IPMBA Conference



www.ipmba.org/conferences.htm