

Summer 2007

ipmba news



Newsletter of the International Police Mountain Bike Association

IPMBA: Promoting and Advocating Education and Organization for Public Safety Bicyclists.

Vol. 16, No. 3

E. Baton Rouge EMS Takes the Cake

Incredible Effort Impresses All

by **Maureen Becker**
Executive Director

The post-conference issue of *IPMBA News* is one of the most enjoyable issues to compile. Sorting through the photos and deciding which ones best convey the spirit of the IPMBA conference is both a challenge and a pleasure. Only so many photos can be used, both in the newsletter and on the website, and each photo conjures a wealth of memories. It is our hope that these images, along with the articles, will inspire the attendees to think fondly of their conference experiences, and will excite in others a desire to make similar memories of their own.

Because this issue is dedicated to the conference, the underlying theme is one of gratitude to the host agency, East Baton Rouge EMS. It is difficult, if not impossible, to adequately convey the depth of their commitment. History has shown that it is not unreasonable for a host agency to invest at least 2,000 staff-hours into the event during the week-long event alone. That does not include the time spent in the days, months, weeks, and years leading up to it. Most conference



locations are selected at least two years in advance so the personnel charged with carrying out this awesome responsibility have ample time to prepare. An "advance team" usually travels to the prior years' conferences to learn the "best practices" of hosting a conference. They take notes on what goes well, what could use some improvement, what makes the participants happy, and how to procure and maximize resources.

Obviously, the East Baton Rouge EMS advance team took good notes. Sure, first-timers were impressed, but that's relatively easy to do. The tough part is pleasing the "old-timers," who have lots of basis for comparison. By the time the last crawfish had been consumed, even the old-timers were duly impressed! This was the direct result of the unyielding support provided by EMS administrator Pam Porter, whose trust and pride in her staff was reflected at every turn. Rarely have human resources from across the agency been so well-integrated into the conference – from bike personnel to dispatchers to IT gurus, the entire East Baton Rouge EMS team stood ready to ensure that the first IPMBA conference to be hosted by an EMS agency would be cemented in participants' memories as "the best yet."

But according to the Indianapolis Metropolitan Police Department, the "best is yet to come" – see you at the Speedway for the 18th Annual IPMBA Conference, April 19-26, 2008, in Indianapolis, Indiana!

Bicycle Crash Investigation

Part 2 of 2

by **Kirby Beck, PCI #002T**
Coon Rapids PD (MN) retired

In the Spring 2007 issue of *IPMBA News*, we examined the fact that serious crashes involving bicycles quite frequently result in civil actions. Officers' investigations and reports get examined in detail by both sides. It is important that officers collect and document all of the factors involved. It is rare to find investigators with a background in bicycling, bike laws and cycling dynamics, and this article's purpose is to provide readers with a more comprehensive awareness of the pertinent bicycle issues.

Specific Concerns Unique to Bicycles

No one would do a crash report without recording the make, model and license number of a motor vehicle, yet bikes are often listed as simply a "bike." Record and photograph the make, model and serial number of the bicycle. Serial numbers are found in one of three locations: under the bottom bracket where the pedals are located, on the (rider's) left side of the top tube below the handle bars, and on the left side "dropout" where the rear hub attaches to the frame. On some high-end BMX bikes, it may be on the inside of the dropout. If there are more than two sets of numbers use the set on the left side or the forward most.

(Continued on page 32)

inside

Board List.....	35
Instructor Corner.....	31
IPMBA Corporate Members.....	19
Issue Focus: Conference Highlights.....	5-14
Competition Highlights & Results.....	6
Conference Instructors.....	9
International Attendees.....	10
Mocean Grant Winners.....	11
Photo Gallery.....	8
Vendors & Supporters.....	12-14
Member News.....	27-29
News from the UK.....	25-26
President's Column.....	2
Product Purchase Program.....	20-23
Product Reviews	
CitraWipe Degreaser.....	17
Eye Safety Systems.....	16
Quick Release Seat Lock.....	16

A New Standard is Set



What a busy time for the board and staff at IPMBA! The 2007 IPMBA Conference was an overwhelming success. This year we had attendees from 34 states and four countries. It is always great to renew old friendships and develop new ones. East Baton

Rouge Parish EMS set a new standard for IPMBA conferences. There was no stone left unturned by the staff and volunteers of EBR EMS, from the well-stocked hospitality suite each night to the wi-fi-enabled laptops with remote printing capability so conference attendees could check e-mail and work on their presentations. These "extras," plus the many events and activities that EBR EMS had planned for the week, made this a conference that will be hard to beat.

Even as the conference was in full swing, work was being done to finish the *Complete Guide to Public Safety Cycling, Second Edition*. Many conference attendees were able to see several chapters of the new book to get a feel of what is coming. I heard many positive comments about the color pictures, larger size, and updated text. Currently, we are striving for an August release date. Upon release, the book will be available for purchase from Jones and Bartlett Publishers (www.jbpub.com). They are currently accepting advance orders. With the

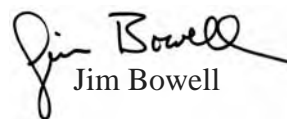
There was no stone left unturned by the staff and volunteers ...

addition of the new book, it will be even easier to see why IPMBA is the leader in offering the best, most complete training for public safety cyclists. In the meantime, the current *Complete Guide* is still available for purchase from the IPMBA office.

Summer is the busy time for public safety cyclists. While you're out there riding, remember to keep yourself hydrated. It is so easy to underestimate the outside temperature and humidity levels. Before you know it, you have depleted your reserves. As we always preach, drink before you are thirsty.

But don't overdo it – drinking too much water can bring on a rare but dangerous condition known as hyponatremia. For more information about heat-related illnesses, visit the Resource page at www.ipmba.org and download the *American College of Sports Medicine Inter-Association Task Force on Exertional Heat Illnesses Consensus Statement*.

Remember that each of us have the best job in the world. Where else can you get paid your salary to ride a bike all day long? Be visible, be safe, and have a great summer.


Jim Powell

BE AN IPMBA INSTRUCTOR!

Want to become an IPMBA-Certified Instructor?

Call 410-744-2400 or email info@ipmba.org to obtain an instructor application packet. In the simplest of terms, to become an Instructor, you must meet the criteria outlined in the packet, apply to IPMBA headquarters, be approved, then register for and attend one of the Instructor Courses.

Check out www.ipmba.org for information on the upcoming instructor courses in Fredericksburg, VA (Oct. 15-19) and in London, England (Sept. 3-7)

ipmba news

Newsletter of the
INTERNATIONAL POLICE MOUNTAIN BIKE ASSOCIATION
583 Frederick Road, Suite 5B
Baltimore, MD 21228
PH: 410-744-2400 ~ FX: 410-744-5504
E-mail: info@ipmba.org
Web site: www.ipmba.org

Jim Powell
IPMBA President

Maureen Becker
Executive Director; Managing Editor

Jennifer Horan
Design and Layout

Copyright 2007 © International Police Mountain Bike Association (IPMBA). Reproduction without permission is prohibited.

The International Police Mountain Bike Association is a non-profit educational organization providing resources, networking opportunities, and training for public safety bicyclists.

Interested in submitting an article?
Interested in advertising in *IPMBA News*?
Call Maureen (410-744-2400) for information.



DON'T SETTLE FOR LESS THAN "THE TOUGHEST PATROL BIKES ON EARTH!"



*For superior reliability and strength,
the Volcanic Alpha APB (Approach
Patrol Bike) has it all!*



- Marzocchi MX Comp fork
- Canecreek S-1 headset (Sealed Bearing)
- Truvativ Hussefelt riserbar
- Truvativ XR stem
- Truvativ XR seatpost
- Truvativ Howitzer bottom bracket
- Truvativ Hussefelt cranks
- Avid BB7 mechanical disc brakes
- Avid FR5 brake levers
- SRAM X9 trigger shifters
- SRAM X9 rear derailleur
- SRAM X Gen front derailleur
- Avid cassette
- WTB Speed V saddle
- Shimano XT disc hubs
- w/Sun Rhino Lite XL rims
- Serfas tires
- Serfas grips
- Shimano 424 clipless pedals
- Planet Bike rear rack
- Planet Bike water bottle cages (2)
- Rear mount kickstand

**Order SIX Volcanic Alpha APB bikes by September 30th,
Receive SIX NiteRider Evolution Patrol Lighting Systems
ABSOLUTELY FREE*!
(\$1300.00 VALUE)**

Volcanic Manufacturing LLC

PMB 2644

2103 Harrison Ave. NW
Olympia, Washington 98502
USA

Ph#-360-943-8613; E-mail mike@volcanicbikes.com
www.volcanicbikes.com

**ACT TODAY!
Offer expires
9/30/07!**

*Limited to one order per police department.



PATROL BIKE SYSTEMS

"We put cops
behind bars"

The most comprehensive one stop shop for all your patrol biking needs. Staffed by knowledgeable experienced cyclists who have been serving law enforcement for over 10 years. We not only sell bicycle equipment, but we ride them, build and service them and race them. We carry top of the line brand names at nationally competitive prices. Call us for firsthand experience on how we can assist you in your bike patrol needs.

We carry

- ▶ Bicycles
- ▶ Bicycle Accessories
- ▶ Clothing
- ▶ Shoes
- ▶ Communications Equipment
- ▶ Law Enforcement Lighting
- ▶ Helmets
- ▶ Tools
- ▶ Books and Service Manuals

Patrol Bike Systems Inc.

PO Box 9308, St Paul, MN 55109-0308

Phone: 651-773-8763 Toll Free: 800-208-2032 Fax: 651-773-8762

View our soon-to-be-updated online catalog at www.patrolbike.com

CHOOSE APPROVED FOOTWEAR


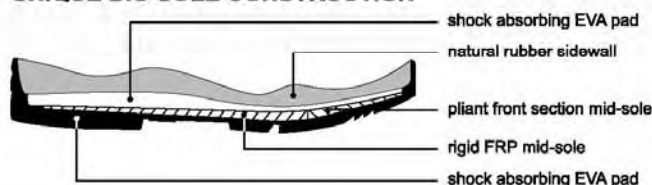
To prevent injury when cycling a stiffened sole is essential. Properly designed cycling footwear has a rigid mid-sole extending from the ball of the foot to the heel to guard against the crippling effects of plantar fasciitis and metatarsalgia. The mid-sole also adds to comfort and efficiency by transferring the pedal pressure over the whole sole area, no localized soreness or pressure points caused by the pedals.

Patrol shoes are designed by bike patrol officers for safety and comfort on and off your bike. Clipped in, using regular pedals or in pursuit off the bike Patrol shoes are made to meet the demands of public safety professionals. Made from soft top grain leather Patrol shoes breathe naturally for comfort and hygiene and can be polished to look smart and professional. The SPD compatible mid sole accepts all popular MTB cleat systems.

SPECIAL IPMBA DISCOUNT

79.95 REGULAR RETAIL 109.95
SHIPPING AND HANDLING
WITHIN USA \$8.90/PR

UNIQUE BIO SOLE CONSTRUCTION



ORDER www.patrolcycle.com
free call USA, 800 208 2032

USA DISTRIBUTION
PATROL BIKE SYSTEMS
P.O. BOX 9308,
ST PAUL, MN 55109-0308
TEL: 651 773 8763

UK DISTRIBUTION
CYCLE FORCE UK LTD
16 MARKET STREET
BRACKNELL RG12 1JG
TEL: (01344) 862550



Laissez les Bon Temps Rouler!

For the first time in the history of IPMBA, the annual conference was hosted by an EMS agency. Our hosts, East Baton Rouge EMS, made a commitment to producing a well-orchestrated event. In the process, they clearly demonstrated that an EMS agency could do as well as a police department with hosting the event, if not better. It was an excellent event, demonstrating not only that an EMS agency could do the job, but also that IPMBA is not a police organization; rather, it is an association of public safety cyclists. *Pages 5-14.*

IPMBA Conference '07



Photo courtesy EBR EMS

The IPMBA board, staff, members, and conference attendees would like to extend their sincere thanks to East Baton Rouge EMS for hosting the conference, and to their partnering agencies for providing assistance. We truly appreciate the support of Mayor Kip Holden and the Metro Council; EMS Administrator Pam Porter; EMS Chief of Operations Tommy Loyacano; Chief Jeff Leduff of the Baton Rouge Police Department; Charles Mondrick, Uniform Patrol Commander, Baton Rouge Police Department; Col. Henry Whitehorn, Louisiana State Police; and the many residents and businesses of Baton Rouge who provided financial and in-kind support for the

conference.

IPMBA would also like to recognize the staff of East Baton Rouge EMS and all those who have participated in the planning and implementation of this conference, especially Tom Harris. Tom first approached IPMBA about hosting a conference in 2001. After a two year military deployment, he returned and redoubled his effort to bring the conference to Baton Rouge. Since that time, he has worked tirelessly to ensure that conference attendees would experience nothing less than the ultimate in southern hospitality.

Of course, he was not able to accomplish this alone. He gathered a team of individuals who were equally dedicated to meeting this goal. This team includes East Baton Rouge EMS staff members Darryl Beard, Rachael Firmin, Chad Guillot, Brad Harris, Ann Lemoin, Mark Olson, Mary Prochaska, Lauri Scivicque, Christian True, and Joyce Walden Wales; Baton Rouge Police Department personnel Kenny Brown, Kyle Callihan, Don Coppola, Jeremy Stanley, and Mark Weber; and Patrick Washington and Robert Moruzzi of the DPS Capitol Detail. Many other staff members and volunteers extended their hospitality to the IPMBA conference attendees in a variety of ways – at registration, in bike check, on the trails, in the hospitality suite. We couldn't possibly list them all!

In so many ways, the host committee for the 17th Annual Conference rolled out the “purple carpet” and showed the attendees the meaning of the word hospitality.

As a result of their many hours of effort and dedication, all conference participants enjoyed an outstanding training experience, excellent riding, and remarkable food. East Baton Rouge EMS really “let the good times roll” at the 17th Annual IPMBA Conference!



Photo courtesy Bethlehem PD



IPMBA Conference 2007

Challenging and Innovative: The 2007 IPMBA Competition

by Kurt Feavel, PCI #529
University of Wisconsin at Madison (WI) PD
IPMBA Board of Directors

Challenging and innovative were the first words that came to mind as I walked the competition course for the 17th Annual IPMBA Conference. The weather was incredible and the competitors were ready to go. The traditional bike parade left the convention center at 3:45pm and arrived in style at the competition site just a short time later. The competition was held at Red Stick Park on the banks of the Mighty Mississippi. It was a spectacular setting, and with the USS Kidd serving as a backdrop, the riders paid tribute to the remaining veterans who served on the World War II destroyer, who were gathering in Baton Rouge for their very last reunion.

After the conference photo was taken, the competitors lined up their bikes in neat rows and gathered at the base of the levee for the walk-through and safety briefing. When the “business” side of things had been taken care of, the fun began.

Out of the gate, each of the nearly 65 riders tackled a short hill climb followed by a boxed, 90-degree turn to the right. Then it was through the infamous patch collector and into something completely new and different – an off-camber drop halfway down the levee and then back up onto the top, into another right turn and then a slalom through light posts and bollards. After another sharp right, the competitors weaved around several concrete planters. As they approached the steps, we tossed in a short S-turn cone course to slow them down. Then they descended the steps, turned left, went down even more steps leading to a right turn, and then up and over the teeter-totter. The final leg was a climb up several sets of steps leading right into the sprint to the finish line.



Photo courtesy EBR EMS

Medical Center, Cypress Creek EMS, and the Hague Police. In third place were the Leezards, one of several teams whose members were from a single agency – the Albuquerque PD. Other single-agency teams were Team Guilford EMS, Team Bethlehem PD, Team Joliet PD, Team Lafourche SO, and Team Boone Dogs (Boone County SO).

The Open Category was dominated by repeat winner (and sole entry) Team Volcanic, representing Volcanic Bicycles and comprised of Eric Kackley and Mike McKernan. Eric finished second overall with a time of 1:28:05, just behind winner Pat Hernandez of Albuquerque PD (1:22:56) and just ahead of third place Jason Schiffer of Bethlehem PD (1:32:72). These were also the top three finishers in the Male 30-39 category. The women of Dublin PD held their own in the 30+ category, with Sara Hall (2:11:08) taking first and Renae Rice (2:24:56) in second.

The competition drew to a close just as a passing train came to a stop next to the course, blocked by a van parked too close to the tracks. It was perfect timing as the competitors and spectators had worked up an appetite and were ready to experience a true Louisiana tradition – the crawfish boil!

I think I can say that all of the competitors had a great time and will be looking forward to next year’s competition in Indianapolis. Maybe we should just race around the track????

One item of historical significance just can’t be over looked at this year’s competition. For the first time in my association with IPMBA, the competition started on time and ended 10 minutes early. I think I’m starting to finally get a handle on this!

See results on the next page.



Photo courtesy EBR EMS



Photo courtesy Bethlehem PD



Photo courtesy Chris Menton

IPMBA Conference 2007



— RESULTS — 2007 IPMBA COMPETITION

Team Competition:

Team Dezert Ratz — 6:49.72

Jon Thompson, Dallas-Fort Worth PD
Rob Peterson, Las Cruces PD
Wallace Downs, Las Cruces PD
Mike Clifton, Las Cruces PD

Team Hypoxic — 6:57.69

Dan Turman, Williamson Medical Center
Mike Campbell, Williamson Medical Center
Tommy Hamelink, The Hague Police
Jeff Taylor, Cypress Creek EMS

Team Leezards — 7:05.00

Jason Westbrook, Albuquerque PD
Pat Hernandez, Albuquerque PD
Ron Surran, Albuquerque PD
Anthony Martinez, Albuquerque PD

Public Safety Category:

Male under 30

First Place: Daniel Turman,
Williamson Medical Center — 1:48.92
Second Place: Mike Clifton,
Las Cruces PD — 1:56.48

Male 30-39

First Place: Pat Hernandez,
Albuquerque PD — 1:22.56
Second Place: Jason Schiffer,
Bethlehem PD — 1:32.92

Male 40-49

First Place: Sjeff Brouwers,
Midden & West Brabant Police,
Netherlands — 1:35.61
Second Place: Wallace Downs,
Las Cruces PD — 1:36.80

Male 50+

First Place: Michael Hughes,
Williamson Medical Center — 2:59.79

Female 30+

First Place: Sara Hall,
Dublin PD — 2:11.08
Second Place: Renae Rice,
Dublin PD — 2:24.56

Open Category:

First Place: Eric Kackley,
Volcanic Bikes — 1:28.05
Second Place: Mike McKernan,
Volcanic Bikes — 1:53.85

Congratulations 2007 IPMBA Conference Instructor Course Graduates!

Jerry H. Bradley II, Nashville PD, Nashville TN; **John Brown**, Yukon PD, Yukon OK; **Quincy Bryant**, Kenner PD, Kenner LA; **Ronald Buchanan**, King's Daughters Hospital and Health Services, Madison IN; **Thomas Capano**, Fort Lauderdale PD, Fort Lauderdale FL; **James Donaldson**, Covington PD, Covington KY; **Jeremy Eames**, Chattanooga PD, Chattanooga TN; **Jeff Fichtemaier**, Pasco Sheriff's Office, New Port Richey FL; **Anthony Fitzwater**, Fort Hood PD, Fort Hood TX; **Erik Freburger**, NSA Police, Ft. Meade MD; **Brian Gillman**, Cypress Creek EMS, Houston TX; **Jayne Green**, Topeka PD, Topeka KS; **Anthony Grimmig, Jr.**, Saint Louis University Public Safety, St. Louis MO; **Eric Hall**, Westfield PD, Westfield MA; **Tyler Hanson**, Ogden PD, Ogden UT; **James Hoffmann**, Waukesha PD, Waukesha WI; **James Huckaby**, Fort Hood PD, Fort Hood TX; **Colton Hughes**, Allentown PD, Allentown PA; **Gus Johnson**, Sacramento PD, Sacramento CA; **Scott Kroger**, St. Johns EMS, Springfield MO; **Edward Lada**, New Britain EMS, New Britain CT; **Derek Lade**, Fort Lauderdale PD, Fort Lauderdale FL; **Colby Lalli**, Blue Springs PD, Blue Springs MO; **Matt Lane**, Guilford County Emergency Services, Greensboro NC; **William Laramie**, Amherst PD, Amherst MA; **Joe Ledesma**, San Antonio Airport PD, San Antonio TX; **Joseph Lutz**, Arlington County Courthouse, Arlington VA; **Anthony Martinez**, Albuquerque PD, Albuquerque NM; **Von McKenzie**, St. John's County Sheriff's Office, St. Augustine FL; **Patrick McLain**, Cabell County EMS, Huntington WV; **Erik Merlin**, Ithaca College Public Safety, Ithaca NY; **John G. Miller**, Scottsdale PD, Scottsdale AZ; **David Millican**, Denton PD, Denton TX; **Jerry Monasmith**, Topeka PD, Topeka KS; **Robert Montoya**, South Metro Fire Rescue, Centennial CO; **Michael Morgovnik**, Austin PD, Austin TX; **Stephen Mosley**, University of Mary Hardin-Baylor, Belton TX; **Ken Pacheco**, University of Colorado PD, Boulder CO; **Victor Pacheco III**, Jacksonville Sheriff's Office, Jacksonville FL; **Michael Patton**, Bucks County Rescue Squad, Bristol PA; **Mark Pena**, Pasadena PD, Pasadena TX; **Michael Plott**, St. John's Sheriff's Office, St. Augustine FL; **Joshua Robinson**, UT San Antonio Police, San Antonio TX; **Kyle Roodberg**, Denver Health Paramedics, Denver CO; **Shane Russell**, Wichita PD, Wichita KS; **Marc Scherschel**, Denver Health Paramedics, Denver CO; **Ronald Schlegel**, Allentown PD, Allentown PA; **Aaron Shillcutt**, Kansas City PD, Kansas City MO; **James Smith**, Pasadena PD, Pasadena TX; **Rocco Sovero**, Howard County PD, Ellicott City MD; **Rose Steagall**, Franklin PD, Franklin TN; **Jeremy Stubbs**, Auburn Hills P.D., Auburn Hills MI; **William Trussell**, USM Campus Police, Hattiesburg MS; **David Wagner**, MUSC DPS, Charleston SC; **Jason Waite**, Wichita PD, Wichita KS; **Jason Westbrook**, Albuquerque PD, Albuquerque NM; **Carl Wortham**, Alexandria PD, Alexandria VA.



Photo courtesy Al Simpson

IPMBA Conference 2007



All photos courtesy EBR EMS except as noted.

- A) Practicing dynamic dismounts to engage a suspect.
- B) Trail-side bike wash stations come in handy.
- C) Even public safety cyclists can't outrun paperwork!
- D) Corne Sprangers, Sjef Brouwers, and Wout Hoeks sport wooden "cycling shoes."
- E) Everyone's (second) favorite time of day.
- F) Jon Pesesko keeps his cool. *(photo courtesy Bethlehem PD)*
- G) Practicing on pallets with panniers.
- H) M.C. Ken Bouvier livened up the Opening Ceremonies.
- I) Aspiring instructors. *(photo courtesy Chris Menton)*
- J) No caption necessary!

IPMBA Conference 2007



Thank You 2007 IPMBA Conference Instructors and Presenters

IPMBA is grateful to the many instructors and presenters who dedicate their time and energy to ensuring a positive learning experience for all conference attendees. We appreciate the efforts of the following individuals, all of whom shared their knowledge and expertise with their colleagues throughout the IPMBA Conference.

Certified IPMBA Instructors

Dominic Angiolillo, Fort Lauderdale PD Fort Lauderdale FL
Kirby Beck, Coon Rapids PD (Retired), Coon Rapids MN
Adam Bernhardt, New South Wales Police, Sylvania Waters NSW
Neil Blackington, Boston EMS, Boston MA
Jim Bowell, Troy Fire Department, Troy OH
Sjef Brouwers, Police Training Centre Mijkenbroek, Netherlands
Ed Brown, Osceola County Fire/Rescue, Kissimmee FL
Paul Brown, College Station PD, College Station TX
Jeff Brown, Dayton PD, Dayton OH
Ron Burkitt, City of Hilliard PD, Hilliard OH
Ed Croissant, Tampa Bay PD, Tampa FL
Chris Davala, Maryland State Police, Salisbury MD
Andrew DeBerry, Denton PD, Denton TX
Bob DeLaurentiis, Univ. of Penn. PD, Philadelphia PA
Doug Dillon, Houston PD, Houston TX
Wallace Downs, Las Cruces PD, Las Cruces NM
Dwight Edwards, Cabell County EMS, Huntington WV
Kurt Feavel, University of Wisconsin @ Madison, Madison WI
Dan Gozel, Palm Beach County Sheriff's Office, W. Palm Beach FL
Mike Goetz, Seattle PD (Retired), Bulawayo Zimbabwe
Artie Gonzales, Topeka PD (ret.), Topeka KS
Lou Ann Hamblin, Van Buren Township PD, Belleville MI
Tommy Hamelink, Politie Haaglanden, The Hague, Netherlands
John Hanke, Joliet PD, Joliet IL
David Hildebrand, Denton PD, Denton TX
Wout Hoeks, Police Training Centre Mijkenbroek, Netherlands
Bernard Hogancamp, Homewood PD, Homewood IL
Mike Hudspeth, Guilford County EMS, Greensboro NC
Mike Johnston, Utah's Hogle Zoo, Salt Lake City UT
Matt Langridge, Thames Valley Police, High Wycombe, UK
Tom Lynch, London Ambulance Service, London, UK
Gary McLaughlin, Sacramento PD - Metro Bikes, Sacramento CA
Jaime Montoya, Las Cruces PD, Las Cruces NM
Kenneth Petereit, College Station PD, College Station TX

Jon Pesesko, Bethlehem PD, Bethlehem PA
Ray Ranne, Chicago PD, Chicago IL
T.J. Richardson, St. Mary's University Police, San Antonio TX
Gerard Robinson, London Ambulance Service, London, UK
Jim Roy, Topeka PD, Topeka KS
John Russell, Bucks County Rescue Squad, Bristol PA
Clint Sandusky, Riverside Community College PD, Riverside CA
Jason Schiffer, Bethlehem PD, Bethlehem PA
Al Simpson, Pompano Beach P.D. (ret), Pompano Beach FL
Corne Sprangers, Police Training Centre Mijkenbroek, Netherlands
Charlie Summers, Illinois State U. PD., Normal IL
Tom Tanner, Ann Arbor PD, Ann Arbor MI
Mitch Trujillo, Boulder PD, Boulder CO
Kathleen Vonk, Ann Arbor PD, Ann Arbor MI
John Washington, Univ. of Penn. PD, Philadelphia PA
Clarence White, Indianapolis PD, Indianapolis IN
Barbara Winstead, Cincinnati Police Division, Cincinnati OH
Tom Woods, Denton PD, Denton TX
Marc Zingarelli, Circleville Fire Department, Circleville OH

Guest Presenters

Paula Bawer, DOT/NHTSA, Washington DC
Michael Breitenstein, NIOSH, Cincinnati OH
Adam Cheney, Baton Rouge PD, Baton Rouge LA
Aubrey Futrell, Gulf States Regional Center for Public Safety Innovations, Brandon MS
Chad Guillot, East Baton Rouge EMS, Baton Rouge LA
Arthur J. Lewis, East Baton Rouge EMS, Baton Rouge LA
Tom McGrath, Tri-State Regional Community Policing Institute, Cincinnati OH
Chris Menton, Roger Williams University, Bristol RI
David Milstead, East Baton Rouge EMS, Baton Rouge LA
Steven Schrader, Ph.D., NIOSH, Cincinnati OH
Tim Schurr, United Bicycle Institute, Ashland OR
Jack Wade, Kelleys Island PD, Kelleys Island OH



Photos courtesy EBR EMS



IPMBA Conference 2007

IPMBA's International Flair

The international contingent in attendance at the IPMBA Conference was a little more prominent than usual, especially among the instructors. Bill Levitt of Mocean was asked about embroidering country flags on the shirts, and true to form, he did not disappoint.



Photo courtesy, Al Simpson

Instructors Mike Goetz, Tommy Hamelink, Adam Bernhardt, and Matt Langridge wear their "hearts" on their sleeves.

IPMBA members from four countries outside of the U.S. were introduced to true southern hospitality and a unique regional tradition – the crawfish boil. Even those who had previously traveled in the U.S. probably had never experienced the piles of fresh, hot mudbugs served up with corn-on-the-cob, boudin balls, red beans and rice, and spicy gumbo.

No doubt our international colleagues had some great stories to tell when they returned to their home countries!

Australia sent a sole representative in the person of Adam Bernhardt of New South Wales Police, who once again assisted with the IPMBA Police Cyclist Course. Scott Elliott of Niagara Regional Police migrated south from the "great white north" of **Canada** for his second consecutive conference. **Great Britain** sent the diplomatic corps in the persons of repeat visitors Tom Lynch, MBE, and Gerard Robinson of the London Ambulance Service. Tom and Gerard conducted two sessions – one on planning for special events, and the other, the cleverly named "Trix R 4 Kidz". They were joined by first-timers Alan Hockley of the Hampshire Police (one of the agencies which pioneered the use of bike-mounted cameras for evidence-gathering) and Matt Langridge of the Thames Valley Police, IPMBA's trusty UK correspondent for *IPMBA News*. Matt presented two workshops, one about using bikes for covert operations, and the other about how terrorism investigations can impact a community's relationship with its police.

Not to be outdone by their British colleagues, the **Dutch** sent an equally large contingent comprised of stalwart Tommy Hamelink of the Hague Police and the trio of Sjef Brouwers, Corne Sprangers, and Wout Hoeks from the Midden & West Brabant Police

Force. Their tactics and techniques were well-received and their workshops well-attended. Perhaps that had something to do with Sjef's "hook...." The question on everyone's lips was, "are wooden shoes equipped with SPDs?" If they are, the left them off while introducing Dutch bike handling skills, arrest techniques, crowd control measures, and personnel selection.

In September, IPMBA will once again conduct an IPMBA Instructor Course in England, and will support the annual 999 Emergency Services Cycling Seminar. The seminar will be held 1-2 September in London – contact Tom Lynch at tom@publicsafetycycling.com for more information and to register.



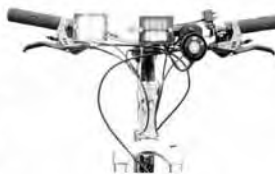
IT Clarence White gets pointers from Sjef Brouwers on how to "hook" students.

Photo courtesy Sjef Brouwers

BIKE PATROL SIREN

CycleSiren Features:

- ✓ Sound modes are **Wail, Yelp and Horn** (Whistle sound available).
- ✓ Daylight viewing LED strobe lighting. Color options, **Red/Blue, Red/White and All Blue.**
- ✓ Powered by a 9.6-volt Ni-MH RC battery that fits into the Police rack or side gear pack.
- ✓ For **Police & EMS Bike Patrol.**



Please visit our Web site
www.cyclesiren.com
Or telephone us at
714-628-8935.

Accessories:

- LED Taillights: Blue/Amber, Red or Blue.
- Ultra-Bright White LED Patrol Light.

IPMBA Conference 2007

Winning Words



by William Laramee, PCI #1000
Amherst Police Department (MA)

Police Cycling: Reflections, Analysis, and Change

As I was riding through Puffton Village Apartments on a cool, fall evening, my attention was drawn to the sound of an alarm from a nearby apartment. Had I been in a cruiser with windows all but slightly ajar and radio on, I never would have heard it. As I pedaled closer to the source of the noise, I noticed lights behind faded curtains. Sensing that something was not right, I cautiously approached the door and knocked. After several minutes, I was greeted by a frail, mentally handicapped teenage girl. The girl seemed frightened by my presence as she peered around the door in my direction. She spoke in a soft tone as she answered my questions. Inside the home, I observed trash piled from floor to ceiling, neglected animals, dirty clothes piled in the unused bathtub, and a smell so putrid that I struggled to maintain my composure.

I have been a police officer in Amherst, Massachusetts, since 1995. Amherst, a culturally and ethnically diverse community, is home to three institutions of higher learning: The University of Massachusetts, Amherst College, and Hampshire College. These three institutions add approximately 35,000 new faces to our community each fall. Amherst is comprised of a densely populated town center, numerous apartment complexes, and neighborhoods spanning out from the town center.

I was assigned to bicycle patrol in 1998. Because of my passion for the outdoors, commitment to fitness, and a belief in community policing, this was a wonderful personal and professional opportunity. As a bicycle officer, I made dozens of arrests, rode in inclement and exceptional weather, from cool spring mornings to warm rainy summer evenings. I also participated in community policing activities, maintained high visibility, and promoted the benefits of a bicycle unit to community members and department administrators. However, after seven years, I began to think that our unit was at a critical point in terms of its potential and contribution to the overall policing practices in Amherst. I also recognized that I wanted more training and opportunities to advance bicycle policing within the department. I felt our team needed more training, better equipment, and more organization. I also felt that the town would embrace our efforts.

In early 2006, while completing my annual personal and department evaluation, I recognized a deficiency in the organizational and fiscal operation of the department's bicycle unit. Each year, the department sent officers for training at "COBWEB," which was described as "a joke," due to its overemphasis on administrative duties and lack of essential bicycle patrol skills and leadership. Officers who expected to ride and repair bicycles in a class with law enforcement at its core found too much time with administration and not enough time actually riding.

Recognizing these deficiencies, I approached the department's administrators with a plan to become an

instructor. I believed it would be beneficial in three ways: I would receive professional training, which would enable me to train my colleagues, and the department would invest in a long term, cost-efficient program, ultimately saving money. After much deliberation, I was selected to become the third IPMBA Police Cyclist instructor in Massachusetts.

Geographically and socially, Amherst is an ideal place for a successful police cycling unit. Vehicle traffic is often congested and can be difficult to maneuver through at any time of day. Our bike unit continues to demonstrate enhanced effectiveness as compared to patrol cars in this type of environment. The area is also a strong advocate for bicycle lanes, the use of bicycles for daily commuting to work, and bicycle safety education. Recently, our department received a grant through the Governor's Highway Safety Bureau and received 50 bicycle helmets. Upon receiving the helmets, I was tasked with identifying target groups throughout the community that would benefit from getting the helmets. I arranged helmet distribution campaigns in low income housing projects where riding is popular among youth but safety is often overlooked. Officers also attended farmer's markets and public safety fairs. The initiative provided a great opportunity for officers to interact with the community in an informal setting while also reinforcing bicycle safety.

Since I attended the IPMBA Police Cyclist training in the summer of 2006, our unit has already taken positive steps towards necessary change. We have partnered with the Hampshire Bicycle Exchange, which purchases, repairs, and offers for resale, old bicycles from our fleet. Additionally we have been working diligently at redesigning our unit's storage and work space, transitioning into new, more technically advanced Mocean uniforms, and purchasing new bicycles. It is also our intent to train an officer to address all maintenance issues that may arise.

As I again reflect upon my experience in Puffton Village, I realize the importance of bicycle units in police departments and the communities they serve. They allow officers to see and hear things in cars that their brothers in cruisers may not. Bicycles tend to break down barriers normally associated with cruiser patrols, because they encourage conversation, and they are reflective of the agency's belief in community-based initiatives, partnership building, and problem solving.

It is my hope that after receiving Instructor training, I will return to my department as an ambassador of IPMBA. I will be given the skills and knowledge to conduct cost-effective, safe, and beneficial training for all of my students. It is also my hope that upon receiving this scholarship I can return to my department a portion of the money they have chosen to invest in me and instead invest it where it would be best served, the unit and its officers.

Bill was awarded a \$650 Mocean Grant as a result of this essay. He was certified as IPMBA Police Cyclist Instructor #1000 at the IPMBA Conference in Baton Rouge. He can be reached at LarameeW@Amherstma.gov.

The Mocean Grants, earmarked for use at the IPMBA Conference, are designed to enable personnel from the winning departments to attend all or part of the conference.

Congratulations to the following grant recipients:

Colleges/Universities: Officer Chris Bartolomei, New York State University Police, University at Buffalo, Buffalo, New York – \$650

Law Enforcement: Officer William Laramee, Town of Amherst Police, Amherst, Massachusetts – \$650; Corporal Nick Driscoll, Greenwood Police, Greenwood, Arkansas – \$350; Sergeant Jerry Bisek, City of Manassas Police, Manassas, Virginia – \$350

Grant monies were available for IPMBA members representing police departments, EMS agencies, and college/university departments of public safety. Mocean president Bill Levitt stated, "Mocean began offering grants for the IPMBA conference several years ago in response to the decrease in available funds for training. We are proud to award these grants to the above recipients. We were surprised, however, that more applications were not submitted and that we were not able to award all the grants available for each category. I'd like to extend my congratulations to the winners, all of whom put a great deal of effort into their essays and will no doubt benefit from the training they will experience at the IPMBA Conference."

IPMBA would like to thank Mocean for their generosity and their continued support of IPMBA and our members. For more information about Mocean uniforms, please visit www.mocean.net or email Bill Levitt at moceanbl@aol.com.



IPMBA Conference 2007

Industry & IPMBA: Exhibit Hall, Product Showcase and

The exhibit hall continues to be a highlight of the annual IPMBA Conference. It is the only event that offers bike personnel the opportunity to compare products side-by-side, test ride the various bikes on offer, and converse with the knowledgeable men and women who represent the various companies. Much information is exchanged in the exhibit hall – participants learn from the vendors and vice-versa, and the groundwork is laid for future business transactions. And, of course, “deals” can always be found!

The second annual Product Showcase and Silent Auction was deemed a success, again putting numerous products on display and raising nearly \$3000 to benefit IPMBA’s training programs. The auction was coordinated by Bob Hatcher of Delaware (OH) PD, who personally procured most of the donated items. Companies contributing product included: Alerte Systems, Boundtree Medical, Bratwear, Bushnell Outdoor Products, Bicycle, Cane Creek, Cannondale, Dero Racks, Desert Sun, ElecTrek, Fuji, Gatorz, Gould & Goodrich, IMBA, Iosso Products, John E. Reid, Kenda USA, Kryptonite, Leonard Consulting Group, Louka Tactical Training, Maxxis USA, Mocean, NiteRider, Olympic, Patrol Bike Systems, Polar Design, Police Bike Store, ProGold, R&B Fabrications, Rudy Project Eyewear, Stone Cold Outdoors, Swagman, United Uniform, Volcanic, and WTB. Members John Hanke (Joliet PD) and Tommy Hamelink (the Hague Police) donated an Illinois COPS jersey and a jersey worn by Dutch cycling champion Michael Boogerd, respectively, and the Albuquerque Police Department supplied a basket of New Mexico goodies.

The exhibit hall, which was adjacent to the bike check and offered a small cone course for bike testing, was a lively place, especially during the welcoming reception on Wednesday, sponsored by IPMBA, and the Thursday night reception, sponsored by **Mocean** and **United Uniform**.

IPMBA welcomed several first-time vendors to the event, including **Bushnell Outdoor Products**, **Cannondale Bicycles**,

Cardiac Science, **Dero Bike Racks**, **Electrik Motion**, **Leonard Consulting Group**, and **Rudy Project Eyewear**. Returning after an absence were **Bound Tree Medical**, **Marwi USA**, and **NiteRider Technical Lighting**.

Bushnell recently acquired Uncle Mike’s and is now distributing the full line of Uncle Mike’s holsters and duty gear. **Cannondale**, which features Made-in-the-USA patrol bikes in various models, was encouraged to attend by IPMBA Instructor Brad Miller from Lewisburg (PA) PD.

Cardiac Science develops and markets PowerHeart brand AEDs, compact AEDs suitable for law enforcement and BLS providers. **Dero** is known for their artistic bicycle racks and distributes Saris racks, but their focus was on introducing their bicycle storage systems, ideal for large bike fleets and property rooms.

Electrik Motion offers a full line of electric scooters and bicycles, including a public safety model, while **Leonard Consulting Group**, also known as “4bike-police.com”, distributes such familiar names as Alerte Systems, Smith & Wesson, Fuji, and a variety of accessories.

Rudy Project Eyewear, a long-time participant in the IPMBA Product Purchase Program, displayed a wide array of technical eyewear. **Bound Tree Medical** offers a full line of supplies for pre-hospital care, and both **Marwi USA** and **Nite Rider** feature lighting systems suitable for public safety use.

Once again, Bratwear, Mocean, and United Uniform made certain that it was a sharp-dressed conference. In a welcome break with tradition, **Bratwear** outfitted the command staff in regal purple polo-style shirts, while **Mocean** toned it down a bit for the instructor shirts – last year’s high-viz gave way to a more conservative gray-over-black color scheme. The EMS support crew stood out in red-and-gray. **United** completed the ensemble with their popular black uniform shorts.

In addition to helping sponsor the Thursday night reception, **Mocean** provided a total of \$2000 in grant funding to Officer Chris Bartolomei, New York State University Police, University at Buffalo, Buffalo, NY; Officer William Laramee, Town of Amherst Police, Amherst, MA; Corporal Nick Driscoll, Greenwood Police, Greenwood, AR; and Sergeant Jerry Bisek, City of Manassas Police, Manassas, VA, so they would be able to attend the conference.

The exhibit hall offered a small cone course for



Volcanic came on strong with a sponsorship that included sponsoring the three off-road workshops and the competition, providing mechanical support, and teaming up with **NiteRider** to sponsor the Instructor Course night ride. They also contributed a bike frame with a unique custom paint job for the silent

auction, and everyone’s favorite – homemade chocolate lollipops (thanks, Eric’s mom!) for the welcome bags.

Speaking of welcome bags, the tote bags provided by **All-Tuff** were awesome! Royal purple in keeping with the Mardi Gras theme, they were constructed of the same heavy-duty material used for their panniers, so they should hold up from year-to-year. No chance of these handles breaking under the weight of all the goodies in those welcome bags!

And finally, thanks are due to **Finish Line USA**, which once again donated product to ensure that the bikes in the Maintenance Officer Certification Course and the various maintenance workshops were clean and running smoothly. And, of course, to **Kryptonite**, whose ever-popular lanyards enabled attendees to keep track of their namebadges, bike check cards, hotel keys, business cards, etc.

IPMBA appreciates the participation of industry members at every level – Product Purchase Program participant, advertiser, conference vendor, sponsor. When purchasing items for personal or on-duty use, please check out your IPMBA supporters first. They’re part of our community and care about your comfort and safety.

IPMBA Conference 2007

— 2007 Conference Vendors and Supporters —

Many thanks to the vendors and other supporters without whom the IPMBA conference would seem incomplete. Please show your gratitude to these companies by thinking of them first when you are shopping for bikes, uniforms, and anything else for your bike unit. Special thanks to those who contributed items for the silent auction and provided sponsorship support. See you in Indianapolis!



ALL TUFF

Contact: Canute Wendt
Telephone: 260-471-5903
Fax: 260-482-8512
Email: canute@alltuff.com
Website: www.alltuff.com
Product/Service: ALL TUFF Bike Bags: best made bike bags on the market. Balanced and strong so they don't let you down.

Bound Tree Medical

Contact: Craig Gray
Telephone: 800-533-0523
Fax: 800-257-5713
Email: info@boundtree.com
Website: www.boundtree.com
Product/Service: Bound Tree Medical provides quality emergency medical products and comprehensive service to pre-hospital medical providers.

Bratwear

Contact: Sally Swanson
Telephone: 253-517-4000
Fax: 253-517-4004
Email: sally@bratwear.com
Website: www.bratwear.com
Product/Service: Custom designed and manufactured uniforms for law enforcement, Fire/EMS, security, and campus police bicycle units.

Bushnell Outdoor Products

Contact: Mike Pattillo
Telephone: 913-752-3400
Fax: 913-752-3539
Email: cserve@bushnell.com
Website: www.unclemikes.com
Product/Service: Holsters, injection-molded Kydex and other Law Enforcement duty gear.

Cannondale Bicycles

Contact: Ian McLeran
Telephone: 203-749-7000
Fax: 203-749-4012
Email: ian.mcleran@cannondale.com
Website: www.cannondale.com
Product/Service: Cannondale Law Enforcement Bicycles.

Cardiac Science Corporation

Contact: Roger Mattei
Telephone: 425-402-2000
Fax: 425-402-2006
Email: rmattei@cardiacscience.com
Website: www.cardiacscience.com
Product/Service: Cardiac Science Corporation develops, manufactures, and markets PowerHeart brand AED's, and offers comprehensive AED/CPR training.

Dero Bike Racks

Contact: Nick Mason
Telephone: 612-359-0689
Fax: 612-331-2731
Email: nickmason@dero.com
Website: www.dero.com
Product/Service: Bicycle Storage Systems & Bicycle Racks.

Elektrik Motion

Contact: Andrew Koblick
Telephone: 866-372-6637
Fax: 845-215-6054
Email: elektrikmotion@aol.com
Website: www.elektrikmotion.com
Product/Service: Electric bikes — police & security editions; police bike lights, bags, racks, and locks.

Emergency Response Massage International

Contact: Geraldine Zelinsky
Telephone: 318-518-1187
Email: ermi318@comcast.net
Website: www.ermassage.org
Product/Service: Emergency Response Massage Therapy.

Fuji Bicycles

Contact: Steve Harad
Telephone: 215-824-3854
Fax: 215-824-1051
Email: sharad@fujibikes.com
Website: www.fujibikes.com
Product/Service: Fuji bicycles, gloves, helmets, accessories.

Jones & Bartlett Publishers

Contact: Mark Leonard
Telephone: 800-832-0034
Fax: 978-443-8000
Email: info@jbpub.com
Website: www.jbpub.com
Product/Service: Professional and educational public safety products. J&B is the publisher of the second edition of the *Complete Guide*.

Leonard Consulting Group

Contact: Mark Leonard
Telephone: 501-517-5338
Fax: 501-653-2696
Email: lcginc@sbcglobal.net
Website: www.4bike-police.com
Product/Service: S&W and Fuji Bikes, Alerte Lighting Systems, Helmets, Police Bike Accessories, Police Tactical Gear.

Lin Manufacturing & Design

Contact: Tim Walker
Telephone: 888-430-9888
Fax: 435-755-9637
Email: tim@linmfg.com
Website: www.linmfg.com
Product/Service: High-performance Coolmax and wool socks for patrol units. Socks made in the USA.

Marwi USA

Contact: Austin Hallam
Telephone: 800-448-3876
Fax: 618-395-4711
Email: sales@marwiusa.com
Website: www.marwiusa.com
Product/Service: Bicycle Lighting Equipment.



Mocean

Contact: Bill Levitt
Telephone: 949-646-1701
Fax: 949-646-1590
Email: moceanbl@aol.com
Website: www.mocean.net
Product/Service: Uniforms.

NIOSH

Contact: Michael Breitenstein
Telephone: 513-533-8290
Fax: 513-533-8138
Email: mjb1@cdc.gov
Product/Service: NIOSH has just completed an important study of bicycling police officers; stop by for preliminary research findings.

NiteRider Technical Lighting

Contact: Mike Ely
Telephone: 858-268-9316
Fax: 858-268-9315
Email: mike@niterider.com
Website: www.niterider.com
Product/Service: High-end rechargeable bicycle lighting systems.

Patrol Bike Systems

Contact: Mark Eumurian
Telephone: 800-208-2032
Fax: 651-773-8762
Email: patrolbike@earthlink.net
Website: www.patrolbike.com/
www.ebiketools.com
Product/Service: Bicycles, bicycle equipment, accessories, clothing, tools, and related items.

Rudy Project Eyewear

Contact: Craig Mintzclaff
Telephone: 303-931-5306
Fax: 303-333-9292
Email: craig@rudypprojectusa.com
Website: www.rudypprojectusa.com
Product/Service: Rudy Project Eyewear is a technically cool eyewear company specializing in cycling and performance eyewear.

Stone Cold Outdoor

Contact: Gary Rogers
Telephone: 913-236-0449
Fax: 913-236-0449
Email: gary@stonecoldoutdoor.com
Website: www.stonecoldoutdoor.com
Product/Service: Cooler Bags & Bottles; Aluminum Bike Trunk.



Trek Bicycles

Contact: Stefan Downing
Telephone: 800-879-8735
x12877
Fax: 920-478-5544
Email: police@trekbikes.com
Website: www.trekbikes.com
Product/Service: Trek Bikes is the world leader in police/public safety bicycles and accessories.

Tri-anim

Contact: Randall Hawkins
Telephone: 800-874-2646
Fax: 800-362-6782
Email: r.hawkins@tri-anim.com
Website: www.tri-anim.com
Product/Service: EMS Supplies & Equipment.

United Uniform

Contact: Kami Zinati
Telephone: 909-381-2682
Fax: 909-381-2682
Email: kami@uumfg.com
Website: www.uumfg.com
Product/Service: Quality bicycle patrol uniforms, shirts, shorts, pants, and jackets.



Volcanic Manufacturing Co.

Contact: Mike McKernan
Telephone: 360-943-8613
Email: mike@volcanicbikes.com
Website: www.volcanicbikes.com
Product/Service: Volcanic Patrol Bicycles.

See more supporters on the next page!



IPMBA Conference 2007



Hey! Share the Wealth!

More Supporters of the 2007 Confer-



Alerte Systems
www.alertesystems.com
Product/Service: Lights & Sirens

Kenda USA
www.kendausa.com
Product/Service: Tires, Tubes, Accessories

AMC Media
www.amcmedia.net
Product/Service: From A to Z by Bike

Kryptonite
www.kryptonitelock.com
Product/Service: Kryptonite Locks

Bycycle
www.bycycleinc.com
Product/Service: BiSaddle

Kuji Helmets
www.ironmancycling.com
Product/Service: Helmets

Cane Creek
www.canecreek.com
Product/Service: Suspension seatposts

Louka Tactical Training LLC
http://home.comcast.net/~kdvnon/LouKaLLC.html
Product/Service: Tactical Training & Firearms

Cygnus Publications
www.cygnuspub.com
Product/Service: Law Enforcement Product News, Law Enforcement Technology, EMS Magazine & Emergency Medical Product News

Maxxis USA
www.maxxis.com
Product/Service: Tires

Finish Line USA
www.finishlineusa.com
Product/Service: Bicycle Care Products

Olympic Uniforms
www.olyuniforms.com
Product/Service: Uniforms

Gatorz Eyewear
www.gatorz.com
Product/Service: Eyewear

PolarPak
www.polarpak.com
Product/Service: Polar Pak Hydration Packs

Gould & Goodrich
www.gouldusa.com
Product/Service: Holsters, Belts, Accessories

 **Police Bike Store**
www.policebikestore.com
Product/Service: Bikes & Accessories

Hendon Publishing
www.hendonpub.com
Product/Service: Law & Order Magazine

Police Magazine
www.policemag.com
Product/Service: Police Magazine

IMBA
www.imba.com
Product/Service: Mountain Bike Advocacy

 **R & B Fabrications**
www.rbfab.com
Product/Service: Panniers, Safety Vests

Iosso Products
www.iosso.com
Product/Service: Lubes

SAFETEC
www.safetec.com
Product/Service: Infection Control & First Aid Products

J.L. Darling
www.riteintherain.com
Product/Service: Weatherproof Writing Products

Swagman
www.swagman.net
Product/Service: Racks

John E. Reid & Associates
www.reid.com
Product/Service: Street Crimes Seminars

WTB
www.wtb.com
Product/Service: Bikes & Accessories

The 18th Annual IPMBA Conference Call for Instructors

The conference will be held April 19-26, 2008, in Indianapolis, Indiana. The IPMBA Instructor, Survival Tactics & Riding Skills, Public Safety Cyclist II, and Maintenance Officer Courses will be held April 19-23; the IPMBA Police & EMS Cyclist Courses will be held April 20-23; the IPMBA Security Cyclist Course will be held April 21-23; and Bicycle Rapid Response Team Courses will be held April 22-23.

If you are an active, IPMBA-certified instructor and are interested in teaching at the conference or pre-conference, you must submit a letter of interest and resume outlining your bicycling, work, and teaching experience to the Education Committee for consideration. *Please include non-bicycling-related expertise and/or instructor certifications.*

List all past IPMBA conferences for which you have instructed and/or attended, including a list of workshops for which you have been lead or co-instructor. Also include the number of PC/EMSC/SC classes you have conducted and/or the number of PC/EMSC/SC students you have instructed.

Instructors will be selected for the pre-conference training courses as well as the core conference workshops. Be sure to indicate which course you would like to teach and/or the workshops you would like to present. (Refer to this program for a list of typical workshops.)

Specify whether you are available for the pre-conference, conference, or both. Please email to maureen@ipmba.org and education@ipmba.org, fax to 410-744-5504, or mail to 583 Frederick Road, Suite 5B, Baltimore MD 21228. Deadline: August 31, 2007.

If you wish to teach at the conference or pre-conference you must

2008 Conference Workshop Call for Proposals

IPMBA is actively seeking workshops for the 18th Annual IPMBA Conference in Indianapolis! This is your chance to share your latest brilliant ideas or your tried-and-true techniques. Your proposal can be for a classroom or an on-bike session. Workshops can be 1.25 hours, 2.75 hours, or 4.25 hours in length. *It's easy – just follow these steps!*

STEP ONE: Contact IPMBA HQ at Maureen@ipmba.org or 410-744-2400. Ask for a set of workshop proposal specifications.

STEP TWO: Select a Topic. Stop hoarding your in-service training ideas.

STEP THREE: Write your Proposal. Follow the guidelines carefully.

STEP FOUR: Submit your proposal to IPMBA HQ by July 31, 2007. If you would also like to be considered for the pre-conference and/or as a full conference instructor, be sure to include a cover letter and resume as indicated in the above "Call for Instructors." Submitting a workshop does not guarantee acceptance as a full conference instructor.

STEP FIVE: You will be notified of the Education Committee's decision in early fall.

Note about Repeat Workshops: Even if your workshop has been

cygnus
Business Media



EMS
EXPOSM

Save the Date!



**EMS EXPO and the NAEMT Annual Meeting,
Co-located with FireHouse Central
Come to Orlando**

**The only complete conference and exhibit
for all EMS, Rescue and Fire Applications!**

**Pre-Conference:
October 9-10, 2007**

**Core Conference & Exhibits:
October 11-13, 2007**

**Orange County Convention Center
Orlando, FL**

**For more information, call 800-827-8009
or go to www.EMSEXPO2007.com**

Co-located with

NAEMT 
Annual Meeting

**Firehouse
CENTRAL**
FIRE · RESCUE · EMS

Sponsored by

EMS
EMERGENCY MEDICAL SERVICES

**Advanced
RESCUE**
TECHNOLOGY

**EMS
Product News**
THE PRODUCT SOURCE FOR EMS PROFESSIONALS

EMS
RESPONDER.com

Don't Lose Your Seat to an Ass! Quick Release Seat Lock from Grove Tools

by **Ron Burkitt, PCI #488**
Hilliard (OH) Police Department
IPMBA Industry Liaison

Don't lose your seat to an ass! So goes the motto of the Quick Release Seat Lock from Grove Tools. As public safety cyclists, we are often called to ride in higher crime areas. We deal with individuals whom, at times, have a less-than-desirable moral standard. In an instant, we can be called to give aid or chase, abandoning our bikes out of view. This new product gives us one less thing to worry about when we're away from our bikes.

Brothers Rick and Rob Smith of Dubuque, Iowa, have been running a machine shop operation for 37 years. The brothers got the idea for the Quick Release Seat Lock while visiting their sister at college. All over campus were "seatless" bikes locked to bike racks.

A friend and bike shop owner explained that bike seat theft is a major problem in big cities and college campuses. It also seems to be a fun prank to pull on your fellow unit bike members.

Your worries are over – the Quick Release Seat Lock is just a click away, at www.saveyourseatlock.com. When it arrives, you simply replace your current seat post quick release with the Quick Release Seat Lock. Just slide it on and turn the key – it's that easy! You can just as easily secure your helmet by sliding your helmet strap inside prior to locking.

If you've ever worried about becoming a victim, or worse, having your bike becoming a victim of saddle theft, the Quick Release Seat Lock is for you.

Some of us put a lot of money into our saddles, and as public safety cyclists, we've probably all said "an ounce of prevention is worth a pound of cure" at



one time or another. The Quick Release Seat Lock retails for \$29.95. However, IPMBA members can buy their ounce of prevention for \$20. Just contact Rick and Rob and tell them that I sent you.

Ron has been with the Hilliard P.D. for 16 years, including 11 years on bike patrol. He enjoys off-road and road riding and has been an IPMBA instructor since 2001. He is currently serving as Industry Liaison on the IPMBA Board of Directors and is proud to have been a model for the new Complete Guide. He can be reached at ron_burkitt@hboc.org.

Eye Safety Systems: Essential Eye Protection

by **Rob Earick, PCI #363**
Puyallup (WA) Police Department

ESS (Eye Safety System, Inc) offers quality sunglasses that provide ESSential eye protection from impact as well as 100% UVA/UVB protection.

I tested a pair of the ESS Recon sunglasses during bike patrol and training, firearms training and while driving a patrol car. I also used the glasses while driving on a three day road trip.

As soon as I tried on the glasses, I was impressed with the way they fit. I have a slim face, but the glasses fit very well and do not feel bulky. The lenses are clear and distortion-free and have not yet scratched, even though I have been wearing them for several months. According to ESS, the lenses are protected by the "ESS ToughZone" anti-scratch coatings. They also claim that the polycarbonate lenses will stop a shotgun blast from 35 feet, making the glasses ideal for range and/or high impact assignments. I didn't personally test this feature!

The glasses are very comfortable. I never experienced any amount of eye fatigue, even after wearing them all day. The arms on the glasses have a rubber insert that keep them in place. However, I noticed that the plastic arms began to poke through the rubber inserts, leaving holes in the end. Because I have only tested the glasses for a short period of time, it is unknown how long the rubber portion will last.

While driving and on bike patrol, I prefer sunglasses with polarized lenses. Unfortunately, the Recon model that I tested did not have polarized lenses. Polarized lenses would add another safety feature by eliminating glare while allowing the user to see more easily through windows.

Overall, I am impressed with the clarity and comfort of the glasses, especially since they are marketed as safety glasses. ESS offers other models to choose from including the Fusion, which does have polarized lenses.



The Recon model, which comes with a protective carrier and lens cloth, retails for \$79.99 in Galls, but ESS participates in the IPMBA Product Purchase Program, offering 20-30% off list prices, so lower prices may be available. To obtain more information about ESS eyewear, go to their website at essgoggles.com or contact Willy Breen at wbreen@essgoggles.com or 208-721-4072.

Rob has been a police officer for 13 years and a police cyclist for 11 years. He is also a recreational cyclist who participates in several charity bike rides in Washington State. Rob can be reached at robe@ci.puyallup.wa.us.

Zogics CitraWipe Degreaser Hand Wipes: Keepin' it Clean

by Officer Doug Dillon, PCI #492
Houston Police Department (TX)

Those public safety cyclists who have ever performed maintenance on bikes – and that should mean anyone who is reading this – know how dirty your hands can get and how hard it can be to clean them.

I was asked to use and evaluate the Zogic's CitraWipe Degreaser Hand Wipes while helping teach the MOCC Course at the 17th Annual IPMBA Conference in Baton Rouge, LA. I have used many different kinds of hand cleaning products over the years while doing bike maintenance and this one worked very well. The wipes cleaned the grease off my hands without drying them out. It would have been nice if they were a little more abrasive to help dig stubborn grease out of your fingertips, but overall, they were very effective.

Citra Wipes are contained in easy-to-store packages (like the antiseptic pads you keep in your first aid kit) which fit easily into your pocket or toolbox. Because they are compact and self-contained, they are ideal for carrying in your rack pack for those inevitable repairs while on patrol.

If you do bike maintenance on a regular basis (or even occasionally) and on-the-road repairs, I would recommend keeping some Zogic's CitraWipe Degreaser Hand Wipes in your toolbox and rack pack.

Zogic's CitraWipe Degreaser Hand Wipes are available through the IPMBA Product Purchase Program. Regularly priced at \$2.49 per twin pack and \$74.40 per box of

30 twin packs (ideal for the bike unit office and shop!), IPMBA members receive 25-50% off based on the quantity ordered. Contact Paul LeBlanc at 888-623-0088 or pleblanc@zogics.com.

Visit www.zogics.com for more information and to place an order.



Doug is a 12-year veteran of the Houston Police Department. He has ten years experience in bike patrol and has been involved with every aspect of the program from patrolling the streets to training and administration. He attended the Maintenance Officer Certification Course (MOCC) in 2000 and was certified as an IPMBA Instructor in 2001. He is also an instructor and firearms instructor for the Texas Commission of Law Enforcement. He has been assisting with the MOCC since 2004. He can be reached at dougandvicky@houston.rr.com.

Stolen Bikes Recovery at Your Fingertips

Get bikes back to their owners through a nationwide bicycle registration database.

"Only with a nationwide system, like NBR®, can we effectively track a recovered bike and get it back to its owner."

- Officer David Thys, Lafayette, CA, Police Department



If found, contact:
NationalBikeRegistry.com
or 1-800-848-bike

NBR# 0008731052



- Identify and locate owners of recovered bicycles 24/7. Secure access to NBR is FREE.
- Use NBR to register bikes in your jurisdiction or on campus. Designing a local program may be costly and time-consuming. NBR provides ready registration forms, bike ID labels, nationwide database and additional services.
- The NBR registration can confirm bike theft when a suspect is apprehended. It also serves as a proof of rightful ownership to retrieve a recovered bicycle.
- Provide extra community service at local events, such as safety fairs, bike rodeos, rallies. NBR will send you FREE bike registration materials and list the event on the NBR website.

1-800-848-BIKE x 105 • www.nationalbikeregistry.com • nbr@boomerangit.com



Smith & Wesson

Bringing Public Safety Professionals Closer to the Community

2007 PUBLIC SAFETY BIKES

START NOW!

BIKE PATROL STARTER PACKAGE

includes Perimeter bike, helmet, bag, and dual strobe lights



SAVE \$50

See the difference a bike patrol can make by taking advantage of this special offer



PERIMETER



TACTICAL



CUSTOM

Smith&Wesson builds bicycles to meet the needs of **POLICE AND PUBLIC SAFETY PROFESSIONALS**, people who spend their entire shift on a bicycle. Smith&Wesson bicycles are designed to provide a smooth, dependable, and silent ride with a more **COMFORTABLE "HEADS UP" RIDING POSITION** that reduces strain on the wrists and shoulders.

Smith&Wesson bicycles feature an **OVERSIZED ALUMINUM FRAME WITH A LIFETIME WARRANTY**, heavy duty name brand components, strong downhill grade wheels, adjustable front suspension, rear rack, rear mounted kickstand, roadworthy tire tread and a comfortable saddle. In addition, Smith&Wesson offers a **FULL LINE OF ACCESSORIES** such as lights, bags, and more to meet the needs of any agency.



For more information on pricing and features call toll free 1-877-533-7245

2105 SE 5th Street Ames, IA 50010 Tele: 515-232-0277 Toll Free: 1-877-533-7245 Fax: 515-232-0279

e-mail: info@cyclesg.com website: www.swbikes.com



IPMBA proudly recognizes the following organizations for their continued support and assistance to IPMBA and the profession of public safety cycling. They have helped to ensure that we can continue our mission of providing education, training, and resources for public safety cyclists worldwide. To become a corporate member, contact Maureen at maureen@ipmba.org or 410-744-2400.

Alerte Systems International

Bill Phillips
800-728-1536
sales@alertesystems.com
www.alertesystems.com



Rapid Response Bike

Ed Collins
330-283-0062
info@rrbike.com
www.rrbike.com



Cycle-Force UK

Charles Beral
++44(0)1344 862550
Info@www.cycle-force.co.uk
www.cycle-force.co.uk



R & B Fabrications

David Belton
419-594-2743/800-553-1911
info@rbfab.com
www.rbfab.com



Cycle Source Group

Peter Carey
515-232-0277
peterc@cyclesg.com
www.svbikes.com



Trek Bicycle Corporation

Stefan Downing
800-313-8735 x 4911
police@trekbike.com
www.trekbikes.com



Mocean

Bill Levitt
949-646-1701
moceanbl@aol.com
www.mocean.net



Volcanic Bicycles

Eric Kackley
360-943-8613
eric@volcanicbikes.com
www.volcanicbikes.com



Police Bike Store

Michael Espejo
309-797-9028
info@policebikestore.com
www.policebikestore.com



Welcome New Corporate Member

RAPID RESPONSE BIKE.COM

Rapid Response Bike has recently joined IPMBA's Corporate Membership program. Rapid Response Bike, based in Malvern, Ohio, designs and builds high-

technology electric-assist bicycles. Built for the rugged demands of the police force, these custom Suntour aluminum framed bikes have comfortable geometry and front and rear suspension. Completely automatic, no throttle, no separate drive chains or belts means better reliability and lower maintenance, and no hub drives mean safer handling off-road and on wet pavement. Lightweight advanced high capacity Lithium-ion batteries mean more power, low maintenance and thousands of recharges. This is a great bike even when not using the power assist; just pedal as with a regular bike but when the hills get steep, the terrain gets tough or an emergency calls, turn on the electric power and for bionic type pedaling assist. Contact Ed Collins at 330-283-0062 or info@rrbike.com or visit www.rrbike.com

Highlights of the Police Special Model 2.0 include:

- Custom Suntour aluminum frame with full suspension
- Double-wall aluminum alloy rims
- 5 super-bright LED headlamp powered by main battery pack
- 3-LED red taillight
- Patented high-technology motor and drive system
- Telescopic front fork
- Front and rear disc brakes
- 8-speed Shimano
- 36-volt 8AH Li-Ion battery with charger

No express or implied endorsements are being made by IPMBA for any product, service, program, or organization.



Product Purchase Program

Welcome to the IPMBA Product Purchase Program! Since its humble beginnings in 1997 with just four members, the Product Purchase Program has grown to include 80 fine companies, including several from beyond the U.S. borders.

These companies provide a wide variety of goods and services, but they share a commitment to IPMBA members. By taking advantage of these discounts, you can pay for your membership with just a few purchases! These listings have been abbreviated somewhat in order to accommodate more participants, however, the full listings can be found in the Industry & Resources section at www.ipmba.org.

ABS SPORTS

Product: Super Saddle
Cost to Members: \$89
Contact Name: Van Zevenbergen
Phone: 609-371-1554/**Fax:** 609-371-1554
Website: www.abs-sports.com
Email: sales@abs-sports.com



ALERTE SYSTEMS INT'L

Product: "Trail-Blazer" Bike Light Kit
Regular Cost: Contact for Product List

Contact Name: Bill Phillips
Phone: 800-728-1536/**Fax:** 800-635-1536
Website: www.alertesystems.com
Email: sales@alertesystems.com

ALL WEB MAIL ORDER

Product: Electric Police Bike
Cost to Members: \$1999 & \$1600
Contact Name: Robert Grippo
Phone: 877-570-6963/**Fax:** 570-504-8518
Website: www.allwebscooters.com
Email: gand@epix.net



ANDUSA & Co.

Product: Montague Paratrooper Folding Bike
Cost to Members: £475 + Delivery
Contact Name: Chulan Weeresinghe
Phone: ++(0)2082419826/**Fax:** ++(0)2082410999
Website: www.montaguebikes.co.uk
Email: sales@montaguebikes.co.uk
Available to UK forces. Supply valid IPMBA membership number with order.

BIKE WORLD

Product: Bicycles and bike accessories.
Cost to Members: Wholesale + 35%
Contact Name: Mike Beatty
Phone: 800-928-5558/**Fax:** 210-828-3299
Website: www.bikeworld.com
Email: mike.beatty@bikeworld.com
Contact Mike Beatty at 1-800-928-5558.

BRATWEAR

Product: Bike Uniforms
Cost to Members: 10% off Standard Price List
Contact Name: Sara or Sally
Phone: 253-517-4000/**Fax:** 253-517-4004
Website: www.bratwear.com
Email: sara@bratwear.com or sally@bratwear.com

BRAVE SOLDIER

Product: Ointments, Shave Gels, Lip Balms, etc.
Regular Cost: Contact for Product List
Cost to Members: 40% off Retail
Contact Name: IPMBA Coordinator
Phone: 888-711-BRAVE/**Fax:** 323-852-6604
Website: www.bravesoldier.com
Email: contact@bravesoldier.com

BROFORM.COM PRO-PURCHASE MARKETPLACE

Product: Outdoor-Bike-Action Sports Gear
Cost to Members: Promotional Prices on Gear; Free Membership
Contact Name: John Shelly
Phone: 877-420-2766/**Fax:** 604-608-9279
Website: www.broform.com
Email: js@broform.com or info@broform.com

Email full name, department name, email address, IPMBA membership number & expiration date to BroForm contact.

BUDBRAKE INT'L, LLC

Product: Automatic Brake System Modulator
Cost to Members: 40% off MSRP
Contact Name: Bud Nilsson
Phone: 209-712-6980
Website: www.budbrake.com
Email: bud@budbrake.com

BUSHWHACKER USA

Product: MESA Rear Rack Trunk
Cost to Members: \$35
Contact Name: Jeff Sims
Phone: 800-344-1256/**Fax:** 801-829-6104
Website: www.bushwhackerbags.com
Email: jss1205@aol.com

BYCYCLE, INC.

Product: Bicycle Saddle
Cost to Members: 20% off Retail on any Product
Contact Name: Jim Bombardier
Phone: 877-397-2165/**Fax:** 503-892-3544
Website: www.bycycleinc.com
Email: bycycleinc@qwest.net

CANE CREEK CYCLING COMPONENTS

Product: Suspension Seatpost
Cost to Members: \$88
Contact Name: Lena Warren
Phone: 800-234-2725/**Fax:** 828-684-1057
Website: www.canecreek.com
Email: lena@canecreek.com

CASCADE DESIGN

Product: Platypus Hydration Systems
Cost to Members: Wholesale Pricing
Contact Name: Jonathan Shapas
Phone: 800-527-1527/**Fax:** 800-583-7583
Website: www.cascadedesigns.com
Email: jonathan.shapas@cascadedesigns.com

CATEYE COMPANY

Product: Computers, Heart Rate Monitors, Lighting Systems
Cost to Members: Pro-Deal Pricing
Contact Name: Ellen Hall
Phone: 800-522-8393/**Fax:** 303-473-0006
Website: www.cateye.com
Email: ellen@cateye.com

Contact Ellen for Pro-Deal form, pricing, and availability. Group and bulk orders preferred; one contact per agency/order.

CHRISTINI TECHNOLOGIES

Product: All Wheel Drive Mountain Bikes
Cost to Members: \$1800 +; quantity discounts
Contact Name: Justin Kline
Phone: 215-351-9895/**Fax:** 215-351-9896
Website: www.christini.com
Email: sales@christini.com

CYCLE SIREN

Product: Cyclesiren Trooper, Patrol & EMS mini-sirens
Cost to Members: 10% off Retail
Contact Name: Greg Bohning
Phone: 877-477-4736/**Fax:** 714-415-2006
Website: www.cyclesiren.com
Email: sales@cyclesiren.com
E-mail or call with your name and IPMBA membership number.



CYCLE SOURCE GROUP

Product: Bikes & Accessories
Cost to Members: 20-35% off Retail
Contact Name: Peter Carey
Phone: 877-533-7245/**Fax:** 515-232-0279
Website: www.swbikes.com
Email: peterc@cyclesg.com

CYCLOPS BICYCLE & TACTICAL OPERATIONS

Product: Bicycle & Tactical Ops Equipment & Accessories
Cost to Members: 10-30% off Retail
Contact Name: Ashley Foster
Phone: 843-259-8368
Email: cyclopstact@yahoo.com

The Product Purchase Program was updated January 2007. The information has been provided by the participating companies and is subject to change without notice. A company's participation in the Product Purchase Program does not indicate endorsement by IPMBA, nor does it indicate the company's sponsorship of IPMBA.

Product Purchase Program

Industry

DANALCO

Product: Sealskinz & Chillblocker Waterproof Socks & Gloves
Cost to Members: Net Price
Contact Name: Sam Matthews
Phone: 800-868-2629/**Fax:** 800-216-9938
Website: www.danalco.com
Email: sam@danalco.com

DE SOTO SPORT

Product: Triathlon Clothing and Wet Suits
Cost to Members: 40% off Retail
Contact Name: Emilio De Soto II
Phone: 800-453-6673/**Fax:** 858-578-6021
Website: www.desotosport.com
Email: contact@desotosport.com



DEMAND TECHNOLOGY, LTD.

Product: Lightrider Cycle Light
Cost to Members: £23.70; Case of 16: £18 each
Contact Name: Gill Hawkins
Phone: (01252) 612661/**Fax:** (01252) 612662
Website: www.lightrider.co.uk
Email: gill@demandtechnology.com

DESERT SUN

Product: Bike First Aid Kits
Cost to Members: 1-9 units: 10% off; 10+ units: 15% off
Contact Name: Bertie Anderson
Phone: 760-468-1800
Email: bertiea@hotmail.com

Include IPMBA membership number & expire date with order.

DO WRAP PERFORMANCE

HEADWEAR

Product: Under Helmet Headbands & Bandanas
Cost to Members: 25% off Retail
Contact Name: John Okon, Joseph Mach
Phone: 800-359-2514/**Fax:** 773-770-4201
Website: www.dowrap.com; www.sweatvac.com
Email: john@dowrap.com

Online orders: type IPMBA in coupon code to receive discount. Custom orders available.

DYNAMIC BICYCLES

Product: Chainless Police Bikes
Cost to Members: Contact for Special Pricing.
Contact Name: Patrick Perugini
Phone: 800-935-9553/**Fax:** 508-429-9119
Website: www.dynamicbicycles.com
Email: info@dynamicbicycles.com

ELECTRIC TRANSPORTATION SOLUTIONS

Product: Bikes & Accessories for LE and EMS
Cost to Members: Contact for special pricing on all items.
Contact Name: Seth Leitman
Phone: 866-895-2238/**Fax:** 914-220-8396
Website: www.electrictransport.net
Email: ets@electrictransport.net

Have IPMBA membership card handy. A portion of all proceeds will be donated to IPMBA.

ELECTRIK MOTION

Product: Electric Mountain Bicycle
Cost to Members: 10% off
Contact Name: Andy Koblick
Phone: 866-372-6687/**Fax:** 845-215-6054
Website: www.electrikmotion.com
Email: electrikmotion@aol.com

IPMBA membership number required.

ELHN BADGE & EMBLEM DESIGN

Product: Custom Police Badges, Emblems, Pins, Coins
Cost to Members: 25% off
Contact Name: ELHN Rep
Phone: 203-364-8644/**Fax:** 860-256-4499
Website: www.elhnbadge.com
Email: elhnbadgedesign@aol.com

Call or email design/quantity for price quote.

ERGO, LLC

Product: "The Seat" Ergonomic Bike Seat
Cost to Members: \$30 lycra/gel; \$23 vinyl; \$15 faux leather
Contact Name: Thomas White
Phone: 425-333-6161/**Fax:** 425-333-6355
Website: www.thecomfortseat.com
Email: daedalus@nwlinc.com

EV TECH

Product: Bikes & Accessories for LE and EMS
Cost to Members: Contact for special pricing on all items.
Contact Name: Doug Canfield
Phone: 972-851-9990/**Fax:** 972-851-9993
Website: www.texaselectricbikes.com
Email: dcanfield@evtech.us

Have IPMBA membership card handy. A portion of all proceeds will be donated to IPMBA.



EXPOSURE/USE (ULTIMATE SPORTS ENGINEERING)

Product: Lighting Systems
Cost to Members: Contact for Discount Details
Contact Name: Jonathan Sharpe
Phone: ++ (0) 1798 344477/**Fax:** ++1798 34499
Website: www.use1.com
Email: info@exposurelights.com

EYE SAFETY SYSTEMS, INC.

Product: Protective Eyewear - Military, LE, Tactical
Cost to Members: 30-40% off List Price
Contact Name: Willy Breen
Phone: 208-726-4072/**Fax:** 208-726-4563
Website: www.essgoggles.com
Email: wbreen@essgoggles.com

FINISH LINE

Product: Bicycle Care Products
Cost to Members: 50% off MSRP & Free Shipping
Contact Name: David Clopton
Phone: 631-666-7300/**Fax:** 631-666-7391
Website: www.finishlineusa.com
Email: davidclopton@finishlineusa.com

Enter IPMBA Member number and "Apply 50% discount/free shipping" in the Comments field.

FOSTER GRANT SUNGLASSES

Product: Ironman Sunglasses
Cost to Members: 40% off MSRP
Contact Name: Bill Paine
Phone: 215-335-9218/**Fax:** 215-708-1096
Email: painews@aol.com

FUJI AMERICA

Product: Bikes & Accessories
Cost to Members: Special Prices on Selected Models
Contact Name: Steve Harad
Phone: 215-824-3854 x1111/**Fax:** 215-824-1051
Website: www.fujibikes.com
Email: sharad@fujibikes.com

GATORZ EYEWEAR

Product: Eyewear
Cost to Members: 25% off published retail rates
Contact Name: Tom Harwood
Phone: 800-767-4287 x104/**Fax:** 858-748-5544
Website: www.gatorz.com
Email: tom@gatorz.com

Must contact Tom directly.

GITA SPORTING GOODS

Product: Giordana Apparel
Cost to Members: 10% off Giordana
Contact Name: Nelson Frazier
Phone: 800-FON-GITA x 319
800-FON-GITA x 319/**Fax:** 704-588-4322
Website: www.gitabike.com
Email: info@gitabike.com

On website, enter "IPMBA" in promotion code box.

IMBA: INTERNATIONAL MOUNTAIN BICYCLING ASSOCIATION

Product: IMBA Membership
Cost to Members: \$10 off National Mountain Bike Patrol Membership
Contact Name: Spencer Powlison
Phone: 888-442-IMBA x101/**Fax:** 303-545-9026
Website: www.imba.com
Email: membership@imba.com

Submit copy of IPMBA membership card with NMBP membership application or renewal notice.

IOSSO PRODUCTS

Product: Cleaners & Lubes for Guns & Bikes
Cost to Members: 20% off Retail
Contact Name: Marianne Iosso
Phone: 888-747-4332/**Fax:** 847-437-8478
Website: www.ioosso.com
Email: iossoproducts@ioosso.com

KENDA USA

Product: Premium Bicycle Tires & Tubes
Cost to Members: 60% off MSRP
Contact Name: Karen or Cindy
Phone: 614-866-9803/**Fax:** 614-866-9805
Website: www.kendausa.com
Email: bicycle@kendausa.com

Contact for Order Form.

KUJI SPORTS CO. LTD.

Product: Helmets; Public Safety Helmets
Cost to Members: \$17-\$50; Public Safety: \$25
Contact Name: Bill Paine
Phone: 215-335-9218/**Fax:** 479-254-0289
Website: www.ironmanhelmets.us
Email: painews@aol.com

Public safety: available in black or white & with choice of stickers: police/EMS/Sheriff/Fire Dept/Security.

LANE SUNGLASSES INC

Product: Protective Eyewear & Goggles
Cost to Members: 30% off Retail for Quantity Purchases
Contact Name: Neal Dykstra
Phone: 800-542-7850/**Fax:** 219-956-2112
Website: www.lanesunglasses.com
Email: eyewear@netnitco.net

Product Purchase Program

LEONARD CONSULTING GROUP

Product: S&W and Fuji Bikes, Lightman Strobes, Duty Gear

Cost to Members: 10% off Regular Prices

Contact Name: Mark Leonard

Phone: 501-517-5338/**Fax:** 501-653-2969

Website: www.themaskedmerchant.com,

www.4bike-police.com

Email: LCGInc@sbcglobal.net

When ordering online, use coupon code IPMBA 10 for 10% discount.

LIFT & STORAGE SYSTEMS, INC.

Product: Automatic Bike Lift Storage Systems

Cost to Members: \$4,000 (30 bikes); \$6,000 (60 bikes)

Contact Name: Shawn Jones

Phone: 800-825-4777/**Fax:** 651-777-1535

Website: www.liftstore.com

Email: sjones@liftstore.com

LIGHTCYCLES

Product: Bicycle Parts & Accessories

Cost to Members: 20-25% off Retail

Contact Name: Bob Light

Phone: 518-420-4666

Email: lightrj@plattsburgh.edu

Email for details/availability/shipping charges.

LOUKA TACTICAL TRAINING LLC

Product: Video: Firearms & Training Issues

Cost to Members: \$23, incl. shipping

Contact Name: Lou Ann Hamblin

Phone: 734-697-6342

Website: http://home.comcast.net/~kdvonk/LouKaLLC.html

Email: louannblackwidow@aol.com

MADISON BICYCLE SHOP

Product: Bikes, Uniforms, and Accessories

Cost to Members: Up to 15% off; up to 12 months financing same as cash

Contact Name: Sal Piccolo

Phone: 973-377-6616/**Fax:** 973-822-3551

Website: www.madisonbicycleshop.com

Email: contact@madisonbicycleshop.com

Complete police application. Call to demo a complete police mountain bike.

MAKLITE

Product: Illuminated Safety Light Products

Cost to Members: \$7.00

Contact Name: William Maki

Phone: 800-888-5427/**Fax:** 773-276-3331

Website: www.librasafety.com

Email: libre.safety@prodigy.net

MARWI USA, INC.

Product: Lighting Systems

Cost to Members: Contact for Discount

Contact Name: Austin Hallam

Phone: 800-448-3876/**Fax:** 618-395-4711

Website: www.marwiusa.com

Email: austin@magurusa.com

MAXIT DESIGNS

Product: Headgator(TM)/Hothead™/Thermal Beanie™

Cost to Members: \$10.50 Headgator(TM)/Hothead(TM); \$9.40 (Beanie)

Contact Name: Liz

Phone: 800-556-2948/**Fax:** 916-489-7031

Website: www.maxit-inc.com, www.headgator.com

Email: info@maxit-inc.com

35% off other in-stock items. Visit website for information and call for availability. Have IPMBA membership number handy.

MAXXIS TIRES

Product: Bike Tires & Tubes

Cost to Members: 50% off Retail (Pro-form)

Contact Name: Ben Burgis

Phone: 800-4MAXXIS/**Fax:** 770-962-7705

Website: www.maxxis.com

Email: bikeorders@maxxis.com



MOCEAN

Product: Bike Patrol Uniforms

Cost to Members: 25% off Retail

Contact Name: Bill Levitt

Phone: 877-662-3680/**Fax:** 949-646-1590

Website: www.mocean.net

Email: moceanbl@aol.com

MONTAGUE BIKES

Product: Paratrooper Tactical Folding Mountain Bike

Cost to Members: Free Folding Pedals & Kickstand with Purchase

Contact Name: Dave Winding

Phone: 800-736-5348/**Fax:** 617-491-7207

Website: www.montagueusa.com

Email: dwinding@montagueusa.com

MOUNTAIN RACING PRODUCTS

Product: Power Grips, White Brothers Forks, Kreitler Rollers

Cost to Members: 20% off Retail

Contact Name: Paul Aeita

Phone: 800-999-8277/**Fax:** 970-241-3529

Website: www.mrpbike.com

Email: paeita@mrpbike.com

NUGO NUTRITION

Product: Nutrition/Energy Bars

Cost to Members: \$1.02/bar; \$15.25/box

Contact Name: Keith Rohrluck

Phone: 888-421-2032/**Fax:** 412-781-4120

Website: www.nugonutrition.com

Email: krohrlick@nugonutrition.com

Call 888-421-2032 to order, and have your IPMBA membership number & expiration date handy.

OLYMPIC UNIFORMS/J. MARCEL

Product: Bike Patrol Uniforms

Cost to Members: 10% off Retail Prices

Contact Name: Julie Cruise/Rachel Peterson

Phone: 888-722-9222/**Fax:** 206-722-1521

Website: www.olyuniforms.com

Email: reps@olyuniforms.com



OPENHOUSE PRODUCTS

Product: Panniers, Cycle Bags, Lyteline High-Viz Products

Cost to Members: 15% off Regular Prices

Contact Name: Bruce Burns

Phone: +44 (0) 1422 824777

Fax: +44 (0) 1422 824666

Website: www.openhouseproducts.com

Email: bruce@openhouseproducts.com

Provide IPMBA membership number when ordering.

PARADIGM TACTICAL PRODUCTS

Product: FRISKER PRO Hand Worn Metal Detector

Cost to Members: \$155 + S&H

Contact Name: Camilla Cutler

Phone: 978-352-6633/**Fax:** 978-352-7799

Website: www.frisker.com

Email: sales@paradigm tactical.com

PATROL CYCLE LLC

Product: Patrol Cycle Shoe

Cost to Members: \$79.95

Contact Name: Mark Eumurian

Phone: 800-208-2032/**Fax:** 651-773-8762

Website: www.patrolcycle.com

Email: patrolbike@earthlink.net or

bgorton@patrolcycle.com

POLARPAK

Product: Hydration Backpacks

Cost to Members: PolarPak 1.0 \$18.30

Contact Name: Jeff Skillern

Phone: 208-426-9058/**Fax:** 208-424-8687

Website: www.polarpak.com

Email: jeff@polarpak.com

Special offer is not available online.



POLICE BIKE STORE

Product: Fuji, S&W, Lights, Sirens, Bags, Accessories

Cost to Members: 10-35% off Retail

Contact Name: Michael Espejo

Phone: 309-797-9028/**Fax:** 309-797-9028

Website: www.policebikestore.com

Email: info@policebikestore.com

PROGOLD LUBRICANTS

Product: ProLink Chain Lube, ProGold Lubes, EPX

Contact Name: Doug or Van

Phone: 800-421-5823/**Fax:** 404-766-3977

Website: www.progoldmfr.com

Email: progoldmfr@aol.com

PROMARK INT'L INC.

Product: Full Line Law Enforcement Equipment

Cost to Members: 40% off Most Products

Contact Name: Kenneth Battcher

Phone: 800-645-4443/**Fax:** 516-795-4259

Website: www.publicsafetytmall.com

Email: promarkint@aol.com

PUBLIC SAFETY LOGOS

Product: Badges/Badge Cases/Jewelry/Patches/Etc.

Cost to Members: 10% off + drop ship free on \$150 or more

Contact Name: Michael Carrizales

Phone: 800-276-0706/**Fax:** 281-251-4786

Website: www.publicsafetylogos.com

Email: sales@publicsafetylogos.com

Code: 20PMBA04 and IPMBA membership number must accompany order.

Product Purchase Program

Industry



R & B FABRICATIONS
Product: Panniers & Safety Vests
Cost to Members: 15% off Retail
Contact Name: Tina Lime

Phone: 800-553-1911/*Fax:* 419-594-2250
Website: www.rbfab.com
Email: info@rbfab.com

REDMAN TRAINING GEAR

Product: Defensive Tactics Training Gear
Cost to Members: 10% off Retail
Contact Name: Bob Brothers

Phone: 800-865-7840/*Fax:* 800-459-2598
Website: www.redmangear.com
Email: bob.brothers@redmangear.com

RUBEL BIKEMAPS

Product: Bicycling Street Smarts: 48-page booklet
Cost to Members: Free shipping on any size order.
Contact Name: Andy Rubel

Phone: 617-776-6567/*Fax:* 617-623-1523
Website: www.bikemaps.com
Email: info@bikemaps.com

Contact for free sample; see full text at www.bikemaps.com.

RUDY PROJECT

Product: Sunglasses, Sport Eyewear, Helmets, Goggles

Cost to Members: 40% off Retail
Contact Name: Craig Mintzloff

Phone: 949-272-2458/*Fax:* 949-221-3826
Website: www.rudyprojectusa.com
Email: craig@rudyprojectusa.com

At www.rudyprojectusa.com, click on OTHER INFO, then BATMAN. Enter activation code: services.

SEVEN STAR SPORTS

Product: Cycling Helmets, Multi-Sport Helmets, Protective Wear

Cost to Members: Bike Helmet: \$5; Visor Helmet: \$6; ABS Helmet: \$6; HOG ABS Helmet: \$8
Contact Name: Purvis Mirza

Phone: 888-527-7827/*Fax:* 905-574-7082
Website: www.sevenstarsports.com
Email: purvis@sevenstarsports.com

Freight Charge: \$1 per unit.

SIGNAL MEASUREMENT CO.

Product: GPS & Communication Mounts
Cost to Members: 30% off Retail
Contact Name: Tom Polcyn

Phone: 800-527-1079/*Fax:* 281-356-0099
Website: www.smc-amp.com
Email: tpolcyn@smc-amp.com

SUPERIOR GEAR

Product: Chain Stain Away Pant Protector
Cost to Members: 10% off Regular Price; quantity discount for 10 or more.
Contact Name: Frank Pollari

Phone: 888-519-2250/*Fax:* 807-473-4597
Website: www.chainstainaway.com
Email: sales@superior-gear.com

For online ordering, enter IPMBA5 in the coupon box.

SWAGMAN

Product: Bicycle Carriers (Roof/Hitch/Trunk)
Cost to Members: 15% off Retail
Contact Name: Debbie

Phone: 800-469-7924/*Fax:* 800-469-7893
Website: www.swagman.net
Email: debbie@swagman.net

All Shipments Made from Orville, WA.

TERRY PRECISION CYCLING

Product: Bikes, Accessories, Seats, Apparel
Cost to Members: Terry Apparel -- wholesale; see notes for more.

Contact Name: Ginny Weisel
Phone: 800-289-8379 x 13/*Fax:* 315-986-2104
Website: www.terrybicycles.com
Email: ginny@terrybicycles.com

10% off wholesale on Terry saddles. Contact Ginny via email for pro deal order form.

TIMEX WATCH CORPORATION

Product: All Timex Products
Cost to Members: 33% off MSRP
Contact Name: Bill Paine

Phone: 215-335-9218/*Fax:* 215-708-1096
Website: www.timex.com
Email: painews@aol.com

TUFFRHINO SAFETY SUPPLY

Product: Safety Gear, Hi-Viz Apparel, Cooling Products

Cost to Members: 10% off
Contact Name: Jennifer Reich/Lori Liszner
Phone: 866-922-4488/*Fax:* 201-438-4555
Website: www.tuffrhino.com
Email: customerservice@tuffrhino.com

Use Coupon Code IPMBA at checkout.

UNITED BICYCLE SUPPLY

Product: Bicycle Tools and Parts
Cost to Members: Wholesale Pricing to Departments
Contact Name: Pete

Phone: 541-482-1750/*Fax:* 541-482-1132
Call to establish an account for your department to be eligible for wholesale pricing on all products.



VISION 2000 LEEDS LTD.

Product: Mobile Surveillance Systems for

Push Bikes
Cost to Members: 10% discount
Contact Name: Alex Hayes

Phone: 01132 370293/*Fax:* 0113 2370294
Website: www.v2k.co.uk
Email: alex@vision-2000.co.uk

Email contact details and IPMBA membership number.



VOLCANIC BICYCLES

Product: Bikes, Accessories, Outdoor & Camping Gear
Cost to Members: Avg. of 25% off MSRP

Contact Name: Eric Kackley
Phone: 360-943-8613
Website: www.volcanicbikes.com
Email: eric@volcanicbikes.com

WTB

Product: Tires, Saddles, Headsets, Pedals, Wheel Parts

Cost to Members: 15% off Wholesale Prices
Contact Name: Chris Schierholtz

Phone: 415-389-5040/*Fax:* 415-389-5044
Website: www.wtb.com
Email: cschierholtz@wtb.com

ZEAL OPTICS

Product: Sport Eyewear & Goggles
Cost to Members: 50% off suggested retail.
Contact Name: Sport Stars Pro Sales

Phone: 800-784-4090/*Fax:*
Website: www.zealoptics.com
Email: melissa@zealoptics.com

Call Sport Stars Pro Sales for a discount code.

ZENSAH

Product: Tactical Shirts & Shorts
Cost to Members: 30% off Regular Cost
Contact Name: Ryan Oliver

Phone: 877-614-5076/*Fax:* 305-675-0221
Website: www.zensah.com
Email: tactical@zensah.com

When ordering online, type "IPMBA30".

ZOGICS LLC

Product: CitraWipe Degreasing Hand Wipes
Cost to Members: 25-50% of MSRP
Contact Name: Paul LeBlanc

Phone: 888-623-0088/*Fax:* 413-235-0007
Website: www.zogics.com
Email: 413-235-0007

Contact for public safety special order form.

ZOIC CLOTHING

Product: Cycling Apparel
Cost to Members: 30% off Retail
Contact Name: Eric Swenson

Phone: 866-355-9642/*Fax:* 858-625-0746
Website: www.zoic.com
Email: eric@zoic.com

YOU PROTECT THE COMMUNITY LET US PROTECT YOUR VALUABLE EQUIPMENT

NEW



MEDIC BIKE BAG



**QUICK RELEASE LATCH ALLOWS
FOR EASY REMOVAL**



R&B Fabrications, Inc. has developed a complete line of bicycle panniers for basic EMS and the Paramedic system. These were developed around a modular design allowing the user to create a system for their needs. The individual panniers have a slight angular taper near the heel area making them a left or right design, but does not prevent them from being used on either side. Our line of Bicycle Pannier has been designed by James Bowell of Troy Fire Department in Ohio. His expertise as an instructor and experience in this field has helped us to provide you with the best there is. Shown is the Bikers Trauma/O2 pack on top of the Expedition Rack, The side panniers have configurations of O2/BVM, AED, or SIX POCKET. The panniers and packs are easily removed for use and provide ample room for storage. Available in Royal Blue or Black.

Call Today For Special IPMBA Member Pricing

R&B Fabrications, inc.

www.rbfab.com info@rbfab.com

20128 Road 138 Oakwood, Ohio 45873
Phone: 800-553-1911 Fax: 800-742-5345





Matt Langridge, PCI # 869
Thames Valley Police (UK)

The time has again come for me to let you know what's been occurring over here. I will

start with an update on the story about Daniel Cadden, the cyclist being prosecuted for not riding on a cycle path. He was originally reported (citation issued) for riding without consideration for other road users. The officers citing him stated he should have been riding on the left side of the carriageway edge marking, thus enabling vehicles to pass without crossing the central solid white line in the carriageway – an offence in the UK if passing something travelling faster than 10 mph. In court, Daniel was convicted by the District Judge on the grounds that he was not using the cycle path that was beside the opposing carriageway. On appeal, this conviction was overturned. The Judge reviewing the conviction found that there was no legal obligation for cyclists to use a cycle path. This is a very important decision. If the conviction was upheld, it might have paved the way for the erosion of the cyclists' right to choose where it is safest or more appropriate to ride.

It seems like new cycle teams are being born every day over here! Since my last update, I have learned of cycle patrol and cycle team activity all over the UK. Neighbourhood Policing, a concept driven by the government, is impacting on this. I will write an article explaining the concept for a later issue.

Public Safety Cycling hitting the news over here recently includes:

Lancaster Neighbourhood Policing team taking delivery of a number of bikes obtained with funding assistance from Lancaster City Council. Neighbourhood Policing Sergeant Martin Pearson said the bikes will help improve the police's

links with the rural communities. He said: "Using these bikes, beat officers and community support officers will be able to provide a highly visible and accessible service with the extra benefit of increased mobility not only in our rural areas but also providing higher visibility and reducing the fear of crime or possible victimisation for people who live on the outskirts of the city." The bikes will also be used by other community officers such as Castle Community Beat Manager PC Mark Finch who goes on two wheels to tour his area on a regular basis. Sgt Pearson explained "While Tom covers the rural areas, Mark is often to be seen on his area which covers the quayside and the cycle track. The district has a large amount of cycle paths and cycle users and the new bikes will improve the policing of those areas. It is apparent that a number of criminals favour bikes as their preferred means of transport and this will assist us in targeting those individuals." Councillor Gina Dowding, member of the Cycling Demonstration Town Project Board, said: "It's great that through working with the police, the Council can make bikes and cycling more visible and therefore a more mainstream form of transport than has been the case in recent years. As far as encouraging more cycling is concerned it's nearly always a 'win-win' situation and this is definitely the case with police now using bikes to get around the communities they serve."

In Watford, six new bikes have been funded by the Watford Community Safety Partnership. Specialized Hardrocks with Police markings have been bought and 11 Police Officers and six Police Community Support

Officers (PCSOs) have been trained across Watford and Three Rivers. The bikes are currently used by the officers and PCSO's in the Vicarage, Holywell, Oxhey, Nascot and Park wards, with officers riding 10-20 miles a day, cycling for general patrol, attending incidents, and travelling to appointments and meetings. Yasmin Batliwala, chair of the Safer Watford Partnership, said, "The partnership is really happy to support this project. It is going to benefit local people by increasing visibility of both ward constables and PCSOs within their neighbourhoods, allowing them to cover their ward more easily and quickly than they would on foot."

In the Yorkshire Dales (tremendous cycling country!) the use of cycle patrol has been recognised and, as a result, more of the communities are



As reported in the Spring 2007 issue of *IPMBA News*, IPMBA's own Tom Lynch of the London Ambulance Service was recently honored with the distinction of MBE, Member of the British Empire. Tom is shown here receiving his award from Charles, the Prince of Wales. Tom was honored for his commitment to cycling, both in his BMX career and in his role as founder of the LAS Cycle Response Unit.

(Continued from page 25)

being policed by bike officers. Six more bikes have been funded by the Hambleton Community Safety Partnership, taking the total number of bikes used by the Neighbourhood Teams in the areas to 14!

Tayside Police Chief Constable John Vine has been in the saddle with Perth (Scotland) officers as he paid a visit to their City. Perth was the first division in Scotland to use the technology and the city's Chief Superintendent, Matt Hamilton, explained "Cycle patrols give you a lot of benefits. They can go places faster than people on foot, and places where cars can't." Perth's bikes are equipped with CCTV cameras to capture evidence during patrols.

Norwich Police are utilising their bikes during late night operations against antisocial behaviour and disorder as the pubs and clubs close at the end of busy Friday and Saturday nights. Violent assaults, criminal damage and drunken disorder have been reduced by 15% since November 2005. Cycle patrol has been credited as being a factor in this reduction. At a meeting of the Norwich City Centre Licensing Forum, PC Louise Grime said "It's very good to use the bike because people don't always see or hear you coming — and you can usually hear them from a mile off." A resident of one area of the city said "We badly need these bikes. Our lives are being made a misery by yobs and drug trafficking in the area. I would definitely welcome more police on bikes patrolling the street."

Cheshire Police have recently increased the use of cycle patrol in Nantwich, Crewe, Congleton Borough, Macclesfield, Knutsford, Winsford and Wilmslow where the Neighbourhood Teams are utilising their bikes to increase their visibility, accessibility and effectiveness. Equipped with police livery Specialized Hardrock bikes and cycle patrol uniform, the officers undergo a

one day training session [Ed's note: *the author is, no doubt, trying to convince them to upgrade to IPMBA training!*] which, in the words of their instructor Rob Simpson, "Has not been about learning to ride a bike. It has been about adapting the bike to policing. We know that bikes are a

Violent assaults, criminal damage and drunken disorder have been reduced by 15% since November 2005. Cycle patrol has been credited as being a factor in (that) reduction ...

really effective tool in dealing with disorder, in particular. They can get to places where cars cannot reach. They are quick and silent. We can be alongside people before they have any idea we are around. It also means officers can patrol over a wide area and still be very accessible to anyone who wants to talk to them." Inspector Luke McDonnell of Wilmslow Police said: "There is a competing demand to retain high visibility policing and provide reassurance and being able to get to different places in the area fast. This enables us to do both. It keeps officers out on patrol on their bikes, rather than in cars or on foot. They can cover a lot of ground and get to areas where previously it has been difficult for us to reach such as parks."

As mentioned in the Spring issue, Transport for London (TfL) held their first Cycling Communities Awards recently, and a number of IPMBA members were recognized. I've managed to learn some details about the St John Ambulance award. According to CRU Staff Officer David Warman Jnr, "At the 2006 Tour of Britain race, while patrolling the area on our bikes, my fellow staff officer and I heard a screech of brakes and saw a motorbike flying through the air before landing in the crowd. We

rushed over and took control of the situation. One motorcyclist had a severe head and facial wound that was spurting blood. We immediately applied a dressing and kept the man still in the position he landed in until our colleagues at the London Ambulance Service arrived. He was just one of seven casualties, three of which had life-threatening injuries. The incident used every skill and ability we'd ever been trained in and showed how vital CRUs are in providing first aid as quickly as possible."

In the meantime, Tom Lynch, Charlie Irvine, Mark Cockram and David Warman Jnr have been busy recently laying the foundations of a new UK-based organisation which is planned to be affiliated to IPMBA. Public Safety Cycling is planned to operate in the UK in the same way as IPMBA operates in the USA, providing a source of expert knowledge, training and assistance for Public Safety Cycling in the UK. More news as the concept develops.

Finally, the 2007 version of the UK Emergency Services Cycling Seminar is planned for 1st and 2nd September 2007 in the City of London. Please contact Tom at tommyboy4130@hotmail.com for more details.

Before I sign off, I would like to extend my thanks to all the gang at Baton Rouge EMS for putting on a fantastic conference. I had a really great time! To all of you who attended the conference in any capacity who either looked after me, led me astray, looked after me THEN led me astray, or led me astray THEN looked after me (you all know who you are) I extend my greetings and thanks again. The ribs are nearly mended!

Ride Safe,

Matt Langridge

To the International Members of IPMBA,

As many of you are aware, I have been tasked with making a recommendation to the board of directors with respect to IPMBA's international affairs. This year-long project encompassed extensive research, education and evaluation. My research included seeking advice from IPMBA's international members, other non-profit organizations which have developed successful international policy and programs, and for-profit companies with worldwide operations. IPMBA has also hired a consultant who specializes in non-profits and international affairs.

As a result of this research, the board has come to the conclusion that developing affiliate relationships with established public safety cycling organizations beyond the U.S. borders will be the most effective means to pursue our mission. Under this model, IPMBA will establish mutually beneficial partnerships under an affiliate agreement yet to be developed. Such affiliations will enable us to ensure that IPMBA's standards continue to be met while at the same time allowing for country-specific adaptations. This will facilitate the continued exchange of information and the development of both universal and country-specific best practices.

IPMBA will continue to welcome international public safety cyclists to membership. Members from all nations are encouraged to submit articles, product reviews, and other news items to *IPMBA News*, develop conference workshops, attend IPMBA courses, and otherwise participate in membership and training activities. In turn, IPMBA will continue to support the efforts of our international members and colleagues, participate in overseas training seminars and courses when possible, and provide other resources and support.

In the coming months, IPMBA will develop affiliation criteria and an international affiliate agreement. The agreement will define the terms under which the affiliation operates, including the nature of the relationship and the rights, responsibilities, and privileges of each party. It will also cover such factors as indemnification, legal compliance, revocation and surrender of charter, and copyright issues.

With respect to the IPMBA curriculum, we will continue to operate under our current set of standards and policies. Those who choose to pursue instructor certification will be expected to adhere to the established guidelines, teach the standardized IPMBA curriculum, and administer the official IPMBA tests.

No further modifications will be made to the existing IPMBA curriculum for other countries, although we anticipate assisting with the development of international curricula and materials, using the new *Complete Guide to Public Safety Cycling* as a foundation. With our publisher, Jones & Bartlett, we will pursue opportunities for international editions based upon market potential and demand. These materials will be developed in consultation with our international members and instructors.

We are committed to providing an environment that supports a membership of diverse public safety cycling professionals, affiliated agencies and industry partners, and we will continue to welcome members from around the world.

I appreciate all of the assistance I received during this research project. Please continue to be patient while we formulate the best course of action and develop a set of criteria and guidelines for affiliation.

Best Regards,

Chris Davala

IPMBA Board of Directors

...the board has come to the conclusion that developing affiliate relationships with established public safety cycling organizations beyond the U.S. borders will be the most effective means to pursue our



Price: \$100

Cool Jewelry for Your Bike

Jennifer Green of Revolution Cycle Jewelry generously donated a sterling silver, handmade, custom IPMBA headbadge to the IPMBA Conference. This beautiful piece of "bike jewelry" was won in a drawing by Lt. Stanley Cospers of the Tulane University Police Department, much to the disappointment of the other entrants. All is not lost, however – now you, too, can get an IPMBA headbadge for your favorite ride!

Call Jen at 215-266-4778 or visit www.headbadges.com for more information and to place your order.

Bikes Come to Boston

Submitted by Mike Kane, IPMBA Member
Boston Police Department

The Boston Police Academy recently purchased two mountain bikes in order to provide traffic support while their recruits classes run in formation. The instructors at the academy were finding it difficult to navigate the public streets around the academy during the morning run with as many as one hundred and five recruits. A proposal was drawn up by Officer Mike Kane, who has been assigned to the academy since April 2005, to purchase and equip two bikes. The bikes were approved and were put into service in December 2006.

Both bikes were white and gray when they were purchased and then were sent to fleet services, where "Boston Police Academy" was lettered onto the frames in blue. This color scheme matches all Boston police vehicles and presents a very professional appearance. Police Officer/EMT Ken Semedo who is also an instructor at the academy, rides the second bike.

Both officers carry first aid supplies in case of any injuries to recruits or staff members. The bikes have been well received and their effectiveness was quickly seen. On the second day the bikes were in use, a serious two car accident occurred near the training field used by recruit classes. Officers Kane and Semedo, along with staff instructors Kevin Welsh, Dayrl Owens, and Mury Staco were able to provide one seriously injured driver with medical assistance, utilizing the first aid kits from both bikes. This was a great learning experience for the recruits as they saw first-hand that cops don't need a flashy cruiser to serve the public.

Mike has been assigned to the Boston Police Academy since 2005. He can be reached at makconsulting@hotmail.com.

Photo courtesy Mike Kane



Summer Movie List: Bicycling in the Movies

Source: Massachusetts Bicycle Coalition, www.massbike.org.

The obvious ones . . .

Bicycle Thief (1948) Directed by the Fascist-era matinee idol Vittorio De Sica from a script by veteran screenwriter Cesare Zavattini, said by the Village Voice to be the most universally praised movie produced anywhere on planet earth during the first decade after World War II. A workman spends a whole day looking in vain in the streets of Rome for the bicycle someone has stolen from him.

Breaking Away (1979) Local cyclist in a small town (townies AKA "cutters"), lives, eats, and breathes cycling and everything else Italian, comes of age in a race against college kids. Based on Dave Blaze, and his experiences at Indiana University and the Little 500.

American Flyer (1985) Two brothers, a former National caliber rider (Kevin Costner) and his enthusiastic brother, take an adventure to the 'Hell of the West' (AKA Coors Classic) stage race. Lots of good 'Coors Classic' footage in this one, even Eddy Merckx makes an appearance.

Quicksilver Trials and tribulations in the tough world of bicycle messengers in New York City. Stars Kevin Bacon, and Nelson Vails, with great stunt shots of cycling (often in illegal ways) in traffic.

The less obvious ones . . .

2 Seconds (1998) A mountain biking film about a female bike racer who gets tired of the racing life and finds the true meaning of life with the help of an old, grouchy bike shop owner. There are good downhill racing scenes at the beginning. It's French Canadian with subtitles, was directed by Manon Briand, and stars Charlotte Laurier and Dino Tavarone. This movie is available in VHS and DVD formats.


20 Shades of Pink (1976) A middle-aged house painter, going through mid-life crisis, takes up cycling for exercise and meets up with an attractive young bike racer. The painter thinks she is interested in him on a personal level when she really only wants to help him prepare for an age-group bike race. Directed by Paul Stanley, with Anne Jackson, Eli Wallach, and Keenan Wynn.

Beasts of Burden It depicts the hard side of the bike messenger's life and society. It may be realism, with emphasis on the unhappy side, but it certainly makes you want to avoid that life. It shows drugs and alcohol, insufficient money, an alienated approach to living, a very hard job. On the other hand, the scenes of cycling in traffic, taken by a bike-mounted camera, are very exciting.

Beijing Bicycle (Shiqi sui de dan che) (2001) While watching this movie I couldn't help but be reminded of The

(Continued on page 34)

Some Kudos for IPMBA Instructors ...



Department of Police

CITY OF DES PLAINES


1418 Miner/Northwest Highway ■ Des Plaines, Illinois 60016-4499 ■ (847) 391-5400

07 MAY 07


TO WHOM IT MAY CONCERN,

I AM A NINE YEAR VETERAN OF THE DES PLAINES POLICE DEPARTMENT CURRENTLY ASSIGNED TO OUR SPECIAL PROBLEMS UNIT (S.P.U.). ONE OF THE RESPONSIBILITIES OF AN OFFICER ASSIGNED TO THIS UNIT IS THAT OF A BICYCLE POLICE OFFICER. I RECENTLY COMPLETED THE 32 HOUR BICYCLE POLICE COURSE THROUGH IPMBA AND NEMERT, WHICH WAS HOSTED AT JUDSON COLLEGE IN ELGIN (MAY 1ST-4TH). I AM WRITING TO COMMENT THE TWO INSTRUCTORS WHO WERE RESPONSIBLE FOR TEACHING A BUNCH OF COPS HOW TO BE EFFECTIVE ON 2 WHEELS. THE INSTRUCTORS, TOM WALSH OF THE CHICAGO P.D. AND TIM MCGURN OF THE WAUKEGAN P.D. WERE VERY PROFESSIONAL, PASSIONATE, AND KNOWLEDGEABLE TEACHERS. THE TWO OF THEM WORKED TOGETHER PERFECTLY AND WERE ABLE TO TRANSFER SO MUCH OF THEIR KNOWLEDGE AND EXPERIENCE TO US STUDENTS. I AM 39 YEARS OLD AND HAVE SPENT MANY HOURS IN THE SADDLE OF A BICYCLE, HOWEVER, I WAS NOT EXPECTING TO LEARN SO MUCH FROM THESE TWO MEN. I CERTAINLY HOPE YOU CONTINUE TO UTILIZE THEIR TALENTS AND TEACHING PROWESS IN THE FUTURE SO THAT ALL THE POLICE MEN AND WOMEN WHO TAKE TO TWO WHEELS CAN ENJOY THE LEARNING EXPERIENCE ALSO. THANK YOU AGAIN FOR OFFERING SUCH A GREAT COURSE AND THANKS AGAIN TO YOUR GREAT INSTRUCTORS, TOM WALSH AND TIM MCGURN.

BEST REGARDS,



OFFICER COLIN JOHNSON #409
DES PLAINES POLICE DEPARTMENT
1420 E. MINER ST.
DES PLAINES, IL. 60016
847-391-5400





Steve Forbes, PCI #743 of the University of Guelph, Ontario, completed a Security Cyclist Course at Ryerson University in Toronto (middle left) and a Police Cyclist Course in Guelph (above)

Jamie Cheatem, PCI #664, dedicated his road ride to the students and faculty of Virginia Tech. The course, held in Baltimore, Maryland, was attended by officers from Harford County Sheriffs Office, York County (PA) Sheriffs Office, University of Maryland Baltimore County Police, City of Rockville Police, Loyola College Police, and Georgetown University Police.



Bill Creilly (right) and John Dwyer, president and treasurer, respectively, of Second Alarmers Assn & Rescue Squad of Montgomery County, PA, have a combined age of 122 years and more than 80 years experience in EMS. They successfully completed an EMS Cyclist Course in New Castle County, DE, in Summer 2006. Both are still active "on the street" and were each paired with a police cyclist during one of the local 4th of July parades. Headquartered in Willow Grove, Second Alarmers has 13 ALS ambulances operating out of five stations, a bike team, a rescue truck, a marine unit, and a rehab tent. They were chartered in 1938 to serve coffee and lime juice and provide First Aid to firemen.



Jay Dalton, PCI #955 of the US Navy in Marietta, Georgia, is proud to have completed his very first class!



IPMBA Remembers Leon Szczepanski

I regret to inform you my good friend and supervisor, Lt. Leon (Lee) Szczepanski of the Miami Dade Schools Police Dept. and a member of IPMBA, died of a heart attack on Friday, June 8, while mountain biking in the Asheville, North Carolina, area with a group of our friends. All efforts to revive him by the group members, all of whom were recently certified as IMBA rescue riders, failed. Lee was also trained through that program. He had been the leader of our bike unit from it's inception. Lee was about to marry his fiance Kathy Aguilar in July of this year and was also within a year of retirement.

I introduced him to mountain biking and he became a great advocate of the sport and of police officers on bikes. He was a great friend and supervisor (if a little bit of a perfectionist). We had some great times arguing but eventually compromised on anything we felt like arguing about. I always felt good when he



and I were riding together; he took great care for people's safety and pleasure while riding. He and I had planned on going to the IPMBA Instructor course, but he didn't go with me when I went, due to family issues. He would have been a great Instructor, always ready with some really insightful wit and humor. I can't begin to tell you how much I am going to miss him. I can't think of riding my bike without calling Lee to see if he was in for a ride, which he usually was. I won't be the only one missing him. The police community lost a true professional and a great friend of any community where he was always an advocate for the someone in need.

This was a trip that I decided not to go on. I had one planned for June 28 to the Cherokee area and Lee was already planning with me for that one. They tell me his death was quick and he was sitting on the side of the trail about 10 feet from his bike, like he and I would do often

when riding. He loved the mountains of NC and we talked many hours of our retirement there and of what we were going to enjoy: the fishing, walking, kayaking and the biking.

I am going to miss him a lot. To my friend Lee.

Sincerely,
Jim Pierce

Condolences may be sent to Lee's fiance, Kathy Aguilar, and parents, Joan & Leo Szczepanski at 711 S.W. 148 Ave, #415, Sunrise FL 33325 and to the Miami Dade School Police Department at 6100 NW 2nd Ave, Miami FL 33127.

Memorial Contributions may be made to Police Officers Assistance Trust (POAT), www.poat.org, 305-594-6662. Police Officer Assistance Trust was founded in 1989 as a nonprofit support organization for the law enforcement community of Miami-Dade County, Florida. Their mission is to provide assistance to officers and their families in times of hardship, personal crisis, or critical need. Donations may be mailed to 1030 NW 111 Avenue, Miami, FL 33172.

POLICE BIKE STORE

www.PoliceBikeStore.com

PoliceBikeStore.com – Our name says it all. We are in business to fulfill all of your Police Bike Patrol needs. Whether you need to outfit one bike, or your entire department, we can fulfill all of your biking needs – from bikes, lights and tools, to eyewear, helmets and gloves plus much more.



Introducing the New Fuji 2008 Police Bikes

The bikes that have been long anticipated are now available for immediate shipment, ranging in size from 15" to 22" Frames complete with Fuji's state-of-the-art Altair frame technology.

The Fuji Special features 27 Speeds with Shimano Deore, a Remote-Push Button Lock Out Rock Shox Fork, and too much more to mention here – take a look at it today at policebikestore.com and be sure to view the new Fuji Patrol – which is taking a mid-level priced bike to a whole new level.



Just Added

If it's strong enough for Apache Helicopter windshields, imagine how well it performs as sunglass lenses – Experience the blend of Protective and Functional Eyewear at an entirely new level with Rudy Project ImpactX Technology.

Recent Customer Comment

“I credit you and your company for exceptional Customer Service and professionalism!”

Mary L., Defense Supply Center

We are proud to be a Corporate Member of IPMBA and are partnered with the leading brands in the Bike Patrol Business.

We ship Nationwide and have been supplying Police Departments, Military, EMS, & Security Departments throughout the United States.



**Bicycles – Lights – Tools – Pumps
Vehicle Racks – Helmets – Eyewear – Computers
Bags – Sirens – and Growing Every Day**



Safe, Easy and Secure Online ordering, Plus, we accept Purchase Orders, PO's and can invoice your department.

Order Online at www.PoliceBikeStore.com or by phone at 309-797-9028

Tele: 309.797.9028

Fax: 309.797.9490

Website: www.policebikestore.com

Email: info@policebikestore.com

Police Equipment Supplier Launches New Online Community


Moline, IL - Spring, 2007 – PoliceBikeStore.com is no longer just a place to buy the best Police Bicycle Equipment available. It is also a place to converse with fellow patrol officers, EMS and Security agents in an online community. Learn about new techniques, success stories through the use of patrol bikes. Share ideas, ask questions, learn from each other and communicate across the globe. Stay tuned for industry representative blog spots and our e-newsletter full of great tips, resources, ideas and news. This is an interactive program where we will add your stories to the newsletter and post them to the website. A place to teach, learn, share ideas or just say hello to fellow riders – new from PoliceBikeStore.com

Enhancing Bicycle Safety through Enforcement: Tools for Officers

PMBA members know the rules of the road as they apply to cyclists and are personally familiar with the safety challenges of riding a bicycle in traffic. Your colleagues who don't perform public safety on a bicycle, however, may not be as aware. NHTSA offers resources and training tools to educate police officers about enforcing traffic law as it pertains to cyclists. Please increase the safety of all road users, including bicyclists, by encouraging all law enforcement officers to be aware and apply the laws. These resources include:

Roll Call Video: Enforcing Laws for Bicyclists

This roll call video for law enforcement officers provides an introduction to some of the common violations by both bicyclists and motorists that contribute to motor vehicle-bicycle crashes. It discusses how enforcement can play a role in preventing crashes and the importance of reporting crashes when they do occur. The video also promotes NHTSA's new self-paced interactive law enforcement training, *Enhancing Safety for Bicyclists – Law Enforcement's Role*, and other training resources. This video can be viewed directly on the NHTSA website, www.nhtsa.gov. Click on Traffic Safety and then click on Bicycles. Finally, click "Law Enforcement Roll Call Video: Enforcing Law for Bicyclists" to play the video. For more information contact NHTSA's Safety Countermeasures Division at 202-366-1739 or email Paula Bawer at paula.bawer@dot.gov.



Enhancing Bicycle Safety: Law Enforcement's Role

This is a CD-ROM self-paced interactive training for all law enforcement officers. It includes seven content sections with videos and a final evaluation. Content includes: Why Law Enforcement; Understanding Bicycle Crashes; Applying Traffic Laws to Cyclists; Specific Laws for Cyclists; Enforcement Techniques; Crash Investigation and Reporting; and Review and Next Steps. Completion of the final evaluation prompts a certificate of completion and the achieved score. Based on their state-defined passing score, the learner may be eligible for in-service training hours. Estimated contact time for completing the training is approximately 2 hours. To request a copy, contact NHTSA's Safety Countermeasures Division at 202-366-1739 or email Paula Bawer at paula.bawer@dot.gov.

Bicycle Safety Activity Kit

NHTSA has put together this *Bicycle Safety Activity Kit* to provide parents, caregivers, teachers, community leaders, and children with tools to learn the important basics about bicycle safety. This kit can be used in school or community bicycle safety programs or in conjunction with Safe Routes to School (SRTS) programs. The kit contains age-appropriate activities emphasizing crashes and related injuries while bicycling. While the activities focus on awareness and education, through applying this knowledge to actual safety behaviors we can help to save a life; the life may even be yours or that of your child. The kit is available in English (*Bicycle Safety Activity Kit*) and Spanish (*Seguridad en Bicicletas*). To access the material, go to www.nhtsa.gov, click on Traffic Safety, click on Bicyclists, scroll down to Activities and Materials for Kids, and click on *Bicycle Safety Activity Kit*.



Other NHTSA Educational Materials

The following resources are also available through NHTSA.

Visit www.nhtsa.gov, click on Traffic Safety, and then on Bicycles to access these materials.

Brochures for Download

- Bikeability Checklist
- Kids and Bicycle Safety
- Kids and Bicycle Safety - (Spanish)
- Easy Steps for Fitting a Bicycle Helmet
- Easy Steps for Fitting a Bicycle Helmet - (Spanish)
- Prevent Bicycle Crashes: Parents and Caregivers
- Seven Smart Routes to Bicycle Safety

Videos and Clips

- For Kids - Ride Smart. It's Time to Start. (2002)
- For Kids - Bike Safe. Bike Smart. (2004)
- For Adults - Bicycle Safety Tips for Adults

Activities and Materials for Kids

- Bicycle Safety Activity Kit
- Back to School Safety
- Play It Safe: My Traffic Safety Fun Site
- Pedestrian Safety Trail and Bike Tour
- Walking and Biking Safety – Toddlers and Preschoolers
- Walking and Biking Safety – Kindergarten to Grade 3

Resource Guides

- International Walk To School Month/Back To School Planner for Pedestrians, Bicyclists, and School Bus Riders
- Bicycle and Pedestrian Safety Resource Guide

- Bicycle Helmet Use Laws: Lessons Learned From Selected Sites
- Resource Guide on Laws Related to Pedestrian and Bicycle Safety
- National Strategies for Advancing Bicycle Safety

Safe Routes to School (SRTS)

- DOT SRTS Clearinghouse
- Safe Routes to School (SRTS) Guide
- Safe Routes to School – Tool Kit
- Safe Routes to School – Practice & Promise
- Walkability Checklist
- FHWA Office of Safety - Safe Routes to School

(Continued from page 1)

Frame Size

Bike size is often listed, incorrectly, by the diameter of its wheels. For example, BMX type bikes have 20-inch wheels, and mountain bikes have 26-inch wheels. Wheel size can be found by checking the side of the tires, but bikes are more accurately sized by measuring their frames. That measurement might be found on a sticker on the frame, but don't expect it. You will most likely have to measure it yourself.

A frame is measured from the center of the bottom bracket to the top of the seat tube. On mountain bikes, BMX and most other bikes, the measurement is listed in inches. Road bikes, or racing type bikes, have their frames and wheels measured in centimeters.

Just as a strong headwind can make it difficult to hear ... these devices make it nearly impossible to hear

Knowing the frame size may help an investigator determine whether the bike was too large for the rider. Riding a bike that is too large is quite dangerous and may cause control problems. It may also be a violation of the law. A rider must be able to stand over the bike's top tube while standing flatfooted. If the rider was killed or seriously injured, the stand-over test is obviously impossible. Knowing the frame size may make it possible to determine whether it was safe by using the rider's measurements. Legally, the height of the frame is ultimately at issue, not the height of the saddle.

Tires

Bicycle tires have only a very small portion of rubber on the road at any one time. Even the best tires provide an actual surface area, on each tire, of approximately half the size of a dime. Most bike tires have even less area. That portion of the tire surface is the sole point of traction for acceleration, braking and turning. It is easily affected by wet or slippery surfaces.

Traction is particularly vulnerable when trying to brake hard and turn at the same time. The small surface area contacting

the pavement cannot accommodate both actions simultaneously, and the loss of traction often results in a fall. Lugged or knobby off-road tires are designed to increase traction and surface area on non-paved surfaces. On pavement, however, the surface area of the tire is actually less and traction is poor, especially when the surface is wet. Tires play a significant role in the cyclist's ability to maintain traction and balance. Inspect and photograph the tires. Document their size, type and condition.

Accessories and Clothing

Any and all accessories mounted on the bike should be photographed. Any lights, reflectors or other safety devices should be documented. Some accessories or parts may have broken off and lay nearby. These, too, should be documented and photographed as part of the investigation. Virtually every state in the United States requires bicycles to be equipped with – and use – a headlight if operated on a roadway at night or in low-light conditions.

Several states also require that bikes use a taillight, not merely a reflector, when operated at night. Check state statutes to see precisely what is required in your locale. If you are unfamiliar with the law, you may not know what needs to be verified and documented.

Some bikes are equipped with mirrors, and some cyclists use mirrors mounted to the side of their helmets. Bike mirrors in the U.S. need to be mounted on the left side of the bike to be effective in traffic. Bike mirrors are small. They allow the cyclist to see if a vehicle is approaching, closing speeds and other important information. The cyclist should still look over his shoulder to get more precise information. Inexperienced cyclists may tend to swerve toward traffic when looking over their left shoulders. Statements from witnesses may indicate such movement if it is suspected.

Personal entertainment devices, such as MP3 players and iPods, are frequently used by cyclists, nearly all of whom use earplugs in both ears. It is not uncommon for them to be quite loud. Just as a strong headwind can make it difficult to hear vehicles approaching from behind, these devices make it nearly impossible to hear

oncoming traffic. In a few states, they are illegal to use on a roadway. Because hearing is an important sense for surviving in traffic, use of these devices on a roadway is particularly dangerous. If the cyclist was using them at the time of the crash, it should be documented. If possible, note and document the volume level.

Brakes & Other Components

Bicycles today have a variety of brake types. They run the gamut from pedal-activated coaster brakes to high-end hydraulic disc brakes. The function of brakes should be tested, if possible. Check and document the condition of all components of the brakes. Are all of the cables and brake blocks intact and connected? Is it possible to tell if they are adjusted correctly? Keep in mind that statutes in every state require bikes operating in or near traffic to have functional brakes.

A factor that may affect children is the size and adjustment of brake levers. Occasionally, kids ride bikes that are too big for them. Their hands may not be able to physically reach the brake levers in order to activate them. Investigators should question that possibility if a child and hand brakes are involved in a situation in which the bike didn't stop when it should have.

Assess the overall mechanical soundness of the bike. If the frame, wheels or components are broken, it may be possible to tell if the damage is fresh or not. If there is any doubt, take the bike to a professional bike mechanic for an opinion about the bicycle in all mechanical aspects. A professional bike mechanic may be able to tell you if the damage was pre-existing, and if so, if it could have caused the cyclist to fall.

Bike mechanics can also examine brakes and other components to determine their functionality before the crash. They may have experience with that particular model and its idiosyncrasies. Occasionally bicycle companies or the Consumer Product Safety Commission issues recalls or warnings about particular bikes or components. A professional mechanic could share that info and bring another perspective to your investigation.

(Continued on page 33)

Bicycle Crash Investigation

Cover Story

(Continued from page 32)

Pre-Crash Speed

Establishing the bike's pre-event speed is important, but may be difficult to determine. If the bicycle is a multi-speed model, photograph and document the chain position, both front and back. By looking at the gear combination, the type and quality of the bike, together with other factors, a cycling expert may be able to make a reasonable estimate of the rider's speed.

Statements from witnesses regarding the rider's body position on the bike, pedaling cadence, and perceptions of speed are all important to document. For example, a bike ridden slowly in a very high gear will be difficult to pedal and may be somewhat wobbly.

Skilled cyclists use their gears more efficiently and they regularly ride with a higher pedaling cadence. Less skilled cyclists tend to shift less and ride in gears that make them work too hard when pedaling. Each gear combination has a unique "stride length." Each revolution of the pedals causes the bike to travel a certain, constant distance.

Higher gears travel a longer distance with each revolution of the crank than do lower gears. By counting the number of teeth on the rear cog and front chain ring that the chain is found in—and noting the tire size—it is possible to determine the stride length used by the rider. It then becomes important to ascertain from witnesses whether the cyclist was pedaling quickly or slowly.

It isn't unusual for a crash to knock the chain completely off of the drivetrain. It is more unusual for the chain to be bumped securely onto a different set of cogs. While gear position is not a foolproof means of determining the cyclist's speed, it is a very good piece of information to determine and document.

Secure the Bike

In fatality cases, and others that will likely end in criminal or civil court, it is always best to secure the bicycle in the condition it was found. Despite the number and quality of photographs, it is always best to have the actual bike to refer to and bring into court. Storage can be an issue, especially since a civil case may take years to go to trial.

Bike shops often have a number of the cardboard boxes in which new bikes are delivered. They would gladly share them with law enforcement instead of throwing them out! With little disassembly, it may be possible to secure the crashed bike in the box and store it as evidence. A lawsuit is normally filed within a year or two. The plaintiff's attorney may wish to take possession of the bicycle and other physical evidence at that time. Your department policy can dictate whether or not to release it for civil action.

Clothing and Equipment

The cyclist's clothing and equipment may significantly increase conspicuity, or visibility to other road users.

It is suggested the clothing the cyclist was wearing at the time of the crash is collected and photographed. It may be helpful to lay it out as it was being worn to best present it as it was on the street. This usually requires going to the hospital or morgue where the cyclist was taken. Clothing may have been removed at the scene by medical staff or by the impact itself.

Photograph any removed clothing or equipment at the scene and, if possible, bring it with you when you photograph the rest of the clothing. If the cyclist was wearing a helmet, it should be saved as evidence. The helmet may help determine the amount of force and the area of impact. In some instances it may bear evidence as to whether it struck the vehicle, the road surface or multiple surfaces.

Road Surface

Where a bicyclist rides upon a roadway is often determined by the condition of the roadway and shoulder. A shoulder that is narrow, or has a crumbling edge or potholed surface, is unsafe for riding. So is one that is littered with debris. These conditions require a cyclist to ride on the right side of the traffic lane.

When a safe shoulder does exist, the portion of the shoulder that is closest to the roadway has less debris than the side nearest the gutter. To avoid debris,

experienced cyclists often ride very near the fog line. Where a roadway has a concrete curb and gutter, it is unsafe to



ride in the gutter as gutters collect debris and may also be a grade either higher or lower than the adjacent asphalt.

When assessing whether a cyclist was in a portion of the roadway where he "belonged," investigators need to be aware of the hazards created by curbs and gutters. Nearly all state statutes have the language that a cyclist must ride as "far right" or "as close to the right side as practicable." "Practicable" essentially means safe. Since gutter riding is unsafe, the language does not require bicyclists to ride in the gutter.

On occasion a cyclist may choose to ride in the gutter. Inexperienced cyclists, intimidated by traffic, often move as far right as possible to get out of the way of an approaching vehicle, often a truck or other large vehicle. This sets up another potential hazard.

If the cyclist moves too close to the curb, he may actually strike it with the bike's closest pedal. Doing so can cause the cyclist to launch himself out into the traffic he was trying to avoid. If this is suspected, it may be possible to find evidence of the pedal strike by inspecting both the pedal and the top of the curb.

An recently popular engineering feature are shoulder rumble strips. These are

(Continued on page 34)

IPMBA BOARD

PRESIDENT

Jim Bowell ('08)
Troy FD
19 E Race Street
Troy OH 45373
937-335-5678
president@ipmba.org

VICE PRESIDENT

David Hildebrand ('09)
Denton PD
601 E Hickory, Suite #E
Denton TX 76205
940-349-7956
vp@ipmba.org

SECRETARY

Jeff Brown ('08)
Dayton PD
335 W Third Street
Dayton OH 45402
937-333-1108
secretary@ipmba.org

CONFERENCE COORDINATOR

Chris Davala ('08)
Maryland State Police
2765 N Salisbury Blvd
Salisbury MD 21811
410-641-3101
conferences@ipmba.org

TREASURER

Kurt Feavel ('10)
UW Madison PD
1429 Monroe Street
Madison WI 53711
608-262-4520
treasurer@ipmba.org

EDUCATION DIRECTOR

Charlie Summers ('10)
Illinois State University PD
700 W. College
Normal IL 61761
309-438-8631
education@ipmba.org

INDUSTRY LIAISON

Ron Burkitt ('09)
Hilliard PD
3800 Municipal Way
Hilliard OH 43206
614-921-7269
industry@ipmba.org

EMS COORDINATOR

Neil Blackington ('10)
Boston EMS
767 Albany Street
Boston MA 02118
617-343-2367
ems@ipmba.org

MEMBERSHIP COORDINATOR

Mitch Trujillo ('09)
Boulder PD
1805 33rd Street
Boulder CO 80301
303-441-4488 ext 02744
membership@ipmba.org

Bicycle Movies, cont.

(Continued from page 28)

Bicycle Thief (Ladri di biciclette). This is a story of determination of two young men. One works hard for a bicycle courier and on the day he would have earned the bike, it is stolen. The other steals money from his family and buys a bike so that he can impress a girl. Yes, it's the same bike. Amazingly, Guo is able to find his stolen bike, but that isn't the end of his troubles. Like us all, life threw him a curveball and he does everything in his power to deal with the situation.

Breaking Away (TV) In this TV series, based on the movie of the same name, Shawn Cassidy plays the role of Dave Stoller, bike racer. This one is tough to find, as it only lasted one season in the early 80's.

Bicycle Corps: America's Black Army on Wheels (2000, Chambers) documents the journey of 20 African-American soldiers on a 2,000 mile ride across the country in the 1890s, to test the feasibility of replacing horses with bikes.

Cyclotherapy (USA, 2002, Video 67 min., Director: George Ferguson) Meet some true bike-a-holics in a fascinating documentary about the passion and obsession of collecting "Lemon Peelers", "Sting Rays", "Orange Krates"... These men live for the bicycle! Through over a dozen interviews, the motivations driving those who seek these childhood Icons of Americana are revealed. Vignettes and archival footage create captivating and humorous transitions between interviews.

Bicycle Crash Investigation

(Continued from page 33)

most often installed on higher-speed highways with infrequent bicycle traffic. They are intended to awaken sleepy, distracted or intoxicated drivers to the fact they are leaving the traffic lane. The rumble strips are unsafe and unrideable for most cyclists, but especially for road cyclists.

Road cyclists ride light bikes that have no suspension, use narrow tires and drop handlebars. Road cyclists avoid rumble strips and will use whatever part of the roadway is available to steer clear of them. If investigating a crash where they are installed, be conscious of their possible involvement.

The Day I Became a Woman Three short stories about women in modern Iran, one of which is about a woman who wants to enter a bicycle race and her husband who is very much against it.

Hugo's Magic Pump Hugo is the winningest 6-day racer in Italy, beating everyone, including the Mafia's 'Fixed' riders. To stop losing gambling moneys, the Mafia decides to wear Hugo down by throwing beautiful women at him, hoping to reduce his endurance and stamina. This Adult movie from the late 70's was *Competitive Cycling Magazine's* choice for best cycling footage in the era before 'Breaking Away'. Dubbed.

Joey Brown, 6 Day Racer A 1940's bike messenger wins the big 6-day race. A hard to find B/W film from the 40's. Lots of 6-day footage, starring era comedian, Joey Brown.

Jour de Fete (1949) In this French film, filmmaker/comedian Jacques Tati plays a wacky bike-riding postman attempting to modernize delivery service.

Low Rider Bikes (2003, Johanson) A documentation of Puerto Rican lowrider bikers from Hoboken, N.J. Lowrider bikes are a social and cultural phenomenon which transcend age and social status and unite a community. These highly customized vintage bicycles are prized by their owners and favored by spectators, as they groove to their salsa beat.

One Less Car (1991) A Boston filmmaker profiles people who use their bicycles instead of cars for a variety of transportation uses.

PEDAL (USA 2000, Video, 52 min. Director: Peter Sutherland) Pedal is an urban documentary about New York City bicycle messengers. The movie

explores the members of this often unnoticed subculture as they dodge police and pedestrians and weave through traffic. Pedal views its subjects throughout a cross section of NYC scenes, in-depth interviews and sports footage. Complemented with a pulsating original score, Pedal showcases this energetic part of the cityscape in motion through combined athletic ability and handheld video equipment.

Red Light Go (2002, Kivowitz, Barraud) We take a ride alongside a select group of hardcore New York City Bike Messengers. We get to know several of them through intimate portraits, and then follow them and their fellow riders in a series of harrowing races through the streets of New York City. Our story culminates with the annual and much-anticipated Halloween night Alleycat, a long and brutal race through rush-hour traffic.

Return of the Scorcher (1992) This movie was made by bicycle activist Ted White to show the superiority of the bicycle to the automobile, with scenes from all over the world. One of its claims to fame is that it's where the name "Critical Mass" comes from.

A Sunday in Hell: 1976 Paris-Roubaix This movie shows the trials of long-distance, "randonneur" bicycle racing.

Stars and Water Carriers Stars and Water Carriers is a better movie with much better scenes of Eddy (The Cannibal) Merckx and how he won so much. The film shows the strain on Eddy's face and clearly shows how much effort he put into his racing. This is a Danish documentary with added English sound track so it sounds a bit funny, but it takes my vote for best cycling video to date.

Measure the width of the shoulder and traffic lanes to help determine if there was sufficient space for the cyclist to ride.

Conclusion

The things to take from this series are fairly simple. First, you cannot take too many photos of the bicycle, accessories and damage to the car. Shoot every little detail, both distant and macro. Photograph the clothing worn by the cyclist. Interview witnesses who saw the incident. Examine and measure the roadway and shoulder at least one block prior to the crash scene, if in question.

Review the bicycle statutes in your state. If necessary, call a trained bike patrol officer to the

scene to help with the investigation. Preserve the bicycle for later examination. Finally, prepare a detailed report that will make obvious your investigation was thorough and impartial when it is reviewed months and years down the road.

Kirby Beck is retired after 28 years with the Coon Rapids, MN Police. He is a certified IPMBA Police Cyclist Instructor Trainer. He is an expert witness in bicycle crash cases. He may be reached at Kirby@kbeckconsulting.com.

This article appeared in the June 2006 issue of Law and Order magazine, www.lawandordermag.com.

President

Jim Howell

PCI #567T; EMSCI #001T

Troy Fire Department

Troy, Ohio

president@ipmba.org

Number of Years in EMS: 25

Number of Years on Bike Duty: 13

IPMBA Member Since: 1995

Most Memorable Moment on Bike

Duty: A lightning strike that hit a tree, and the three people standing underneath it, and only having four medics to immediately work on them. They all survived with minor injuries

Favorite Bike: My new Volcanic. Well, it will be once I get it built up.

#1 Priority for IPMBA: To continue to deliver the best, most complete package for public safety cyclists.

Vice President

David Hildebrand

PCI #404T; EMSCI #118T

Denton Police Department

Denton, Texas

vp@ipmba.org

Number of Years in Law Enforcement: 17

Number of Years on Bike Duty: 11

IPMBA Member Since: 1999

Most Memorable Moment on Bike

Duty: Watching my Sergeant lay his bike down to slide under a cable in a parking lot that he forgot was there!

Favorite Bike: My old Giant ATX 860 that truly introduced me to cycling; I should buy it back.

#1 Priority for IPMBA: To increase the professionalism of both the organization and it's members so that we can continue to provide the best product on the market.

Secretary

Jeff Brown

PCI #487; EMSCI #064

Dayton Police Department

Dayton, Ohio

secretary@ipmba.org

Number of Years in Law Enforcement: 14

Number of Years on Bike Duty: 8

IPMBA Member Since: 1999

Most Memorable Moment on Bike Duty:

Catching a GTA suspect after he bailed out of the stolen car and other officers had initiated a foot pursuit.

Favorite Bike: My Trek Mountain Bike

#1 Priority for IPMBA: To continue to provide the best training opportunities available to public safety cyclists.

Treasurer

Kurt Feavel

PCI #529

University of Wisconsin Police Department

Madison, Wisconsin

treasurer@ipmba.org

Number of Years in Law Enforcement: 23

Number of Years on Bike Duty: 15

IPMBA Member Since: 2001

Most Memorable Moment on Bike Duty:

Popped a couple of guys for smoking a joint in their car. One of the arrestees looked at my bike, turned to his friends and said "Dudes, we got busted by bike cops, cool..."

Favorite Bike: Ok, it is really my road bike, a Giant OCR 2.

#1 Priority for IPMBA: To keep IPMBA the leader in public safety cycling training and services.

Education Director

Charlie Summers

PCI #512

Illinois State University Police Department

Normal, Illinois

education@ipmba.org

Number of Years in Law Enforcement: 15

Number of Years on Bike Duty: 10

IPMBA Member Since: 1997

Most Memorable Moment on Bike

Duty: Flying by an officer (who made fun of bike officers) who was in foot pursuit of a suspect and making the arrest for him. Let's just say he gained newfound respect for the bike officers.

Favorite Bike: Specialized S-works Enduro

#1 Priority for IPMBA: To continue to improve and expand the training opportunities for the members of IPMBA.

Conference Coordinator

Christopher M. Davala

PCI #490; EMSCI #056

Maryland State Police

Salisbury, Maryland

conferences@ipmba.org

Number of Years in Law Enforcement/

EMS: Police 9/EMS 8

Number of Years on Bike Duty: 7

IPMBA Member Since: 1998

Most Memorable Moment on Bike

Duty: The first time I used my training from IPMBA to make the arrest and go home safely.

Favorite Bike: My new VOLCANIC – sweet!

#1 Priority for IPMBA: Maintain the core values of IPMBA by providing the best, most complete training for the public safety cyclist.

Industry Liaison

Ron Burkitt

PCI #488

Hilliard Police Department

Hilliard, Ohio

industry@ipmba.org

Number of Years in Law Enforcement:

17

Number of Years on Bike Duty: 13

IPMBA Member Since: 2001

Most Memorable Moment on Bike

Duty: Taking a mental subject down as he attempted to light a gas pump on fire.

Favorite Bike: The big wheel I got on Christmas 1971.

#1 Priority for IPMBA: If it ain't broke, don't fix it! We shall strive to maintain the vision and work ethic of our founding members as we move into the future.

EMS Coordinator

Neil P. Blackington

EMSCI #031; PCI #902

Boston EMS

Boston, Massachusetts

ems@ipmba.org

Number of Years in EMS: 36

Number of Years on Bike Duty: 11

IPMBA Member Since: 1999

Most Memorable Moment on Bike

Duty: Arrived first on scene at a triple stabbing. Bike duty made a difference that day.

Favorite Bike: The 1995 Officer's version of the Condor Militarvelo

#1 Priority for IPMBA: Embracing the entire public safety cycling community.

Membership Coordinator

Mitch Trujillo

PCI #244T

Boulder Police Department

Boulder, Colorado

membership@ipmba.org

Number of Years in Law Enforcement:

14

Number of Years on Bike Duty: 11

IPMBA Member Since: 1995

Most Memorable Moment on Bike Duty:

The last one.

Favorite Bike: Dean Custom Titanium Fully-Rigid Singlespeed.

#1 Priority for IPMBA: To seek out methods to keep our programs and benefits evolving so as to retain and attract new members to the finest public safety bicycle organization in the world.

18th Annual IPMBA Conference



April 19-26, 2008 – Indianapolis

— Conference Highlights —



International Police Mountain Bike Association
583 Frederick Rd., Suite 5B
Baltimore MD 21228

NONPROFIT ORG
U.S. POSTAGE
PAID
BALTIMORE MD
PERMIT NO. 3361

Inside:
Summer Movie List!

