

Winter 2011

ipmba news

Newsletter of the International Police Mountain Bike Association



IPMBA: Promoting and Advocating Education and Organization for Public Safety Bicyclists.

Vol. 20, No. 1

IPMBA News turns 20

Bike Patrol Combats Theft

by Maureen Becker
Executive Director

The first issue of *IPMBA News* rolled off the presses in April 1992. The headline read, “Officers Declare Police on Bikes Conference a Success”, and the lead article was titled, “Association for Bicycle-Mounted Police Officers Established.” That issue was just six pages long, but it held the hopes and dreams of those who had come together in Las Vegas to found this association.

With this issue, *IPMBA News* enters its 20th year. Throughout the years, its format and size have changed, but its purpose has not. It exists to facilitate the exchange of information amongst members – currently representing nearly all U.S. states and six other countries – who serve as public safety cyclists in the police, EMS, and private security sectors. The goal is to provide practical advice ranging from operations to lessons learned to which products are best suited to public safety use. Articles are written by members, for members, and submissions are always welcome.

One topic that never goes out of style is that of funding. Information on how and where to seek grants and other financial support is always in demand. IPMBA is thrilled to announce that the 21st Annual

IPMBA Conference will feature a visit from Mr. Joshua Ederheimer, Principal Deputy Director of the Office of Community Oriented Policing Services (COPS), an agency which provides billions of dollars of funding and other support for law enforcement agencies nationwide. Mr. Ederheimer – a staunch

supporter of the bike teams during his tenure with Washington’s Metropolitan Police Department – will deliver the keynote address at the Opening Ceremonies on Thursday, April 14, 2011. Following his address, funding specialists from the COPS office will present a workshop on the various types of funding available through both the federal government and other sources, including the private sector. If you need funds for your bike team – and who doesn’t? – don’t miss this rare opportunity for guidance from the source.

On the topic of funding, IPMBA would like to recognize Paul Lucas of the South Carolina Constables and Mount Royal Printing for their contributions in response to the request for support that appeared in the last issue of *IPMBA News*. Paul stated, “I serve as a volunteer law enforcement officer and my IPMBA training has enabled me to provide bike patrol to several local agencies with either limited or no bike patrol capabilities of their own. I hope this small donation will be of some help to an organization that has been a tremendous help to me.”

If IPMBA has been a help to you, please make a donation. You may do so online while renewing your membership, or by sending a check (or MC/Visa) to: IPMBA, 583 Frederick Road, Suite 5B, Baltimore MD 21228. Be sure to indicate that your check is a donation (or the amount to be charged to your credit card), and include your name, member number, and contact information. Thank you for your support.

by Allan Howard, PCI #001
Dayton Police Department (retired)

Ed.’s Note: IPMBA News is 20 years old! In celebration of this momentous occasion, a selection of “pages from the past” will be reprinted throughout the year. This article, written by IPMBA’s first president, appeared in the July 1992 issue of IPMBA News, the second issue published. The more things change, the more they stay the same!

One of the major problems that plague urban areas is thefts from autos. As police officers, we know that many of these thefts can be prevented by locking valuables in the trunk or leaving them at home. In reality, most people use their cars as “showcases” for the average thief to do his daily shopping.

A piece of glass that is designed to shatter won’t do much to protect valuables, although people seem to think it will. The fact of the matter is that stealing radios, radar detectors, briefcases, and purses from inside parked cars is usually more profitable than being a cop. Because people will never universally change, we must develop a strategy for dealing with this problem.

The bicycle is an excellent tool for the detection and apprehension of theft-from-auto suspects. It is highly mobile in urban settings, which gives it an advantage over patrol cars, and it is extremely quiet. Have you ever noticed that pedestrians commonly will not look before they cross a street? That is because they “look” for traffic with their ears. As they approach the street, they listen for the sound of oncoming traffic, and if they don’t hear any, they may cross the street without looking. Hence, using a bicycle to track

(Continued on page 27)

If you need funds for your bike team — and who doesn’t? — don’t miss this rare opportunity...

inside

Corporate Members.....	19
Instructor Corner	23
Issue Focus: Product Guide	5-21
Adjustable Seatpost Revolution.....	17
Akslen Night Stalker	13
Interbike 2010: We’ll be Back in Vegas	10
London International Cycle Show.....	12
Louis Garneau HRS-80 Lite Trainer	16
Product Purchase Program.....	6-9
Scorpion Micro DV	18
Supplier List	19-21
Member News.....	25
News from the UK.....	24
President’s Column.....	2

IPMBA – A Living, Breathing Organization



As I write this article, I'm less than a week back from helping teach an IPMBA Instructor Course in Baton Rouge. The course, per usual, had its ups and downs. We started the week with 19 expectant, excited, and somewhat stressed individuals. By the end of the week, 15 graduated as certified IPMBA Instructors.

What reminded me that IPMBA is an organization of its members were the responses I received from the four who did not make it to graduation. While disappointed, and rightly so, not a single one of them derided the standard that has been established by the Instructor Trainers and Education committee for the testing of instructor candidates. They understood the concept behind the standard: protecting the quality of instruction provided by IPMBA Instructors and, subsequently, the future of the organization. As I explained to them on the first day, IPMBA instructors are our life's blood. Without our instructors teaching to the highest standards and without our instructors proclaiming the benefits of IPMBA to potential members, we would wither up and die. We all know of organizations that have compromised their standards, and we have watched those entities become disregarded as professional training organizations. IPMBA will not become one of those organizations.

As a member of the board since 2006 and president since 2008, I have had the opportunity to witness firsthand the level of commitment exhibited by IPMBA members. They understand that they are members of something that makes a difference in people's lives, both professionally and personally. They are willing to "go the extra mile" to ensure that IPMBA is not viewed with contempt by other training organizations as a "gimme" school, where you just have to show up to pass. So to all of you members of IPMBA who have made a difference, I want to say a heartfelt, "Thank You!" for what you have done, are doing, and will continue to do.

So to all of you members of IPMBA who have made a difference, I want to say a heartfelt, "Thank You!"

With this thought in mind, I want to make sure that you all, or "ya'll" in Texas terms, know that this organization is your organization. The board of directors, committee members, and staff welcome your input and ideas on how to facilitate our organization's growth and continued prosperity. Please take advantage of the email links listed on the website to send us your ideas, compliments, or complaints. Your input will help ensure that we do not lose sight of where we want to go and how we can best serve those for whom we work.

Stay Safe,

BECOME AN IPMBA INSTRUCTOR



Join the ranks of more than 1,000 of your fellow public safety bicyclists by becoming an IPMBA Instructor.

Call 410-744-2400 or email info@ipmba.org for an instructor application packet. In the simplest of terms, to become an Instructor, you must meet the criteria outlined in the packet, apply to IPMBA headquarters, be approved, then register for and attend one of the Instructor Courses. The first course of 2011 will be held April 9-13, 2011, in Richmond, VA, in conjunction with the annual IPMBA Conference.

Check out www.ipmba.org for Instructor Course information.

ipmba news

Newsletter of the
INTERNATIONAL POLICE MOUNTAIN BIKE ASSOCIATION
583 Frederick Road, Suite 5B
Baltimore, MD 21228
PH: 410-744-2400 ~ FX: 410-744-5504
E-mail: info@ipmba.org
Web site: www.ipmba.org

David Hildebrand
IPMBA President
Maureen Becker
Executive Director; Managing Editor
Jennifer Horan
Design and Layout

Copyright 2011 © International Police Mountain Bike Association (IPMBA).

Reproduction without permission is prohibited.

The International Police Mountain Bike Association promotes the use of bikes for public safety, provides resources and networking opportunities, and offers the best, most complete training for public safety cyclists.

IPMBA Membership is \$50.00 per year.

**Interested in submitting an article?
Interested in advertising in IPMBA News?**
Email Maureen@ipmba.org for information.

POLICE BIKE STORE

www.PoliceBikeStore.com

PoliceBikeStore.com - Our name says it all. We are in business to fulfill all of your Police Bike Patrol needs. Whether you need to outfit one bike, or your entire department, we can fulfill all of your biking needs - from bikes, lights and tools, to eyewear, helmets and gloves plus much more. **Quantity Discounts and Packaged Deals Available**



Fuji Police Bikes

The bikes that have been long anticipated are now available for immediate shipment, ranging in size from 15" to 22" Frames complete with Fuji's state-of-the-art Altair frame technology.

- ✓ Dual Disc Brakes
- ✓ 24 and 27 Speed Models
- ✓ Quality Shimano Gears
- ✓ Rock Shox Recon Air Fork with Remote Lockout
- ✓ Combination Packages Available

Recent Customer Comment

"I credit you and your company for exceptional Customer Service and professionalism!"

Mary L., Delaware Supply Center



Smith & Wesson

Complete Selection of Smith & Wesson Bicycles

We are proud to be a Corporate Member of IPMBA and are partnered with the leading brands in the Bike Patrol Business.

We ship Nationwide and have been supplying Police Departments, Military, EMS, & Security Departments throughout the United States.



**Bicycles - Lights - Tools - Pumps
Vehicle Racks - Helmets - Eyewear - Computers
Bags - Sirens - and Uniforms Too**



Safe, Easy and Secure Online ordering. Plus, we accept Purchase Orders, PO's and can invoice your department.

Order Online at www.PoliceBikeStore.com or by phone at 973-366-5868

Tele: 973.366.5868 Fax: 888.773.1427 Website: www.policebikestore.com Email: info@policebikestore.com

Brand New Alert Trailblazer III Light System - This system has everything you need right out of the box



- ✦ New and Improved bright LED Headlights
- ✦ Super bright pursuit lights available in a variety of color combinations
- ✦ Rear commuter taillight and pursuit lights - visible from front and rear
- ✦ Built in Siren available in HI-Lo or Wail
- ✦ Includes spare long lasting battery - never run out of power when out on patrol

2011 APB[®] APPROACH PATROL BICYCLE

A Model For Every Department & Every Budget



NEW MODELS!

Vx5 • Vx7 • Vx9

Featuring Components By: **SRAM**

Visit VolcanicBikes.com for complete specifications.

NEW PRICING!


Well-Equipped Models Starting At \$1,199

The Volcanic Approach Patrol Bicycle is hand-built in the USA. With a frame designed specifically for Bicycle Patrol, no other manufacturer offers a longer service life with more miles for your investment.

- Bullet-Proof Frames
- Proven Components
- Lifetime Frame Warranty
- Engineered For Daily Patrol

REPLACEMENT PARTS & ACCESSORIES AVAILABLE ONLINE
WWW.VOLCANICBIKES.COM

LIGHTS & SIRENS



RACKS/BAGS/PACKS



OWNED
RIDER
BUILT

Frames are available in a wide range of colors, with options for POLICE, SHERIFF, EMS, SECURITY, FIRE decals and more.

Contact our team of professionals for information about customizing bikes specifically for your department.



Tel: 360-943-8613
Fax: 360-943-8613

Volcanic Manufacturing LLC
82 Tiny Drive
Skamania, WA 98648

360-943-8613

product guide

Welcome to the ninth annual IPMBA Product Guide! This year's guide begins with a "Dream Bike" built through the Product Purchase Program and concludes with a list of suppliers who support IPMBA. In between are a virtual tour of Interbike and the London Cycling Show, as well as a series of informative product reviews to keep you on the cutting edge of public safety cycling. *Pages 5-21.*

Dream Bike 2011: Your Product Purchase Program at Work!

by Brad Miller, PCI #928/EMSCI #247
Lewisburg (PA) Police Department
IPMBA Membership Coordinator

Are you making the most of your IPMBA membership? How much money have you saved yourself and/or your department this year? Every administrator utters the words, "how much!?" whenever you ask for new equipment. Why not show them how much IPMBA is saving you and your department? Or maybe you don't know how much you could save. If you are one of the many who has never checked out the Product Purchase Program section on the website, you need to...now!!

To illustrate just how much money you can save, I have assembled for you a virtual "Dream Bike". That's right, you don't have to look any further than right here to get a fully-loaded bike, uniforms and a few add-ons, at a savings of more than \$600! Instead of saying, "It will cost us...", wouldn't you rather say, "I can save us... through IPMBA's Product Purchase Program!"?

If you are one of the many who has never checked out the Program on the website, you need to...now!

To get started, you will most definitely need to buy a patrol bike. Several bicycle manufacturers offer a variety of discounts to IPMBA members. A very popular choice amongst public safety cyclists is **Volcanic Bikes**, which offers several levels of custom-built bikes. I chose the Volcanic APB, which retails for \$1499 with a lot of great components included. Although a value at that price, Volcanic is offering it to you for \$1350!

Now that we have a bike, we need a bunch of accessories to build it into a true "dream bike". While Volcanic does offer most accessories at the same great discount, I wanted to make you aware of some of the other companies that support IPMBA members and offer discounts exclusively for you. All of these companies are listed

in the Product Purchase Program at www.ipmba.org/ppp.htm.

I chose **Cycle Siren's** light package for the front of the bike. This light retails for \$385 but you pay only \$346.50. For the rear light, I went to **Police Bike Store** and found a \$15 light for only \$12. While checking out the Police Bike Store, make sure you grab a bag for the rear of the bike. For IPMBA members, they are marked down from \$60 to \$48. Of course, you will need a rack to hold that bag in place. I checked with our friends at **4Bike-Police.com** and found a \$42 rack for only \$37.80.

Most administrators want to know how much their bike patrol is being utilized. Why not grab an on-bike computer from **Madison Bicycle Shop**? Walk-ins pay \$75, but IPMBA members can have one for only \$63.75.

Do you happen to have a tender caboose and want to upgrade your seat? Check out **Bycycle**, where you can get a \$225 seat for the IPMBA rate of \$180. You may also

want to keep a spare set of tires around, just in case. If so, you will definitely

want to visit our long-time supporters at **Kenda**. Two tires that normally run \$60 would cost you only \$24 with your IPMBA membership.

No patrol bike would be complete without a properly attired rider. So we'll start at the top with a helmet and glasses from **Rudy Project**. Retail price of this helmet is \$150 and the glasses are \$175, but they can be obtained by IPMBA members for only \$90 for the helmet and \$105 for the glasses!

We have many friends who offer wonderful deals on clothing. I turned to **MOCEAN** and assembled two shirts, a pair of pants and a jacket that typically run \$554 for the set for just \$421.50. To keep you comfortable under your vest, make

sure to talk to Don Erb from **Tactical Wear Online**, where you can find a \$25 shirt for only \$20. Cover those mitts with some **Spenco** gloves for \$22.80. That's a savings of 40% over the retail price of \$38.00. Please don't forget what I consider to be one of the most important pieces of personal clothing – padded shorts. I have personally tested Giordana padded shorts from **Gita Bike** and found them to fit perfectly into the "dream bike" theme. These shorts are marked down from \$80 to only \$72 for members. **Sock Guy** will hook you up with a pair of socks that would normally cost \$12 for only \$8.40. Top that off with a pair of shoes from **Patrol Cycle** for \$80, a savings of \$10 from the retail price of \$90.

We're almost ready to ride! But what time is it anyways? Grab a **Timex** watch that would normally cost \$70 for \$49. Last but not least, fuel up. Why not add a case of energy bars from **Nugo Nutrition** for \$15.25 instead of the normal cost of \$23.85?

Wow, that's a lot of equipment! So how much did your IPMBA membership save your agency? If you were to purchase all of these items at retail price, it would cost you \$3,579.85. By utilizing IPMBA's **Product Purchase Program**, the total cost of this "Dream Bike" package would be \$2,946. So, are you utilizing your IPMBA membership to build *your* dream bike?

All of the above listed products, along with many, many more, can be found on IPMBA's Product Purchase Program on the following pages. Check it out...NOW!

Brad is an IPMBA Police and EMS Cyclist Instructor who has been a police cyclist since 2002. He is currently serving as the Membership Coordinator on the IPMBA Board. Brad is a life-long cyclist and can often be found riding trails in the Appalachian Mountains in central Pennsylvania. He can be reached at ofcbrad@hotmail.com.

Product Purchase Program

Welcome to the new and improved IPMBA Product Purchase Program! In an effort to make your shopping

experience more focused and productive, participating companies are now listed by category. Each company appears in the category that best represents the nature of their product line. There may be some overlap, so be sure to check out all the categories and listings.

Full listings of the Product Purchase Program are maintained at www.ipmba.org/ppp.htm. Visit often for new listings and updates. Listings link directly to company websites, so browse around and start saving! Not sure where to start? Read *Dream Bike 2011* on the previous page.

Corporate Members



BRATWEAR

Product: Bike Uniforms
Cost to Members: 10% off Standard Price List
Contact Name: Sara or Sally
Contact Info: 253-517-4000/sara@bratwear.com or sally@bratwear.com
Website: www.bratwear.com



CYCLE FORCE GROUP

Product: Bikes & Accessories
Cost to Members: 20-35% off Retail
Contact Name: Graham Watkins
Contact Info: 515-232-0277/grahamw@cyclefg.com
Website: www.cyclefg.com



MOCEAN

Product: Bike Patrol Uniforms
Cost to Members: 25% off Retail
Contact Name: Bill Levitt
Contact Info: 877-662-3680/moceanbl@aol.com
Website: www.mocean.net
Notes: Discount available only on orders placed directly with Mocean.



POLICE BIKE STORE

Product: Fuji, S&W, Lights, Sirens, Bags, Accessories, Uniforms, More
Cost to Members: Addl 10-20% already discounted web prices
Contact Name: Michael Espejo
Contact Info: 309-797-9028/
info@policebikestore.com
Website: www.policebikestore.com



R & B FABRICATIONS

Product: Panniers & Safety Vests
Cost to Members: 15% off Retail
Contact Name: Liz Meeker
Contact Info: 800-553-1911/info@rbfab.com
Website: www.rbfab.com



VOLCANIC BICYCLES

Product: Bikes, Accessories, Outdoor & Camping Gear
Cost to Members: Contact for Discount Price List
Contact Name: Eric Kackley
Contact Info: 360-943-8613/
eric@volcanicbikes.com
Website: www.volcanicbikes.com

Bicycles

ELLSWORTH HANDCRAFTED BICYCLES

Product: Truth, Evolve, Epiphany, Moment Frames
Cost to Members: 20% off Retail
Contact Name: Dan Maloney or John McPartlan
Contact Info: 760-788-7500/
danm@ellsworthbikes.com/
johnm@ellsworthbikes.com
Website: www.ellsworthbikes.com
Notes: Contact for size, color, shock choice, and delivery.

MARIN BIKES

Product: Bicycles
Cost to Members: Contact for Discount
Contact Name: Alex Wise
Contact Info: 800-222-7557/alex@marinbikes.com
Website: www.marinbikes.com
Notes: Bikes are available through dealers. Contact Alex for dealer specifics and ordering information.

MONTAGUE BIKES CORPORATION

Product: Paratrooper Tactical Folding Mountain Bike
Cost to Members: Special Prices on Selected Models
Contact Name: Jonathan Vandenberg
Contact Info: 800-736-5348 x 204/
jvandenberg@montaguebikes.com
Website: www.montaguebikes.com

TERRY PRECISION CYCLING

Product: Bikes, Accessories, Seats, Apparel
Cost to Members: Terry Apparel -- wholesale; see notes for more.
Contact Name: Abbie Newell
Contact Info: 802-861-7615/
abbie@terrybicycles.com
Website: www.terrybicycles.com
Notes: Contact Abbie via email for pro deal form.

The IPMBA Product Purchase Program was updated as of January 2011. Information has been provided by the participating companies and is subject to change without notice. Participation in the Product Purchase Program does not indicate endorsement or recommendation by IPMBA, nor does it indicate the company's sponsorship of IPMBA.

Bicycle Accessories and Components

BYCYCLE, INC.

Product: Bicycle Saddle
Cost to Members: 20% off Retail on any Product
Contact Name: Jim Bombardier
Contact Info: 877-397-2165/
 bycycleinc@qwestoffice.net
Website: www.bycycleinc.com

BRAKE DIRECTOR

Product: Brake Director: One-Hand Power Braking System for Bicycles
Cost to Members: \$102
Contact Name: David Krafchick
Contact Info: 206-285-6518/
 davidk@brakedirector.com
Website: http://www.brakedirector.com/police.htm
Notes: Contact with member number for directions to a special purchase page. Special Police Bicycle Setup Available. Call for details.

CANE CREEK CYCLING COMPONENTS

Product: Suspension Seatpost
Cost to Members: \$94.92
Contact Name: Chris Strout
Contact Info: 800-234-2725/chris@canecreek.com
Website: www.canecreek.com

CYCLEAWARE

Product: Cycling Mirrors and Day-to-Night Visibility Products and Accessories
Cost to Members: 15% off Retail
Contact Name: Amanda Jung
Contact Info: 831-333-9135/info@cycleaware.com
Website: www.cycleaware.com
Notes: Online: enter discount code IPMBA; phone: mention IPMBA when placing order.

ERGO THE SEAT

Product: "The Seat" Ergonomic Bike Seat
Cost to Members: \$35 lycra/gel; \$28 vinyl; \$20 faux leather
Contact Name: Thomas White
Contact Info: 425-333-6161/
 daedalus@nwlink.com
Website: www.thecomfortseat.com

ERGON USA

Product: Ergonomic Grips, Backpacks, Tools
Cost to Members: 35% off Retail
Contact Name: Jeffrey Neal
Contact Info: 323-428-3495/jeffrey@ergon-bike.com
Website: www.ergon-bike.com

FOX RACING SHOX

Product: Fox Racing Shox MTB Suspension
Cost to Members: 45% off Retail
Contact Name: Andrew French
Contact Info: 800-369-7469/
 afrench@foxracingshox.com
Website: www.foxracingshox.com
Notes: Contact for order form; fill out completely and return by fax or email. Allow 1-3 weeks for processing.

KENDA USA

Product: Premium Bicycle Tires & Tubes
Cost to Members: 60% off MSRP
Contact Name: Karen or Cindy
Contact Info: 614-866-9803/
 bicycle@kendausa.com
Website: www.kendausa.com
Notes: Contact for Order Form.

MOUNTAIN RACING PRODUCTS

Product: Power Grips, Straps/Pedals, White Bros. Forks, Kreidler Rollers, Tamer Suspension Seatposts
Cost to Members: 20% off Retail
Contact Name: Billie Uriguen
Contact Info: 800-999-8277/info@mrpbike.com
Website: www.mountainracingproducts.com

SWAGMAN

Product: Bicycle Carriers (Roof/Hitch/Trunk)
Cost to Members: 15% off Retail
Contact Name: Debbie Finnie
Contact Info: 800-469-7924/
 debbief@swagman.net
Website: www.swagman.net
Notes: All Shipments Made from Orville, WA.

VMI LOGISTICS, LLC

Product: Wipperman Chains
Cost to Members: Wholesale Pricing
Contact Name: Ashley Shapiro
Contact Info: 800-422-2104/970-472-0125/
 ashley.shapiro@cantitoeroad.com
Website: www.cantitoeroad.com
Notes: Contact for order form. Provide name and membership number when ordering.

WTB

Product: Tires, Saddles, Pedals, Wheel Parts
Cost to Members: 15% off Wholesale Prices
Contact Name: Mike Clifford
Contact Info: 415-389-5040 x 20/
 mcclifford@wtb.com
Website: www.wtb.com

Bike Patrol Supply Companies

4BIKE-POLICE.COM

Product: Police Bikes by Fuji, S&W, Marin, KHS; Complete Bike Accessories and Duty Gear
Cost to Members: 10% off Regular Prices
Contact Name: Mark "The Masked Merchant" Leonard
Contact Info: 501-517-5338/
 LCGInc@sbcglobal.net
Website: www.4bike-police.com
Notes: When ordering online, use coupon code IPMBA 10 for 10% discount.

BIKE TAC DESIGNS

Product: Siren, Helmet Earphone, Smith & Wesson Bikes & Accessories
Cost to Members: Contact for Discounts
Contact Name: Shelley Gale
Contact Info: 541-892-5344/l.gale@biketac.com
Website: www.biketac.com
Notes: Send email with IPMBA membership.

CYCLOPS

Product: Bicycle & Tactical Ops Equipment & Accessories
Cost to Members: 10-30% off Retail
Contact Name: Ashley Foster
Contact Info: 843-259-8368/
 cyclopstact@yahoo.com

MADISON BICYCLE SHOP

Product: Bikes, Uniforms, and Accessories
Cost to Members: Up to 15% off; up to 12 months financing same as cash
Contact Name: Sal Piccolo
Contact Info: 973-377-6616/
 contact@madisonbicycleshop.com
Website: www.madisonbicycleshop.com
Notes: Complete police application. Call to demo a complete police mountain bike.

PATROL BIKE SYSTEMS

Product: Bikes, Uniforms, Equipment, Park Tools
Cost to Members: Contact for Pricing
Contact Name: Mark Eumurian
Contact Info: 800-208-2032 x 201/
 patrolbike@earthlink.net
Website: www.patrolbike.com

PROMARK INT'L INC.

Product: Full Line Law Enforcement Equipment
Cost to Members: 40% off Most Products
Contact Name: Kenneth Battcher
Contact Info: 800-645-4443/promarkint@aol.com
Website: www.publicsafetymall.com

Clothing and Accessories

MAXIT DESIGNS

Product: Under Helmet Thermal Accessories, Sock Liners, Wicking Headbands
Cost to Members: 35% off Retail
Contact Name: Liz Fuoco
Contact Info: 800-556-2948/info@maxit-inc.com
Website: www.maxit-inc.com, www.headgator.com
Notes: Please provide IPMBA membership number and expire date.

SPENCO IRONMAN CYCLING GLOVES

Product: Spenco/Ironman and Police Cycling Gloves
Cost to Members: 40% off MSRP
Contact Name: Bill Paine
Contact Info: 215-327-5206/painews@aol.com
Website: www.spencogloves.com
Notes: Order directly through Bill Paine.

SWIFTWICK

Product: Athletic Socks, Arm Warmers
Cost to Members: 15% off Retail
Contact Name: Emily Hobbs
Contact Info: 615-370-8611/info@swiftwick.com
Website: www.swiftwick.com
Notes: Online: enter discount (coupon) code IPMBA at checkout.

TACTICAL WEAR ONLINE

Product: Under Armour Performance Wear
Cost to Members: 20-25% off MSRP; Free shipping over \$200; monthly specials
Contact Name: Donald Erb, PCI #205/EMSCI #018
Contact Info: 717-666-2348/erbd@tacticalwearonline.com
Website: www.tacticalwearonline.com
Notes: On checkout page, enter IPMBA1 in the promotional code box. Click update at the bottom of page to update the total.

ZENSAH

Product: Technical Shirts & Shorts
Cost to Members: 30% off Regular Cost
Contact Name: Ryan Oliver
Contact Info: 877-614-5076/customer@zensah.com
Website: www.zensah.com
Notes: When ordering online, type "IPMBA30".

ZOIC CLOTHING

Product: Cycling Apparel
Cost to Members: 40% off Retail
Contact Name: Customer Service
Contact Info: 877-484-9642/info@zoic.com
Website: www.zoic.com
Notes: Use code PUBS2011 at online checkout.

EMS

FIRST AID SUPPLIES PLUS

Product: Panniers, Lights, EMS Supplies, AEDs, more
Cost to Members: 15% off retail
Contact Name: Trisha Fitzgerald
Contact Info: 703-449-5438/sales@firstaidsuppliesplus.com
Website: www.firstaidsuppliesplus.com
Notes: Call or email with proof of membership for discount code for online purchases.

OPENHOUSE PRODUCTS

Product: Panniers, Cycle Bags, Lyteline High-Viz Products
Cost to Members: 15% off Regular Prices
Contact Name: Bruce Burns
Contact Info: +44 (0) 1422 824777/bruce@openhouseproducts.com
Website: www.openhouseproducts.com
Notes: Provide IPMBA membership number when ordering.

STAT PACKS

Product: Trauma Bags & Accessories
Cost to Members: 15% off MSRP
Contact Name: Andrew Tepper
Contact Info: 435-627-2265/atepper@statpacks.com
Website: www.statpacksstore.com
Notes: Must contact Andrew directly for discount.

Eyewear

FOSTER GRANT/ GARGOYLE SUNGLASSES

Product: Sunglasses
Cost to Members: 40% off MSRP
Contact Name: Bill Paine
Contact Info: 215-327-5206/painews@aol.com
Website: www.fostergrant.com

GATORZ EYEWEAR

Product: Eyewear (Polarized, Photochromic, and Defender Series Lens)
Cost to Members: 25% off published retail rates
Contact Name: Tom Harwood
Contact Info: 760-804-3599/tom@gatorz.com
Website: www.gatorz.com
Notes: Must contact Tom directly.

REVISION EYEWEAR

Product: Sawfly Eyewear, Hellfly Sunglasses, Wolfspider, Desert Locust & Asian Locust Goggles, Rx Carrier Vision Correction System
Cost to Members: 30% off MSRP up to five items
Contact Name: David Walsh
Contact Info: 802-879-7002/dwalsh@revisionmilitary.com
Website: www.revisioneyewear.com
Notes: Enter "IPMBA" into the discount code field during checkout to receive 30% off.

RUDY PROJECT EYEWEAR

Product: Sunglasses, Sport Eyewear, Helmets, Goggles
Cost to Members: 35% off Retail
Contact Name: Chris Lupo
Contact Info: 949-272-2457/chris@rudyprojectusa.com
Website: www.rudyprojectusa.com
Notes: Online: Go to www.e-rudy.com. Add items to cart and checkout. Enter VIP code: sportmask.

ZEAL OPTICS

Product: Sport Eyewear and Goggles
Cost to Members: 50% off retail.
Contact Name: Terri Gooch
Contact Info: 888-454-9325/service@zealoptics.com
Website: www.zealoptics.com
Notes: Enroll at www.promotive.com/ext/law to place discounted orders.

Lights, Sirens, and Electronics

ALERTE SYSTEMS

Product: "Trail-Blazer" Bike Light Kit
Cost to Members: 10% off 1-10 units; 15% off 11-20 units
Contact Name: Bill Phillips
Contact Info: 800-728-1536/sales@alertesystems.com
Website: www.alertesystems.com

CATEYE ELECTRONICS

Product: Computers, Heart Rate Monitors, Lighting Systems
Cost to Members: Pro-Deal Pricing
Contact Name: Ellen Hall
Contact Info: 800-522-8393/ellen@cateye.com
Website: www.cateye.com
Notes: Contact Ellen for Pro-Deal form, pricing, and availability. Group and bulk orders preferred; one contact per agency/order.

CYCLE SIREN

Product: Cyclesiren Police & EMS Mini-Sirens for Bike Patrol
Cost to Members: 10% off Retail
Contact Name: Greg Bohning
Contact Info: 877-477-4736/info@cyclesiren.net
Website: www.cyclesiren.com
Notes: E-mail or call with your name and IPMBA membership number.

CY GOLITE

Product: Advanced Bicycle Lighting Systems
Cost to Members: 35% off Retail
Contact Name: Andrew Ibanez
Contact Info: 714-437-7752/bikes@cygolite.com
Website: www.cygolite.com

MAKLITE

Product: Illuminated Safety Light Products
Cost to Members: \$7.00
Contact Name: William Maki
Contact Info: 800-888-5427/libra.safety@prodigy.net
Website: www.librasafety.com

Footwear, Maintenance, and Specialty Items

Footwear

PATROL CYCLE LLC

Product: Patrol Cycle Shoe
Cost to Members: \$79.95
Contact Name: Mark Eumurian
Contact Info: 800-208-2032 x 201/
 patrolbike@earthlink.net; bgorton@patrocycle.com
Website: www.patrocycle.com,
 www.patrolbike.com

Maintenance

IOSSO PRODUCTS

Product: Cleaners & Lubes for Guns & Bikes
Cost to Members: 20% off Retail
Contact Name: Marianne Iosso
Contact Info: 888-747-4332/
 iossoproducts@iosso.com
Website: www.iosso.com

PROGOLD LUBRICANTS

Product: ProLink Chain Lube, ProGold Lubes,
 EPX
Cost to Members: 40% off Retail
Contact Name: Doug or Van
Contact Info: 800-421-5823/progoldmfr@aol.com
Website: www.progoldmfr.com

UNITED BICYCLE SUPPLY

Product: Bicycle Tools and Parts
Cost to Members: Wholesale Pricing to
 Departments
Contact Name: Mark Super
Contact Info: 541-482-1750/ubs@bisp.net
Website: www.unitedbicyclesupply.com
Notes: Call to establish an account for your department to be
 eligible for wholesale pricing on all products.

Specialty Items

ARMORPUR

Product: Odor Neutralizing Products for Body
 Armor
Cost to Members: 10% off Retail
Contact Name: Lorenza Vidris
Contact Info: 973-244-1862/
 Contact@armorpur.com
Website: www.armorpur.com
Notes: Enter coupon code "IPMBA" on check out page; 10% will
 be automatically deducted.

ELHN BADGE & EMBLEM DESIGN

Product: Custom Police Badges, Emblems, Pins,
 Coins
Cost to Members: 25% off
Contact Name: ELHN Rep
Contact Info: 800-316-3001/
 elhnbadgedesign@aol.com
Website: www.elhnbadge.com
Notes: Call or email design/quantity for price quote.

GSM OUTDOORS

Product: Epic Action Cam
Cost to Members: 5% Discount
Contact Name: Michelle Delafuente
Contact Info: 877-269-8490/
 mdelafuente@gsmorg.com or info@gsmorg.com
Website: www.gsmoutdoors.com
Notes: Email orders to orders@gsmorg.com.

LIFT & STORAGE SYSTEMS, INC.

Product: Automatic Bike Lift Storage Systems
Cost to Members: \$4,200 (30 bikes); \$6,200 (60
 bikes)
Contact Name: Shawn Jones
Contact Info: 800-825-4777/sjones@liftstore.com
Website: www.liftstore.com

NUGO NUTRITION

Product: Nutrition/Energy Bars
Cost to Members: \$1.02/bar; \$15.25/box
Contact Name: Keith Rohrluck
Contact Info: 888-421-2032/
 krohrluck@nugonutrition.com
Website: www.nugonutrition.com
Notes: Call 888-421-2032 to order, and have your IPMBA
 membership number & expiration date handy.

POLAR ELECTRO INC.

Product: Polar Heart Rate Monitors
Cost to Members: Wholesale Pricing
Contact Name: Tricia Sterland
Contact Info: 877-630-9924/
 tricia.sterland@polarusa.com
Website: www.polarusa.com
Notes: Email Tricia for order form.

PROMOTIVE.COM

Product: Outdoor-Bike-Action Sports Gear
Cost to Members: Promotional Prices on Gear;
 Free Pro-Deal Membership
Contact Name: Peter Lake
Contact Info: 877-420-2766/
Website: www.promotive.com/ext/law
Notes: Go to the website and apply for the law enforcement team.

PUBLIC SAFETY LOGOS

Product: Badges, Badge Cases, Patches, Challenge
 Coins, Ranger Buckle Sets
Cost to Members: 15% off + drop ship free
Contact Name: Michael Carrizales
Contact Info: 713-851-4549/
 sales@publicsafetylogos.com
Website: www.publicsafetylogos.com
Notes: Code: 20PMBA10 and IPMBA membership number must
 accompany order.

SUPERIOR GEAR

Product: Chain Stain Away Pant Protector
Cost to Members: 10% off Regular Price; quantity
 discount for 10 or more.
Contact Name: Frank Pollari
Contact Info: 888-519-2250/sales@superior-
 gear.com
Website: www.chainstainaway.com
Notes: For online ordering, enter IPMBA5 in the coupon box.

TIMEX WATCH CORPORATION

Product: All Timex Products
Cost to Members: 40% off MSRP
Contact Name: Bill Paine
Contact Info: 215-327-5206/painews@aol.com
Website: www.timex.com

Training and Uniforms

Training

LOUKA TACTICAL TRAINING LLC

Product: Video: Firearms & Training Issues
Cost to Members: \$23, incl. shipping
Contact Name: Lou Ann Hamblin
Contact Info: 734-697-6342/
 louannblackwidow@aol.com
Website: www.loukactical.com

REDMAN TRAINING GEAR

Product: Defensive Tactics Training Gear
Cost to Members: 10% off Retail
Contact Name: Bob Brothers
Contact Info: 800-865-7840/
 bob.brothers@redmangear.com
Website: www.redmangear.com

Uniforms

OLYMPIC UNIFORMS/J. MARCEL

Product: Bike Patrol Uniforms
Cost to Members: 10% off Retail Prices
Contact Name: Julie Cruise
Contact Info: 888-722-9222/
 reps@olyuniforms.com
Website: www.olyuniforms.com

We'll Be Back in Vegas Again!

by **Charlie Summers, PCI #512**
Illinois State University Police Department
IPMBA Industry Liaison

The buzz at Interbike this year was that this was the last year Interbike would be in Las Vegas. The show's promoters scheduled Interbike to premiere in Anaheim, California, for 2011. However, after the show, Interbike announced it would return to Vegas after all.

As the saying goes, "what happens in Vegas stays in Vegas", except Mitch kept me waiting at the airport for over an hour



and a half after missing his flight due to questionable circumstances. I made the best use of my time at the airport preparing for the next few days.

The delay worked to our advantage. A message from Andy Paradowski of Hayes Bicycle Group told me to look him up when we arrived. After collecting Mitch's bags, which did arrive on time, and then Mitch, we shuttled to the hotel, dropped off our stuff, and headed to the convention center to meet up with Andy.

We made our way to the Hayes booth, where Andy proceeded to give us a preview of the new items Hayes had to offer for 2011. The new Hayes Prime brakes are simply sweet. They feature an all new caliber with larger pistons; a new, stiffer two-piece rotor; a redesigned pad system; and a user-friendly adjustment system. They come in two different models: the Prime Pro and Prime Expert. Hayes claims this is their most powerful

braking system to date. The Hayes Disc Brakes Tech Clinic at the IPMBA Conference will focus on how to maintain the Prime. Andy had to finish setting up and preparing for his seminars, so we looked up some of our other well-known vendors. We visited to the Marin booth first. Let me tell you – if you are a 29er fan, their new carbon 29er is super sweet. I'm not real big on 29ers, but this one really caught my eye. It is loaded with top-notch components and it won't break your bank account like some high end bikes with comparable components. The rest of their line has also been upgraded for 2011, and I'm super stoked.

We moved on and located several of our loyal supporters, including Bike Medicine, Park Tool, Fox Racing Shox, Cycle Force Group, Ergon, Kenda, and Cygolite, so we could thank them in person for supporting our great organization. After spending almost two hours in the show before it even started, we had accomplished several things on our "to do" list. We decided to call it a day and go fuel our bodies in preparation for opening day.

On opening day, we got up early to make our way to the IMBA breakfast before they opened the doors. However, when we arrived we heard it was moved to day two. Everyone piled into the SRAM meeting room to scarf down some bagels and pastries (thanks, SRAM!) before heading up to the show. We didn't get far before we ran into wall-to-wall people. This year's attendance far surpassed that of last year. The place was simply crowded and enthusiastic. The atmosphere was even more electrified than in past years.

Mitch and I were in awe of some of the products out on the market for 2011. SRAM and Shimano introducing their new line of 2X10 products. These new lines are the wave of the future for mountain bikes. Almost all the new bikes had some sort of 2x10 products on them from one of these two big brands.

We were also excited with the new line of Osprey Hydration Packs. They are

equipped with a built-in rain cover to keep your materials inside dry, which was a very nice feature. They also provide a variety of different models to fit everyone's personal needs.

The Azonic team also ventured into new territory this year, with the debut of the XC line of helmets, which you will read about in a future review. This helmet is available in a matte black finish with 20 air vents to keep you cool during those long hot summer days of patrol.

Another product which Mitch thought was exceptionally nice was a portable air tank called the Prestaflator, from Prestacycle. It is a paintball-style tank which can be filled with nitrogen (N2) to air up your tires. You will be hearing more on this product later. They also carry a line of compact tools, which were super sweet as well. I look forward to working with them in the future.

These were just a few products from day one. The day just flew by. There were many more products we liked, but these really caught our eye.

On day two, we again awakened early to hit the IMBA-sponsored breakfast. We got there just in time to score a seat. The crowd filled the room, and after seeing the spread they put on, I understood why. They had a nice array of food and some great presentations from industry reps and supporters. It was well worth getting up for!

After that, day two was simply a blur. We hooked up with one of our newest instructors, Jeff Britton from Central Point, Oregon, who was also attending the show. Our mission was to talk with shoe manufacturers in hopes of discovering some viable new options for cycle patrol. We spoke with the Pearl Izumi reps, who offered several different shoes which I would consider for patrol use, including a nice urban design shoe.

The Five Ten group offered up some new editions to their line as well. Jeff advised

(Continued on page 11)

Vegas

(Continued from page 10)

he has worn Five Ten on patrol and absolutely loves them. He wears them off-duty as well. They were showing two new versions – the Cyclone and the new clipless Greg Minnaar shoe. Jeff and I were both impressed.

We visited with IPMBA Corporate Member Louis Garneau USA. I introduced Jeff to Heidi Myers, who is absolutely great to us. She hooked him up with their Lite Trainer to put to the test – his review appears elsewhere in this issue of *IPMBA News*. We also checked out some others brands which you'll be hearing about in later editions.

We checked in with old friend Tim Schurr, lead instructor for the IPMBA Maintenance Officer Certification Course, who is always entertaining, to say the least. Long-time IPMBA supporter Mark Eumurian graciously showed us all the new Park Tools.

We stumbled upon the Tallac/TwoFish/King Cage display of accessories and on-

bike storage solutions. We particularly liked a stealthy tool bag carrier, the "Behold", which attaches to any standard bottle cage mounts. ZeroGoo's Trent Ballentine demonstrated the Human Fuel gel/hydration pack delivery system, which



might be useful on extended bike patrol, military, BRT applications, etc.

We ended day two with a stop at the Surly booth, where we examined one of their new super stout trailers. This thing will carry a load, just ask Mitch. They seemed

very interested in coming up with a deal for LE and EMS.

The final day was spent going back and making sure we covered everything and everyone on our list. We secured some items for the silent auction for the annual conference, April 14-16, 2011, in Richmond, Virginia. We have some promising prospects to continue to follow up on. Finally, we were truly honored to meet a true legend in the world of mountain biking, Tinker Juarez. Mitch and I walked away from our conversation with Tinker with a memorable moment.

To sum up the show, the bikes and components continue to get better and better every year. Ladies and gentlemen, 29ers are here to stay. This year's show proved that, with the many new designs and products for them. Two-by-ten gearing seems to be the up and coming trend, and Mitch's beloved belt drive single speeds continue to expand. I hope you enjoyed the show!

Charlie serves as industry liaison on the IPMBA Board of Directors. He can be reached at cesumme@ilstu.edu.

WEAR THE BEST


rigid midsole with flexible toe section for comfort when riding, running or walking.

great grip off the bike with the tough natural rubber sole

natural breathable top grain leather upper

designed for clip-in or regular pedals

comfortable inner lining



SPECIAL IPMBA DISCOUNT PRICE 79.95

REGULAR RETAIL 109.95. SHIPPING AND HANDLING WITHIN USA \$8.90/PR

order: www.patrolcycle.com
freecall USA, 800 208 2032

USA DISTRIBUTION
PATROL BIKE SYSTEMS
P.O. BOX 8308
ST PAUL, MN 55109-0308
TEL : 651 773 8763

UK DISTRIBUTION
CYCLE FORCE UK LTD
16 MARKET STREET
BRACKNELL, RG12 1JG
TEL : (011344) 862950

The London International Cycle Show

7-10 October 2010 – Earls Court, London

by the London Ambulance Service &
 St John Ambulance Cycle Response Units
 London, England

The 2010 Cycle Show was even more special than usual. Firstly because it was the last time the Cycle Show will be held in Earls Court, which has an interesting past. In the late 19th century, Queen Victoria used to visit frequently to watch the infamous Buffalo Bill's Wild West Show. Yee-ha! In 1937, the building that stands here today opened; at the time, it was the largest building in Europe, measured by volume!



Next year the show will be held in the NEC in Birmingham.



And second reason this show was special is the vast increase in the number of cyclists in the UK, both commuters and recreational, meaning the show is busier than ever. The recent launch of London's Bicycle Hire scheme and the increasing number of emergency services bikes on the road means our great capital is going pedal crazy!



The show is comprised of one large hall, with three indoor tracks: one for testing commuter bikes, one for testing mountain bikes, and one for children. There is also a stage area where various Q&A sessions are held throughout the show; one of my highlights being the session with author Robert Penn. He has recently

released a book called *All about the Bike*, which narrates his quest to build the ultimate dream bike. The Public Safety Cycling (PSC) stand was across the way from the stage, so we were lucky enough to hear all of the talks.

The PSC stand, as in previous years, proved very popular with visitors over the weekend – particularly younger visitors who excitedly gathered around the police bike, desperate to press the siren button and to see the equipment the St John Ambulance bicycle can carry in its impressive rear pannier. A range of information from St John Ambulance, the City of London Police and PSC was available for visitors to take away.



UK IPMBA member Ashley Sweetland, who is the National Cycling Adviser for St John Ambulance and manager of the London Cycle Response Unit (CRU), co-ordinated the emergency services presence on the

stand, along with Davina Plummer from the City of London Police cycle squad. Ashley provided members of his team to provide medical cover throughout the four-day event, while Davina ensured a police cyclist was available to answer questions.



St John Ambulance London CRU member and nursing student Kerrie Eichenberger led medical provision for the show, working in partnership with event organisers. Along with the usual range of cuts and bruises that come with cycle tracks, a serious accident occurred that led to one of the BMX riders being evacuated by London's Helicopter Emergency Service (HEMS, staffed by a doctor & London Ambulance Service Paramedics) to hospital, a rescue which Kerrie and her St John Ambulance London CRU colleague Peter Catt co-ordinated. Well done to them both for treating this badly injured person well; we all hope he has improved.



As you would expect, the four days were a showcase for all things quintessentially British. The British made and manufactured folding bikes Bromptons have a huge stand as do Pashley, one of England's last bike builders. The British-made rack bags Carradice have seen a recent resurgence in popularity. Each one is signed by the person who made it.

The "6 Pack" Exposure light was attracting a lot of attention. It is hard to miss, as it pumps out 1800 lumens, from 6 LED's. The battery will last three hours on high, ten hours on medium, and 24 hours on low. This new, super-bright light is a remarkable bit of kit, and it only weighs 500 grams, including the bracket. It does not come cheap, though! It is retailing for around £450 in the UK. IPMBA Instructor Paul Davies has helped design an emergency services version which is now in production; we will let you see the first working sample soon.



Also attracting lot of attention was the Yoga for Cyclists stand. It could be easy to dismiss this stand, but after a lengthy chat, I was sold. Spending a lot of time on your bike can leave your muscles feeling tight, and yoga can really help to relieve that stiffness. Furthermore, the breathing practices used in yoga can really help you control your breathing when riding, which can never be a bad thing!

From all of us at PSC in the UK and our partners in the emergency service cycle teams.

Akslen "Night Stalker" Headlight

by Sergeant Jeff Britton, PCI #1205
Central Point (OR) Police Department

While attending the 2010 Interbike trade show in Las Vegas, I visited the Cycle Force Group booth and found a light system that I thought was worth trying. Cycle Force Group is a distributor for Smith and Wesson Police bikes, and they also offer bike patrol accessories through their web site, www.cyclefg.com. Cycle Force Group is also a Corporate Member of IPMBA.

The light I found is the Akslen "Nightstalker", which sells for \$44.95. If you have priced lighting systems for bike patrol, you know that they can run several hundred dollars. I decided to try it out so that departments on a tight budget would have access to a tool they need to get their bike patrol program going.

The Nightstalker runs on four AA batteries, which were included in the package. The lights are a white LED system. The light features a handlebar mounting bracket, low power indicator, high and low beam settings, dual strobes, and flip-up lenses. The lenses are offered in red, blue, clear, amber, and green. Replacement lenses are available for \$3 each through Cycle Force Group. The light output is listed as 1000+ candlepower, but it does not have a lumen rating. Battery life is listed as 12 hours on steady high output, 18 hours on steady low output, and 80 hours on flashing. The company lists the weight at 131 grams, without batteries.

I noticed that the high output white lights on steady power were brighter than some of the more expensive 1- to 2-watt lights. With the flip-down red and blue lenses, the flashing mode was a definite attention-getter during the night. It was still visible during the day, although it was harder to get attention. I used it

to make traffic stops and subject stops on both day and night patrol.

The light has a water-resistant housing, which is important for those who patrol in the rain. It is operated via a rubber button on the top of the unit. Pushing the button once activates the flashing mode, the second push of the button brings the light to low output, and the third push puts the light in high output mode. While the light was attached to my handlebars, the bracket had quite a bit of flex. When I pushed down on the top button to activate the light, the light housing would flex down and felt like it might break. Therefore, I had to be very careful while riding and activating any change in the lighting. I had to use one hand to steady the light and the other to push the button to avoid any chance of breaking the handlebar bracket. Although the light housing has not broken, it feels like it might at any time, so Akslen may want to modify the bracket set up for greater stability.

On night patrol, the visibility was good, especially for a light that takes four AA batteries. I have another light that is rated at 60 lumens, and the Nightstalker appears to be brighter and offers better visibility. That said, I would use it more to be seen than for visibility. I am going to use it primarily for the emergency lights with a second helmet mount light for visibility.

The Nightstalker is only available at this time through Cycle Force Group. The direct website address for the light is: <http://www.cyclefg.com/shop/product.php?productid=714000058&cat=346&page=1>.

Jeff Britton is a sergeant with the Central Point (OR) Police Department. He has been a member of the bike patrol team since 2004. He was a LEBA instructor since 2005 and completed the IPMBA Instructor Course in Tacoma, Washington, in August 2010. He can be reached at jeff.britton@centralpointoregon.gov.





SUPPORT A COMPANY
IPMBA MEMBERS
Professional Italian

LIMITED TIME
INTRODUCTORY OFFER!

*"Rudy Project makes the very best
shooting eyewear available!"*

photo panteao productions

GENETYK
3-Lens Shooting Shield Kit
\$350 MSRP
IPMBA Price - \$175

Need it in a prescription?
Get 50% off your Rudy Rx today at:
www.e-rudy.com/rudyRx/ use code: IPMBA

Go to: e-rudy.com | IPMBA VIP code: IPMBA

Laser Black

ImpactX™ Photo Clear

Matte Black Frame with
Photo Red lens
Includes Hard Case

Scratched Lenses is the #2 Complaint of Sunglass Wearers.
Our technologies make our lenses lighter and stronger than any other lens material.
That's why we can offer you the Replacement Lens Guarantee (RLG).
You scratch 'em, we replace 'em, for a nominal S&H fee.

THAT SUPPORTS YOU!

GET 50% OFF!

Eyewear Since 1985

made in Italy

1985-2010

25

Twenty-Fifth Anniversary



"Simply amazing clarity!"

Julie Golob

Captain - Smith & Wesson Shooting Team



Matte Black Frame with
Racing Red lenses
Includes Hard Case



Action Brown

Laser Copper

Yellow

Clear

RYDON

5-Lens Shooting Dual-Eye Kit

\$275 MSRP

IPMBA Price - \$137.50

Need it in a prescription?

Get 50% off your Rudy Rx today at:

www.e-rudy.com/rudyRx/ use code: IPMBA

3-Year Frame Warranty | Fully Rxable

While Supplies Last. Subject to Change Without Notice.

RLG applies to sunglass lenses only, not Rx lenses.

Go to: e-rudy.com | IPMBA VIP code: IPMBA

Louis Garneau HRS-80 Lite Trainer

by Jeff Britton, PCI #1205
Central Point (OR) Police Department

In September, I had the opportunity to attend Interbike in Las Vegas, where I met up with Charlie Summers and Mitch Trujillo. To say we were acting like kids in a candy store would be the understatement of the year, but we had work to do: finding new products that we could use in the public safety cyclist world. Amongst the many new friends and contacts that I made at the show was Heidi Meyers from Louis Garneau USA. Heidi showed me a bike shoe that she felt would be effective for bike patrol, the HRS-80 Lite Trainer. I agreed to test the shoe on patrol, and about a month later, I received a package from Heidi containing a new pair of Louis Garneau shoes.

I have experimented with several styles of shoes for bike patrol. I have found that anything with SPD works great on the bike, but can cause some issues if you have to walk on tile or wet concrete. Some shoes have too much flex and cause foot pain after riding awhile, and some are way too stiff. The shoes I currently wear work great, but they have an aggressive sole which makes it difficult to slide in and out of toe clips/straps effectively.



The Louis Garneau HRS-80 shoe is black with a mesh body and rubber outer sole. It looked good with a bike patrol uniform. The bottom of the shoes has a removable plate for SPD cleats, and there are several wire mesh screens for ventilation. The lacing system is a BOA type fastener.

HRS stands for Heel Retention System, which helps maintain the foot's position during the stroke.

The new Lite Trainer is deceiving at first glance. It has the normal appeal of a sneaker, but the technology of a cycling shoe. With an EVA and ultra light rubber outsole perfect for gym floors and a recessed cleat, you can actually walk in this cycling shoe. The laces offer a snug fit. Ventilation is offered through both a mesh upper and ventilated insoles.

I wear a 10.5 US size and the sizing was European 44. The shoe felt true to size and was comfortable. I was able to walk and run without feeling like I was wearing an awkward bike shoe. The rubber sole was not aggressive, so I had no problems getting in and out of the pedals. Dismounting and remounting the bike was easy. The shoe was still comfortable after several shifts on the bike and the ventilation was excellent. It seems like a great shoe for summer, but in the winter, the amount of ventilation might make your feet very cold.

The BOA shoe laces tighten the shoe up snugly, and there is a button release to take pressure off the laces if you initially get them too tight. Once tightened, the BOA system retains the same pressure.

I took the plug out of the sole and attached a SPD cleat for off-road riding. I rode about 18 miles of single track on a dry, hot day, and the shoes worked great. The tread was just aggressive enough to walk on dirt without slipping and again, the ventilation kept my feet as cool as possible while riding. The SPD cleats clipped in and out of the pedals easily and because the sole has a low profile, no shims in the cleats were needed. I took another ride on a wet, rainy day and the bottom vents caused my feet to get wet fairly quickly, and the less aggressive

tread made walking on the mud a little slick, but not bad.

Overall, I was happy with the shoe and feel it would be an excellent choice for public safety cyclists. The black shoe matches most or all uniforms, and the option of using them with or without SPD, it should fit all riding preferences. The cost of the shoes is around \$90.00.

Here are some specs from the Louis Garneau website:

- ⌘ EVA and ultra light rubber outsole
- ⌘ HRS-80 System
- ⌘ Fastener with laces
- ⌘ Sandwich mesh upper
- ⌘ Puller at heel with reflector
- ⌘ Ventilated insole
- ⌘ Visual display of cleat position compatible with SPD cleats
- ⌘ Weight (size 41/1 shoe): 334 g/11.9 oz



Louis Garneau USA is an IPMBA Corporate Member. Please contact Suzi Dix at 802-334-5885 or sdix@louisgarneau.us for more information about these shoes or any other Louis Garneau product.

Jeff Britton is an IPMBA and LEBA Instructor and has been a bike patrol supervisor for the last six years. He loves cross country riding and is addicted to downhill riding in Lake Tahoe and Whistler. He can be reached at jeff.britton@centralpointoregon.gov.

Adjustable Seat Post Revolution

by **Charlie Summers, PCI #512**
 Illinois State University Police Department
 IPMBA Industry Liaison

Over the last few years the adjustable seat post has taken the industry by storm. Many bike manufacturers are designing their frames to be spec'd with an adjustable seat post or placing braze-ons on the frame to accommodate a swap.

This article highlights some of the top-of-the-line adjustable seat posts on the market today.

Turbo

The Gravity Dropper, the "grandfather" of the group, has been around for more than seven years. The Gravity Dropper Turbo is the company's newest and lightest version. There are a variety of lengths and sizes from which to choose, along with different drop options, including two, three, and four inches. The most impressive one featured four inches of travel and three different ride-height positions. The Turbo comes with a handlebar shift lever to adjust the height position. The shift lever is very crisp, and is accompanied by a loud click. The post action is very smooth and has very little saddle wobble. If you prefer to use American-made products, this one is! The company is also well-known for their customer service. The Turbo retails for \$299.

Command Post

The Specialized Command Post is one of the newer four-inch seatposts on the market. It uses a unique, collet-locking system. Basically, you use the well-designed handlebar-mounted lever, and the collet contracts, allowing it to slide into one of three grooves in the seatpost. It uses an air spring system which raises the saddle and can also be tuned with a barrel adjuster to vary return speed. The Command Post had no saddle wiggle at all, which was very impressive. Specialized claims this seatpost holds up



very well in adverse conditions. They will soon be releasing a new five-inch version as well. The Command Post retails for \$300.

1950-R

The Kind Shock i950-R is KS Suspension's top-of-the-line seatpost.



It is also one of the sharpest-looking in the group. KS claims it is as rugged and performs as well as it looks. The i950-R is available in a variety of sizes and lengths as well as travel settings. One of the best features about this post is the ability to adjust the saddle height anywhere in the range of travel of the post. There was no side-to-side saddle wiggle. This seat post also had the best-designed lever of the group. It has an ODI-compatible lock-on grip clamp, which puts the lever inside the grip, where it was easy to locate and operate with your thumb. The i950-R retails for \$309.

Joplin 4R

The Joplin 4R is Crank Brothers' new four-inch version with all new and improved inner workings from their three-inch model. You can get the Joplin 4R in two different settings – with a remote switch lever or a lever which is mounted under the saddle. One problem I noticed with the under-saddle lever is that you have to take your hands off the bars to adjust the height, which could be tricky if you are descending a set of stairs. I preferred the remote bar-mounted lever for that reason. I also liked the remote shift lever because it does not matter which direction you push it to activate the seat post. Finally, the hydraulic internals were very smooth with very little side-to-side saddle wiggle with compared to last year's model. The Joplin 4R retails for \$285.



Black Mamba

Rase Black Mamba outdoes the competition when it comes to travel. This model boasts a full nine inches of adjustability compared to five for the rest. This gives it at least 20 different height settings, which offers the rider a multitude of options, but I'm not sure I would ever need that many! Having the advantage in travel, however, did not outweigh the side-to-side saddle wiggle. It was much more prevalent compared to the rest. The Black Mamba retails for \$349.



Reverb

The new Rock Shox Reverb offers a purely hydraulic system. It also has infinite travel adjustments with an adjustable return speed, and a simple handlebar remote. You just push the button down to adjust. The one weakness which I'm sure they will be improving for future models was the side-to-side saddle wiggle, which was certainly noticeable in this model. The Reverb retails for \$295.



Fox Prototype

When Mitch and I stopped by the Fox Racing Shox booth to check out all the new models of shocks, we were pulled to the side and given a glimpse of their new adjustable seatpost prototype. This prototype was nice. It had absolutely no side-to-side saddle wiggle and was very smooth in its functions. They still have some testing and work to do on the prototype, so it is not expected to debut until 2012. When it does, it will no doubt be another quality product from Fox Racing Shox.



So there you have it: a list of what we found to be the top models out on the market today...and perhaps the future.

Charlie is the sergeant responsible for ILSTU Police Department's bike patrol. He was certified as an IPMBA Police Cyclist in 1998 and an IPMBA Instructor in 2001. He serves as industry liaison on the IPMBA Board of Directors and can be reached at cesumme@ilstu.edu.

Scorpion Micro DV: One Tiny Camera

by Bruce W. Jackson, PCI #239

The College and University Police Investigators Conference (CUPIC), was held at the Sheraton Premiere in Tysons Corner, VA, in July of 2010. Maureen Becker and I were sitting at the IPMBA booth selling the heck out of IPMBA and the 2011 conference in Richmond, VA, when we were approached by fellow vendor Matt Byrd of Law Enforcement Associates Inc. He excitedly introduced us to the Scorpion Micro DV. The Scorpion Micro DV is just what you see in the picture. It is one tiny camera. Back when I became a policeman, it would have been the kind of thing only seen in a Hollywood spy thriller, but here it is, 2011, and these can be had by us common folks.

The camera dimensions are 2.17" x .85" x .78"; for the mathematically challenged, that means it is small. It is



designed to be worn on a uniform or mounted on something, say, oh, I don't know – maybe a bike helmet – and used throughout a shift, similar to a dashcam. It is lightweight (1.7

ounces) and has various mounting options available. If that's not small enough for you, check out the Scorpion Tiny Micro DV, which measures just 1.5" high.

Matt contacted Maureen, and soon a product sample was on its way for me to torture. Torture it I did. First I took it out of the box and read the instructions (ok, actually I didn't. I'm a guy, and we don't read instructions. That's what hammers and duct tape are for.). What I really did was put the mini CD into my laptop and download the software while it was hooked up to my 6-year old. I then played around with it for a while, figuring out how to get it to record and how to transfer the video files to the computer to watch later. Once I had an understanding of it, I took it to work.

It went on patrol with a bunch of different cops. As we all know, if you want something broken, give it to a cop. We can break anything. Surprisingly, I kept getting it back in working condition. The micro SD card was still in the camera (it comes with a 2GB but can handle up to an 8GB card, according to the

user manual) and the camera usually had plenty of juice left on the battery. The user manual says it has up to two hours of record time and 250 hours of standby time on a single charge. Again for the mathematically challenged, that means it has more than a 10-day standby time (don't worry; I used a calculator to figure it out).

After plenty of patrol time, it went to bike school for a week. I scheduled the last bike school just because the weatherman kept saying we were having below average rainfall. Sure enough, it rained and rained hard. Three straight days of showers with gentle breezes out of the south at about 100 miles an hour made for a fun time by all. We found plenty of places to train away from the rain, and the low light conditions made it even more fun. The Scorpion Micro DV worked like a charm. I wished I had the waterproof case advertised in their online store because I would have liked to see how it did in the rain, but I wasn't going to risk soaking the thing.

After two months of playing around with it, I can tell you what I liked and what I didn't. I love its size. It is lightweight, but not so lightweight you forget that it is still attached to your shirt before you throw it into the wash. It is easy to use. There are only three buttons for the user to manipulate and if you don't like the voice activated (VOX) feature, you only have two. The software and video files are easy to swap, and recharging the unit is as easy as plugging it into the computer. It recharges off the USB port while it transfers the files. The files play in Windows media player and don't require special software to open or run. This makes it nice and easy to email the video file to the DA or Commonwealth's attorney prior to court. Charge time is approximately two hours. I like that it has several mounting options available. It comes with a small belt / clothes clip as well as a mounting bracket to put on a helmet or anything else that has a flat surface.

I am not one of those guys who heaps praise on anything just because someone sends it to me, so here is what I didn't like. I didn't like the fact that the video isn't protected once it is on the card, so anyone can transfer or delete the files. This is a double-edged sword. It makes it easy to use at the operator level and keeps the cost down. I was told that if they wanted to program it to be "write only", it would really drive up the cost.

I also didn't like the way the memory card locks into the unit. During training, I dropped the unit on concrete. Not really looking, I picked it up and put it in my pocket. What I didn't know was although the impact did not damage the camera (a big plus), it popped the memory card out and sent it flying. Trying to find a micro SD card in a dimly lit parking garage is challenging, to say the least. I would like to see a slight modification that would lock the SD card in and require a direct manipulation in order to eject it. Recording a scene and then losing the card before you can transfer the files would really make for the end of a lousy day.

The last thing I didn't like is that if the unit is recording and you accidentally hit the power switch, turning it off without hitting the "record" button to stop the recording, it will NOT save the file. They make it clear that you must stop the recording and then turn it off or it will not save the file. I found that out the hard way. I wonder if I should have read the instructions?

Would I recommend this camera? Yes, I would. In my opinion, the cost for what you get is very fair. The unit is available in various packages, ranging from \$125 for the base unit to \$160 for the "Patrol" Package, which includes the SCORPION Micro digital video recorder, 8GB Micro SDHC memory card with USB card reader, cigarette plug USB car adapter, multi-use clip and bracket, a USB cable, AC adapter, silicone protective sleeve, storage pouch, strap and Velcro, and a hard plastic storage case. The mounting accessory kit can be bought separately for \$19.95, and I would spend the extra \$29.95 and get the waterproof enclosure just because I know I will find myself in the rain!

For more information or to place an order, contact Matt Byrd at 800-354-9669 or mbyrd@leacorp.com, or visit www.leacorp.com. Be sure to tell them IPMBA sent you!

To all my brothers and sisters, stay safe and keep the rubber side down.

Bruce Jackson has been a police officer for 21 years and co-founded his department's bike patrol in 1991. He was certified as an IPMBA Police Cyclist in 1994 and became an IPMBA instructor in 1997. He is currently assigned to his department's training division.

The Supplier Listing is a listing of companies which have shown their dedication to public safety cyclists through their active participation with and support of IPMBA, as conference vendors, PPP participants, advertisers, and sponsors.



CORPORATE MEMBERS

BRATWEAR Bratwear

Product: Uniforms
Phone: 253-517-4000
Website: www.bratwear.com



Cycle Force Group
Product: Smith & Wesson Bicycles
Phone: 515-232-0277
Website: www.cyclefg.com



Cygnus Law Enforcement Group
Product: Law Enforcement Product News, Law Enforcement Technology, Officer.com
Phone: 800-291-3911
Website: www.officer.com



EMS World
Product: Leading EMS Magazine, Website, and Expo
Phone: 920-563-6388
Website: www.emsworld.com



iFORCE Bikes
Product: Patrol Bikes and Accessories
Phone: 724-524-4175
Website: www.iforcebikes.com



Jones & Bartlett Learning
Product: Educational Materials, Complete Guide to Public Safety Cycling
Phone: 800-832-0034
Website: www.jblearning.com



Louis Garneau
Product: Bike Uniforms & Custom Apparel
Phone: 800-448-1984
Website: www.louisgarneau.us



Mocean
Product: Technical Bike Patrol Uniforms
Phone: 949-646-1701/877-662-3680
Website: www.mocean.net



Police Bike Store
Product: Complete Line of Police Bikes & Accessories
Phone: 973-366-5868
Website: www.policebikestore.com



R & B Fabrications
Product: Panniers & Safety Vests
Phone: 812-847-7607
Website: www.rbfab.com



Trek Bicycle Corporation
Product: Bicycles & Accessories
Phone: 920-478-2191 x 4911
Website: www.trekbikes.com



Volcanic Bicycles
Product: Custom Police Bicycles
Phone: 360-943-8613
Website: www.volcanicbikes.com

4Bike-Police.com

Product: Police Bikes by Fuji, S&W, Marin, KHS; Complete Bike Accessories and Duty Gear
Phone: 501-517-5338
Website: www.4bike-police.com

Alerte Systems Inc.

Product: Lights & Sirens
Phone: 800-728-1536/417-847-4791
Website: www.alertesystems.com

ArmorPUR

Product: ArmorPur Outershell Fine Wash and Odor Neutralizer
Phone: 973-244-1862
Website: www.armorpur.com

Bike Medicine

Product: Purple Extreme Bike and Gun Lubricant
Phone: 866-286-5823, 713-773-0477
Website: www.purpleextreme.com

Bike Tac Designs

Product: Siren, Earphone for Helmet
Phone: 541-892-5344
Website: www.biketac.com

Bike World

Product: Bicycles, Parts, Accessories
Phone: 800-928-5558/210-828-5558
Website: www.bikeworld.com

BionX

Product: Electric Motor and Electric Bikes
Phone: 819-563-1035
Website: www.bionx.ca

Blauer Manufacturing

Product: Uniforms
Phone: 443-831-0041
Website: www.blauer.com

Blue Dolphin Engineering

Product: EMSled
Phone: 559-422-4111
Website: www.bluedolphinengineering.com

Brake Director

Product: One-Hand Power Braking System
Phone: 206-283-6542
Website: http://www.brakedirector.com/police.htm

Bycycle, Inc.

Product: Alternative Saddle
Phone: 877-397-2164/503-452-1361
Website: www.bycleinc.com

Cane Creek Cycling Components

Product: Suspension Seatposts
Phone: 800-234-2725
Website: www.canecreek.com

Cascade Designs

Product: Platypus Hydration Systems
Phone: 800-527-1527/206-676-1414
Website: www.cascadedesigns.com

Cateye Electronics

Product: Lighting Systems
Phone: 800-522-8393
Website: www.cateye.com

Cycle Siren

Product: Light & Siren System
Phone: 714-628-8935/877-477-4736
Website: www.cyclesiren.com

CycleAware

Product: Bicycle Safety Products
Phone: 831-685-1115 x 80
Website: www.cycleaware.com

Cyclops

Product: Bicycle & Tactical Ops Equip. & Accessories
Phone: 843-259-8368

Cygotite

Product: Lighting Products
Phone: 714-437-7752
Website: www.cygotite.com

Danalco

Product: Sealskinz & Chillblocker Waterproof Socks & Gloves
Phone: 800-868-2629/905-628-0102
Website: www.danaco.com

Desert Sun

Product: First Aid & EMS Supplies
Phone: 760-468-1800

DriFIRE

Product: Fire Retardant Clothing
Phone: 866-266-4025
Website: www.drifire.com

Elektrik Motion

Product: Electric Bike
Phone: 845-639-9046/866-372-6687
Website: www.elektrikmotion.com

ELHN Badge & Emblem Design

Product: Custom Police Badges, Emblems, Pins, Coins
Phone: 203-364-8644
Website: www.elhnbadge.com

Ellsworth Handcrafted Bicycles

Product: Bicycles
Phone: 760-788-7500
Website: www.ellsworthbikes.com

Elsevier/JEMS Communications

Product: Journal of Emergency Medical Services; EMS Today
Phone: 800-266-5367/619-699-6267
Website: www.jems.com

Ergo the Seat

Product: Ergonomic Bike Seat
Phone: 425-333-6161
Website: www.thecomfortseat.com

Ergon USA

Product: Ergonomic Grips, Backpacks, Tools
Phone: 323-656-2788
Website: www.ergon-bike.com

First Aid Supplies Plus

Product: Bike Supplies & Accessories; First Aid Supplies; AEDs
Phone: 703-449-5438
Website: www.firstaidsuppliesplus.com

Foster Grant/Gargoyle Sunglasses

Product: Sunglasses
Phone: 215-327-5206
Website: www.fostergrant.com

Fox Racing Shox

Product: Fox Racing Shox MTB Suspension
Phone: 800-FOX-SHOX
Website: www.foxracingshox.com

Fuji America

Product: Bicycles, Parts and Accessories
Phone: 215-824-3854/1-800-631-8474 ext: 1110
Website: www.fujibikes.com

Gatorz Eyewear

Product: Eyewear (Polarized, Photochromic, Defender Series Lens)
Phone: 760-804-3599
Website: www.gatorz.com

Gita Sporting Goods

Product: Giordana Apparel, Gommitalia Tires
Phone: 800-FON-GITA x 319
Website: www.gitabike.com

Grove Tools, Inc.

Product: Seat Lock
Phone: 563-588-0536
Website: www.saveyourseatlock.com

GSM Outdoors

Product: Outdoor Sports Equipment
Phone: 877-269-8490
Website: www.gsmoutdoors.com

Hayes Bicycle Group

Product: Mechanical & Hydraulic Disc Brakes, Front & Rear Suspension; Wheel Components
Phone: 888-686-3472 x 8018
Website: www.hayesbicycle.com

IMBA

Product: Mountain Bike Advocacy
Phone: 888-442-IMBA/303-545-9011 x 106
Website: www.imba.com

Iosso Products

Product: Lubes
Phone: 888-747-4332
Website: www.iosso.com

Kenda USA

Product: Tires, Tubes, & Accessories
Phone: 866-536-3287/614-866-9803 x 204
Website: www.kendausa.com

Lane Sunglasses Inc

Product: Protective Eyewear and Goggles
Phone: 800-542-7850
Website: www.lanesunglasses.com

Lift & Storage Systems, Inc.

Product: Automatic Bike Lift Storage Systems
Phone: 800-825-4777/651-777-1554
Website: www.liftstore.com

LightCycles

Product: Bicycle Parts & Accessories
Phone: 518-420-4666

LouKa Tactical Training LLC

Product: Firearms Training Video
Phone: 734-697-6342
Website: www.loukactical.com

Mad March Racing

Product: Mountain Bike Camps and Coaching
Phone: 805-570-3330
Website: www.madmarchracing.com

Madison Bicycle Shop

Product: Complete Line of Bikes, Uniforms & Accessories
Phone: 973-377-6616
Website: www.madisonbicycleshop.com

Maklite

Product: Illuminated Safety Products
Phone: 800-888-5427/773-276-7500
Website: www.librasafety.com

Marin Bikes

Product: Bicycles for Public Safety Use
Phone: 415-382-6000 x102
Website: www.marinbikes.com

Maxit Designs

Product: Performance Headwear
Phone: 800-556-2948
Website: www.maxit-inc.com, www.headgator.com

Montague Bikes Corporation

Product: Folding Bikes
Phone: 800-736-5348 x 204
Website: www.montaguebikes.com

Mountain Racing Products

Product: Power Grips, Straps/Pedals, White Bros. Forks, Kreidler Rollers, Tamer Suspension Seatposts
Phone: 970-241-3518/800-999-8277
Website: www.mrpbike.com

NarVla

Product: Sterling Silver Jewelry
Phone: 314-692-0650
Website: www.narvla.com

National Emblem, Inc.

Product: Emblems
Phone: 847-392-4232
Website: www.nationalemblem.com

National Highway Traffic Safety

Administration (NHTSA)
Product: Traffic Safety Resources
Phone: 202-366-2692
Website: www.nhtsa.dot.gov

NuGo Nutrition

Product: Nutrition/Energy Bars
Phone: 412-781-4115 x 301
Website: www.nugonutrition.com

Olympic Uniforms/J. Marcel

Product: Uniforms
Phone: 206-722-1412
Website: www.olyuniforms.com

Openhouse Products

Product: Emergency Services Bags and Other Products
Phone: +44 (0) 151 647 4044
Website: www.openhouseproducts.com

Patrol Bike Systems

Product: Bikes & Accessories
Phone: 800-208-2032/651-773-8763
Website: www.patrolbike.com

Patrol Cycle LLC

Product: Patrol Cycle Shoe
Phone: 800-208-2032/651-773-8763
Website: www.patrolcycle.com, www.patrolbike.com

Pedego Electric Bikes

Product: Pedego Interceptor Electric Police Bicycle
Phone: 800-646-8604
Website: www.pedegoelectricbikes.com

Polar Electro Inc.

Product: Polar Heart Rate Monitors
Phone: 877-630-9924
Website: www.polarusa.com

Police Magazine

Product: Police Magazine
Phone: 310-533-2498
Website: www.policemag.com

Prestacycle, LLC

Product: Air Compressors, Tools
Phone: 518-577-2150
Website: www.prestacycle.com

ProGold Lubricants

Product: Lubes
Phone: 800-421-5823
Website: www.progoldmfr.com

Promark Int'l Inc.

Product: LE Equipment
Phone: 800-645-4443
Website: www.publicsafetytmall.com

Promotive.com

Product: Outdoor-Bike-Action Sports Gear
Phone: 801-456-6921
Website: www.promotive.com/ext/law

Public Safety Logos

Product: Badges, Badge Cases, Patches, Challenge Coins, Ranger Buckle Sets
Phone: 781-851-4549
Website: www.publicsafetylogos.com

Redman Training Gear

Product: Defensive Tactics Training Gear
Phone: 800-865-7840
Website: www.redmangear.com

Rescue U Emergency Vehicles

Product: EMS led Patient Transporter
Phone: 480-275-7409
Website: www.rescueu911.com

Rudy Project Eyewear

Product: Helmets, Sunglasses
Phone: 888-860-7597/949-272-2457
Website: www.rudyprojectusa.com

Safetec

Product: First Aid, Infection Control Products
Phone: 716-895-1822/800-456-7077 x 117
Website: www.safetec.com

Signal Measurement Co.

Product: GPS Mounts
Phone: 800-527-1079
Website: www.smc-amp.com

SKS USA

Product: Bike Accessories
Phone: 618-395-2400
Website: www.sks-usa.com

SockGuy

Product: Socks, Arm Warmers
Phone: 760-804-1344
Website: www.sockguy.com

Spenco Ironman Cycling Gloves

Product: Ironman Cycling Gloves
 Phone: 215-327-5206
 Website: www.spencogloves.com

Stat Packs

Product: EMS Backpacks, Vests, Equipment Carriers
 Phone: 435-627-2265
 Website: www.statpacks.com

Superior Gear

Product: Chain Stain Away Pant Protector
 Phone: 807-476-0485/888-519-2250
 Website: www.chainstainaway.com

Swagman

Product: Bicycle Racks
 Phone: 800-469-7924
 Website: www.swagman.net

Swiftwick

Product: High Performance Socks
 Phone: 615-983-6393
 Website: www.swiftwick.com

Tactical Wear Online

Product: Under Armour Performance Wear
 Phone: 717-666-2348
 Website: www.tacticalwearonline.com

Terry Precision Cycling

Product: Bikes & Accessories
 Phone: 802-861-7615
 Website: www.terrybicycles.com

Timex Watch Corporation

Product: Watches
 Phone: 215-327-5206
 Website: www.timex.com

Trikke Tech, Inc.

Product: Trikke Patrol Vehicle
 Phone: 805-693-0800
 Website: www.trikke.com/patrol

TrueView Video

Product: Tactical Video Eyewear
 Phone: 972-489-6872
 Website: www.trueviewvideo.net

United Bicycle Supply

Product: Bicycle Tools and Parts
 Phone: 541-482-1750
 Website: www.unitedbicyclesupply.com

United Uniform

Product: Uniforms
 Phone: 909-381-2682
 Website: www.uumfg.com

Velo Gear

Product: Cycling Books, Videos, Gear
 Phone: 800-234-8356
 Website: www.velogear.com

VMI Logistics, LLC

Product: Bike seats, Wipperman chains, Connexion links, tires, etc.
 Phone: 970-282-1880
 Website: www.cantitoeroad.com

WatchGuard Video

Product: Digital In-Car Video Systems
 Phone: 972-608-3057
 Website: www.watchguardvideo.com

WTB

Product: Bikes & Accessories
 Phone: 415-389-5040
 Website: www.wtb.com

Xtreme Sports ID

Product: Xtreme Sports ID Interactive Emergency Wristband
 Phone: 800-939-0154
 Website: www.xtremesportsid.com

Zeal Optics

Product: Sunglasses, Gloves, etc.
 Phone: 303-454-9325
 Website: www.zealoptics.com

Zensah

Product: Compression Garments
 Phone: 877-614-5076
 Website: www.zensah.com

Zoic Clothing

Product: Cycling Apparel
 Phone: 858-259-7020
 Website: www.zoic.com

The information has been provided by the participating companies and is subject to change without notice. Inclusion in this list does not indicate endorsement by IPMBA, nor does it indicate the company's sponsorship of IPMBA.

IPMBA Corporate Member Update



IPMBA is pleased to welcome **R&B Fabrications, Police Bike Store**, and Platinum Sponsor **Mocean** to another year of Corporate Membership. Mocean joined the program in 2004, followed by R&B Fabrications in 2005, and Police Bike Store in 2006. We appreciate their support and that of our other Corporate

Members, and urge you to show your appreciation by patronizing them whenever possible. Please see the full IPMBA Corporate Member list on page 19 of this issue.

Police Bike Store has moved. Please update their information as follows: PoliceBikeStore.com, 179 RT 46W #9-278, Rockaway, NJ 07866. Phone: 973-366-5868; Fax: 888-773-1427. The email address (info@policebikestore.com) and website (www.policebikestore.com) remain the same.

On October 1, 2010, EMS Magazine, EMSResponder.com, and EMS Expo were relaunched under one name: **EMS World**. EMS World seeks to strengthen and solidify the EMS profession and offer a comprehensive and customized approach to the EMS community. Their goal remains bringing the world of EMS into the hands of EMS providers everywhere, and to help usher in the future of pre-hospital care. Visit www.emsworld.com for more information.

Ride alongside history
21st Annual IPMBA Conference
 April 9 - 16, 2011 - Richmond, Virginia

1911 2011

www.ipmba.org 410-744-2400



CAMELBAK®



IPMBA members receive a discount.
Check out the PPP for details.

KEYSTONE

Custom Sportswear and Promotions

Official Supplier of IPMBA Merchandise
IPMBA Merchandise website

<http://www.keystonecustomsportswear.com>

Click on the IPMBA Merchandise link

Contact us online, by email at erbd@keystonecustomsportswear.com,
or by phone, (717) 666-2348 or visit our website
www.keystonecustomsportswear.com

**Custom printed & embroidered Polo Shirts, T-Shirts, Hats
bags, Jackets, Hooded sweatshirts and much more.**

by Mitch Trujillo, PCI #244/EMSCI #248T
Boulder (CO) Police Department
Education Director - IPMBA Board

Many thanks to all IPMBA instructors for helping IPMBA fulfill its mission of offering the best, most complete training for public safety cyclists. You are the heart and soul of this organization. Each time you teach a class, you demonstrate – to both the students and their departments – that IPMBA requires instructors to have perfected their craft and to possess a high level of knowledge and skill.

Because you know what it takes to be an IPMBA instructor, your opinion on a prospective instructor's potential is extremely important. As a result, you are likely to be called upon to complete an *Instructor Recommendation Form* for a prospective instructor. The request may come from a student whom you taught recently or years ago, or from someone whose certifying instructor is unavailable and whom you may not have ever met. Regardless of who the candidate is, please take this responsibility seriously and answer all the questions on the *Recommendation Form* honestly and completely.

If you are not familiar with the candidate's current knowledge and skill level, make arrangements to administer the written and practical tests, observe his/her bike handling skills, and go on a vehicular cycling road ride. If possible, invite the candidate to assist in one or more of your classes. This will give them the instructor's perspective and help prepare them for the mock teaching sessions required during the Instructor Course. Use these encounters as the basis for your decision to recommend them or not, as well as for completing the *Recommendation Form*.

Over the course of the past several years, it has become apparent that some instructors feel compelled to write recommendations if asked to do so, regardless of whether or not the candidate shows promise. You do not have to – and nor should you – recommend anyone for the Instructor Course whom you do not feel would be a good candidate. As a graduate of the Instructor Course, you are personally familiar with the effort

required to succeed in it. You should understand how important it is for candidates to be prepared for the rigors of the course and ready to meet the high expectations of the Instructor Trainers. You may have even witnessed one or more candidates be dismissed from the course after failing to demonstrate adequate skills and/or knowledge.

To recommend someone for the Instructor Course whom you do not honestly feel will succeed is a disservice to that individual, his/her department, and to yourself. On the basis of your recommendation, a department will expend valuable training and travel funds, which will be wasted if the candidate is sent home. On the basis of your recommendation, a candidate may suffer the embarrassment of being sent home early. This reflects poorly on you, and it reflects poorly on IPMBA.

It can be difficult to decline to provide a recommendation when asked (or ordered) by your superior, your friend, or an agency which is "desperately" in need of an IPMBA Instructor. You may be accused of not wanting competition, especially if you charge for your courses, or of having "something against" the candidate. The best way to counter these accusations is to provide a written justification for your refusal.

If you taught someone years ago, chances are you can honestly say you don't remember him/her, or that you are not familiar with their current skill level and therefore not in a position to provide an assessment. If you evaluate the person's skills and discover that they are unable to perform the required skills confidently and flawlessly, objectively describe their weaknesses. Don't just say they couldn't ride the cone courses. State exactly what they did wrong, such as ratcheting, incorrect gear selection, foot dabs, or striking cones. Offer constructive advice for improving performance, and, if appropriate, offer to reevaluate them in the future. Invite them to assist in one or more of your classes to help further their development. Impress upon them that your refusal is in their best interest, not yours.

Success in the Instructor Course is dependent upon three main

factors: knowledge of the material, riding skills, and ability to teach both to others. If you find or feel a prospective instructor cannot meet these criteria, please either respectfully decline to provide a recommendation, or fill out the *Recommendation Form* honestly and submit it directly to the IPMBA office. Do not succumb to pressure to provide a favorable recommendation and participate in setting someone up for failure.

Keep in mind that both your reputation and that of the prospective candidate are at stake. If you have questions or concerns about any situation, please contact me via email or (303) 870-0943, and I will be happy to assist.

Mitch is an IPMBA Instructor Trainer, serves as Education Director on your IPMBA Board, and has a penchant for singlespeeds. He can be reached at trujillom@bouldercolorado.gov.

IPMBA Board Openings Announcement

Three seats on the IPMBA Board of Directors will be up for election/re-election at the 2011 IPMBA Conference in Richmond, Virginia. This is the official notice for those who may be interested in serving on the IPMBA Board.

In order to be eligible to serve on the Board of Directors, you must hold current, active certification as an IPMBA Instructor.

According to the IPMBA By-Laws, Article 111, Section 5: Board Candidate, any qualified member can become a candidate for the Board of Directors by:

- Submitting a letter of interest to the Executive Director after the official notice and no later than 45 days prior to the first day of the Annual IPMBA Conference (last day to submit letter and resume will be **March 1, 2011**).
- A resume or C.V. must accompany the letter of interest. If a resume or C.V. is not submitted, the candidate's name will be deleted from the list of potential candidates.

If you are interested in serving on the IPMBA Board, you may submit your letter of interest and resume to the Executive Director at any time before **March 1, 2011**. Please email your letter of interest and resume to maureen@ipmba.org. You will be expected to address the board during its pre-conference meeting; date and time to be determined.

If you have questions about board member responsibilities, please contact Maureen at 410-744-2400 or any current board member. Contact information for current board members can be found at <http://www.ipmba.org/board.htm>.



by **Ashley Sweetland**
*St John Ambulance
 London, England*

IPMBA welcomes Ashley Sweetland to News from the UK! While Ashley has submitted material for the newsletter in the past, he is one of a team of UK-based IPMBA members who volunteered for the position of UK News Correspondent when Newshound Matt Langridge relinquished it. Ashley is an IPMBA member, Public Safety Cycling (PSC) Instructor, Manager of St John Ambulance London's award winning Cycle Response Unit and the National Lead for Operational Cycling for St John Ambulance.

What a year 2010 was for emergency services cycling in the UK!

Right across the emergency services and partner agencies, we've seen resources, energy and excitement put into the continued support and development of bicycles as part of what we do and how we do it.

You'll have seen the article we prepared for this issue in relation to the Cycle Show at London's Earls Court in October – a crown jewel in the UK cycling calendar for sure – and a number of us from the 999 cycle teams also attended the pre show BikeBiz awards where *Havebike*, the mechanical partner who supports many of the 999 teams across the capital, were up for an award.

January 2011 will see a new entrant to the calendar in the form of the London Bike Show, which will take place in east London, at the ExCeL centre (conveniently located near London's City Airport). The International Cycle Show moves to the NEC in Birmingham, scheduled again for October. The Cycle Response

Unit which I lead for St John Ambulance in London will have a promotional stand, which will enable us to fly the flag of emergency services cycling amongst the wide range of attendees. Our colleagues from the Metropolitan Police Service will also be present. Through their cycle team in the Traffic Division, they have done excellent work in 2010 in promoting safety for London's cyclists and security of bicycles for London cyclists.

2010 was also a landmark year for our colleagues in the London Ambulance Service (LAS) NHS Trust; their Cycle Response Unit marked its tenth anniversary under the leadership of Tom Lynch MBE – its founder and senior manager. I have known and worked with Tom for more than seven years. I have witnessed the irreversible contribution he has made to pre-hospital NHS provision in the United Kingdom through the development and scaling of the CRU concept in the capital and around the country through his advice and support. He is now leading a group of fellow NHS cycling leads in the development of standards on behalf of NHS Ambulance Trusts across the UK. The group met for the first time in November, hosted at the LAS headquarters in south east London – and aims to meet again in early 2011, hosted by our colleagues in the Ambulance Service in South Yorkshire.

As we embark upon a New Year, I hope that our community in the UK, facilitated through our Public Safety Cycling network – continues to go from strength to strength. Happy New Year from all of us in the UK!

P.S. I'm confident we'll see police and ambulance services on our bikes in April for the Royal Wedding! Look out for us if you're watching the procession on TV!

— Ashley Sweetland

Congratulations to New IPMBA Instructors!

~ Baton Rouge, Louisiana, December 6-10, 2010 ~

Jean-Paul Batiste, Tulane HSC Police Department, New Orleans LA; **David Falin**, University of Texas at El Paso Police, El Paso TX; **Brian Goff**, Reedy Creek Improvement District, Lake Buena Vista FL; **Brandon Hill**, University of Southern Mississippi Police Dept., Hattiesburg MS; **Michael Hollub**, Gwinnett County Police, Lawrenceville GA; **Lawrence Irvine**, New Britain EMS, New Britain CT; **Tim Kane**, Lackland AFB 37 Security Forces Squadron, Lackland AFB TX; **Charles Longo**, Navy Support Activity Police Department, Panama City Beach FL; **Orlando Matthews**, New Orleans Police Department, New Orleans LA; **Robert Monlyn**, New Orleans Police Department, New Orleans LA; **Andrew Purvis**, Gwinnett County Police Department, Lawrenceville GA; **Jesse Ramirez**, University of Texas El Paso Police Dept., El Paso TX; **James Randles**, Univ. of Texas Arlington Police Dept., Arlington TX; **Jesse Saavedra**, San Marcos Police Department, San Marcos TX; **Jarrold Sullivan**, Tulane UMC PD, New Orleans LA.



For your copy call

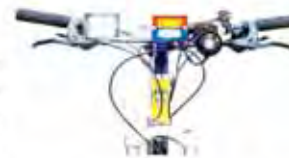
Toll free:
 (800) 832-0034
Switchboard:
 (978) 443-5000
Customer service:
 ext. 8197
Online:
www.jblearning.com

\$31.95 • Paperback • 264 Pages • © 2008

BIKE PATROL SIREN

CycleSiren Features:

- ✓ Sound modes are **Wail**, **Yelp** and **Horn** (Whistle sound available).
- ✓ Daylight viewing LED strobe lighting. Color options, **Red/Blue**, **Red/White** and **All Blue**.
- ✓ Powered by a 9.6-volt Ni-MH RC battery that fits into the Police rack or side gear pack.
- ✓ For **Police & EMS Bike Patrol**.



Accessories:
 LED Taillights: Blue/Amber, Red or Blue.
 Ultra-Bright White LED Patrol Light.

Please visit our Web site
www.cyclesiren.com
 Or telephone us at
714-628-8935.

John Brandt has joined the ranks of the retired...with two new jobs. After embarking on a 62-day, 11,700-mile, 27-state tour of the United States and Canada, (www.thebrandtsbigtrip.blogspot.com), John was recruited to serve both as Public Safety Coordinator for the Universities at Shady Grove in Montgomery County, Maryland, and the Bicycle Coordinator for the University of Maryland at College Park (UMCP).

During his 30-year career with the UMCP Police Department, John rose to the rank of Captain. He describes the best days as those that involved police cycling. He counts among his finest accomplishments the founding of the UMCP bike patrol unit in 1990 and his involvement with IPMBA.

"Discovering IPMBA was probably the most significant event in my career. IPMBA allowed me to stop 'learning the hard way', and gave me a phenomenal cycling education, a warm and meaningful camaraderie outside my own department, some wonderful recognition from my peers in public safety cycling, incredible chances to train and compete with fellow officers and EMS personnel, and innumerable opportunities to 'compare notes' on ways to better serve our communities through our cycling skills.

"I can't begin to express what my involvement with IPMBA has meant to me, both professionally and personally. The conferences that I attended in Rochester,

Ogden, Charleston, and Dayton; riding in Moab with my police and EMS friends; and my instructor-update training in Boulder were great events and accomplishments in my career. The officers who trained me and those whom I trained and competed with were some of the greatest inspirations of my career and will remain some of my fondest and most valued memories."

John attended the IPMBA Police Cyclist Course in 1995 and was certified as IPMBA Police Cyclist Instructor #204 in 1997 and as IPMBA EMS Cyclist Instructor #055 in 2001. As a captain, he is perhaps the highest-ranking graduate of the IPMBA Advanced Police Cyclist Course. In 2006, he captured first place in the 50+ age category during the annual IPMBA competition with faster time than the fastest rider in the under-30 category.

John loaned his support to IPMBA in many ways. He served as "official" photographer at several conferences. He participated in the filming of IPMBA's recruitment video, *IPMBA: An Invitation to Join*. He was a co-author of the *Complete Guide to Public Safety Cycling, 2nd Edition*. He wrote several information-packed articles for *IPMBA News*, including a comparison of bike racks



for cars, a look at the Segway operations, and a "how to" guide to escorting recreational running and cycling events.

His background with police cycling and his passion for mountain biking and tandem riding led him into his current position as UMCP Bicycle Coordinator. He was often called upon as an expert in matters of cycling, which led to his participation in community bicycle planning efforts. As Bicycle Coordinator, his goal is nothing less than to make UMCP the most bicycle friendly community in Maryland.

After just a few months on the job, he has already obtained the permission and funding to create the campus' first bicycle parking lot. When complete, it will have its own street-level entrance/exit from a roadway and will provide covered parking for 50-100 bicycles, with new lighting, and new CCTV (monitored) cameras. He will be leading the efforts to obtain the League of American Bicyclists Bicycle Friendly University designation and hopes to someday offer adult civilian cycling programs as part of the curriculum.

John can be reached at jbrandt@umd.edu or 301-314-9914.

Bernie Hogancamp Retires after a 30-Year Career

IPMBA Board Member Bernard "Bernie" Hogancamp celebrated his last day as a police officer on October 18, 2010, and officially retired on January 2, 2011. During his 30-year career with the Homewood (IL) Police Department, he served in most operational positions, including patrol officer, field training officer, plainclothes tactical officer and detective. Since his promotion to sergeant in 1994, he served as a patrol watch commander, tactical unit commander, investigations unit commander and training coordinator.

His numerous awards and commendations include: Warren Award (Police Training Institute), Officer of the Year (Homewood



Chamber of Commerce), Investigator of the Year (Int'l Assn. of Financial Crimes Investigators-Midwest Region), Meritorious Service Award (Cook County Sheriff's Police), Commissioner's Award (Cook County Commissioner's Office), and the Academic Award (Police Training Institute). He is a 1995 graduate of the Northwestern University of School Police Staff and Command and holds a Bachelor of Arts Degree from Chicago State University.

He was certified as an IPMBA Police Cyclist in 1993 and an IPMBA Instructor in 2001. Some of the other disciplines which he has instructed include: Impact Weapons, Firearms, Defensive Tactics, Use of Force, Emergency

Train Evacuation, Control and Compliance Holds, Traffic Stop Tactics, and Domestic Violence. He is an instructor for North East Multi-Regional Training (NEMRT), teaching the IPMBA Police Cyclist Course, among many others. Since 2006, he has been an adjunct instructor for the Institute for Legal Studies Department at Northwestern College. Bernie has taught at every IPMBA Conference since 2003, offering sessions on PowerPoint, Groundfighting, Suspect Contact, and Scenario-Based Training.

He served on the IPMBA Education Committee and was elected to the IPMBA Board of Directors in 2008. He held the position of membership coordinator for two years and is currently serving as vice president.

Bernie can be reached at sgtbernie@live.com.

EMSWORLD

The **LARGEST** **.com**
ONLINE EMS content provider

Delivering EMS news, education and training 24/7



Visit EMSWorld.com to access:

- Daily & Breaking EMS News
- Job Board & Career Resources
- Grant-writing Assistance
- Podcasts and Webcasts
- Buyer's Guide
- EMS Events Calendar
- EMS United Social Network
- Magazine Archives from 2004 to Present Day

(Continued from page 1)

theft-from-auto suspects is akin to a deer hunter taking away a deer's sense of smell.

Now that we have the means to catch the thief, we must develop the method. First, determine through reported crime data where the thefts occur and what days and times are the most prevalent. Concentrate your efforts on these areas as close to the times of the thefts as you can. In this area, most thefts from autos occur in the morning hours, between 6am and 11am. There are several reasons for this.

Thieves are usually slaves to drugs and/or alcohol, and they need to harvest their daily crop early to provide themselves with money to buy or trade for these things. Homeless individuals who resort to crime are in the same position. They must commit their thefts in the morning before their hunger for food grows.

Another advantage for early morning thieves is that people are intent on getting to work and are preoccupied with their own thoughts. This makes an ordinary citizen a poor witness even if he or she does see the crime in progress. There are thieves who perpetrate their crimes in the afternoon, of course, but the morning hours tend to be the most active.

When a thief looks for a likely area to ply his trade, he searches for areas that are naturally hidden from view: cheap, out-of-the-way pay parking lots; free, on-street parking not directly adjacent to the business district; outskirt portions of mall parking lots; and parking garages. Finding a spot from which you can use binoculars to observe these areas during peak times is usually easy to do, but keep in mind that unless you have enough bike officers to act as an arrest team, you must pick a location that will allow you to respond when the theft is observed.

Taking an early tour through your suspected hunting ground and locating cars that have valuable items lying inside will give you a good idea where to concentrate your observations. If I have two locations that are being hit, I will usually scout both locations and sit up on the one that has the most cars with valuables. Thieves enjoy the one-stop shopping approach and often will do several cars in one area. This also reduces their chances of being caught.

Once a location has been scouted and an observation post established, have the arrest team in place and keep their location concealed at all times. Have regular marked patrol units stay out of the area so they don't spook the thief. Be aware of possible escape routes; you can rest assured that the thief has considered the possibility of being seen and has a route planned for an escape. Positioning the arrest team close to these escape routes minimizes the chance of losing the suspect. In downtown areas, a favorite escape route usually includes running down the sidewalk of a one-way street, against traffic, so officers in patrol cars cannot follow.

Make the dispatcher and other crews on duty aware of your project so no-one is in the dark. Nothing is more frustrating than having a crook get away because nobody knew you were running an operation.

Parking garages pose an observation problem because even in

the daytime, they can be dark inside. Parking garages often have two sets of ramps and parking levels – one set for entrance and the other for exit. It is possible to drive to the top of a parking garage and then drive back down without seeing the same cars you saw on the way up.

Morning parking garage thieves will concentrate their activities on the lower levels of the down ramp parking levels. This gives the thief an advantage because a patrol car must first drive the up ramps and levels before the officer can observe the down ramps and levels. Long before an officer in a patrol car can see the thief in action, they have been detected by the thief's counter-surveillance and listening skills. Another advantage to this method is that people are usually only coming into the parking garage in the morning, and the chance of being detected by a citizen leaving is very slim.

Parking garage thieves will usually try to target cars near likely escape routes. Often there are two sets of steps and one elevator. By using the steps on the opposite end of the garage, the thief reduces his chances of coming into contact with a witness.

Using a bike to ride parking garage ramps backwards is an effective way to catch thieves. They normally concentrate their counter-surveillance efforts on the up ramps and can be surprised by an officer quietly gliding up behind them on a bicycle. Again, making sure the possible escape routes have been covered will make losing the suspect a near impossibility.

Using arrest report data, you can target what your potential suspect might look like. Descriptions, including gender, race and approximate age, are good identifiers. Know who past offenders are and whether or not they are currently incarcerated. Having pictures of them will assist you in curtailing thefts.

Almost every theft-from-auto suspect will use a bag with a shoulder strap to ply his trade, and a good thief will always walk against the traffic flow on one-way streets.

Thieves enjoy the one-stop shopping approach and often will do several cars in one area.

This gives them an opportunity to disappear when the officer in the patrol car has to go around the block to get to them for interview purposes. A bicycle patrol officer has a distinct advantage in dealing with this kind of suspect because he/she can go anywhere a pedestrian can.

When making an arrest in the area, pay special attention when inventorying baggage carried by the arrestee. If there are telltale items like radio knobs, radio face plates, cassette tapes [*Remember those?—Ed.*], and other items commonly taken in thefts from autos, tag the items as confiscated evidence. Take a photograph of the suspect and retain the pertinent information. Using common sense and a little tenacity, bagging a theft-from-auto suspect is easy for the bicycle patrol officer to do.

Allan Howard retired in 2008 after 26 years with the Dayton Police Department. He is an IPMBA founding member and co-author of the first Complete Guide to Police Cycling and is IPMBA Police Cyclist Instructor #001. He can be reached at nomadmax@hotmail.com.

Product Guide



International Police Mountain Bike Association
583 Frederick Rd., Suite 5B
Baltimore MD 21228

NONPROFIT ORG
U.S. POSTAGE
PAID
BALTIMORE MD
PERMIT NO. 3361



Order for
Summer!
www.ipmba.org

A

The deck is
stacked in
your favor
with...

A

...IPMBA's
*Fundamental Skills
for Public Safety
Cycling* DVD
in your training
toolkit*...

A

...It's a deal at \$25*!
Check out a clip at
www.youtube.com/ipmbavid
and order your
copy now.

(*It replaces
the
*Effective
Cycling*
video.)

*Plus
shipping
and
handling;
\$40 for
non-
members.



Made possible through the generous support of Mocean,
manufacturers of technical law enforcement and bike patrol uniforms.