

Winter 2010
ipmba  **news**
 Newsletter of the International Police Mountain Bike Association

IPMBA: Promoting and Advocating Education and Organization for Public Safety Bicyclists.

Vol. 19, No. 1

“Just” the Fundamentals

by **Maureen Becker**
Executive Director

In 1994, John Forester’s landmark book, *Effective Cycling*, gained a companion video. This video, produced and distributed by Seidler Productions, was lauded as the most comprehensive bicycle training video ever produced. It became an essential component of the bicycle training program, also known as *Effective Cycling*, offered by the League of American Bicyclists [Wheelmen], as well as the IPMBA Police Cyclist Course, introduced just a year earlier.

Unlike many other cycling safety videos, *Effective Cycling* went far beyond the basics. It illustrated the principles of vehicular cycling and demonstrated essential survival skills such as maximum braking, the Rock Dodge, and the Quick Turn. In combination with formal instruction, it prepared cyclists to survive the “mean streets.”

...the IPMBA
Fundamental Skills for Public Safety Cycling training video has become a reality...

For 15 years, *Effective Cycling* has been integral to IPMBA’s training

programs. Despite the increasingly outdated bicycles, clothing, and helmets, it remained the definitive cycle training video. As IPMBA training expanded, so did the demand for a video designed specifically for public safety cyclists; one in which the actors were cops, EMS providers, and security cyclists, in full uniform and riding mountain bikes laden with cumbersome equipment. But creating a video is a daunting proposition, and it was not until 2007, when Scott Elliott of Niagara Regional Police Service approached their video unit about the project, did it become feasible.

It was still a costly venture, but despite the faltering economy, IPMBA forged ahead, not wanting to squander this rare opportunity.

After more than 12 months of scripting, shooting, editing, and producing, *Fundamental Skills for Public Safety Cycling* has become a reality. It is the culmination of the efforts of many talented people, including the production team and the IPMBA members who eagerly subjected their cycling skills to the scrutiny of ruthless reviewers.

As IPMBA transitions from *Effective Cycling* to *Fundamental Skills for Public Safety Cycling*, we gratefully acknowledge John Forester and Seidler Productions for their contributions to bicycle education and safety, and for laying the foundation for what has evolved into the world’s most respected public safety cycling training programs.

This video would not have been possible without the generous support of Mocean, manufacturers of technical law enforcement and bike patrol uniforms. With Mocean’s support, IPMBA will be able to make it widely available at an affordable price, enhancing the safety and effectiveness of public safety cyclists for years to come.

To purchase *Fundamental Skills for Public Safety Cycling*, download the order form from www.ipmba.org.

Grants Guide

Thousands of Sources

by **Stephenie Slahor**

Law and Order Magazine (www.lawandordermag.com)

Ed.’s Note: This information is excerpted from the Grants Guide published in the September 2009 issue of Law and Order magazine. For a comprehensive guide to researching, applying for, and managing grants, visit the archives at www.lawandordermag.com.

If you have a worthwhile project, if you do your grant research homework, and if you write a good grant application proposal, it is likely that you will get grant money to fund your project. Better yet, it is almost a certainty that if you manage your grant well, your chances of future grants will improve.

There are, literally, thousands of federal, state, county, regional, local and private sources of grant money. But there are also thousands of competitors for that money. You must stand out from the crowd to be the recipient of a grant. Focus your efforts on matching your project to the grantor(s) likely to fund it. That means using your resources wisely, paying attention to every detail of the grant process, and being patient in developing a project, proposal and grant management scheme that assure your success.

Because every grantor has its own procedures and requirements, you need to determine what the grantor funds, and what it wants from its applicants. Become thoroughly informed about potential grants, and the steps to get them. Know everything about your agency’s goals, work, problems, and evaluations. Be able to state, in a narrative, the story of your agency, why it needs a grant, and what your agency will do with the grant money.

Following is a listing of some of the web-based resources available to assist you in funding your initiatives. Don’t limit yourself, however. Leave no opportunity unexplored when it comes to seeking support for your bicycle operations.

Continued on page 27

inside

Board List.....	17
Corporate Members.....	17
Instructor Corner.....	23-24
Issue Focus: Product Guide.....	5-18
Connex by Wipperman.....	6
Ergon Handgrips.....	8
Interbike 2009.....	5
Karma Army.....	7
Marin Hawk Hill.....	7
Princeton Headlight and Taillight.....	9
Product Purchase Program.....	14-16
Supplier Listing.....	10-13
Member News.....	19-21
News from the UK.....	22
President’s Column.....	2



With the close of 2009, we received notice that the number of law enforcement officers killed in the line of duty was at its lowest level since 1959, and that line of duty deaths among the EMS ranks were significantly less than they were last year. While

this news is well received by most, it flies in the face of the rash of violent deaths of law enforcement officers toward the end of 2009. One of the most important things we

public safety employees need to keep in mind during our day-to-day activities is going home safely. Whether we represent police, fire, EMS, or private security, many of us put ourselves in harm's way on a daily basis. We all accepted our current positions with the intention of helping people and protecting the helpless.

Unfortunately, some people resent what they perceive as intrusion into their private lives, and look upon our efforts – even to assist – as an attempt by “Big Brother” to control their actions and limit what they do for pleasure. They then feel free to try, by whatever means necessary, to prevent us from “controlling” them.

A Safe 2010

As I mentioned in this column last quarter, there is an intrinsic danger in our jobs and one of our duties is to minimize it as much as possible. One proven way to reduce the risks to ourselves is to train, train, and then train some more. I'm not talking just about firearms, defensive tactics, EMS delivery, fire suppression, or haz-mat responses. I'm talking about training our minds and bodies to the extent that we are able to respond to the fullest of our potential. Our responses should be so ingrained that we do not have to think about what we need to do (like maximum

I'm talking about training our minds and bodies to the extent that we are able to respond to the fullest of our potential.

braking), we can just do it). We owe it to ourselves, our families, our co-workers, and the citizens we serve to be the best we can. And, we need to do everything in our power to ensure that we go home at the end of our shifts.

May we all enjoy a wonderful and safe 2010. See you in St. Louis!

Stay Safe,

Dave

ipmba news

Newsletter of the
INTERNATIONAL POLICE MOUNTAIN BIKE ASSOCIATION
583 Frederick Road, Suite 5B
Baltimore, MD 21228
PH: 410-744-2400 ~ FX: 410-744-5504
E-mail: info@ipmba.org
Web site: www.ipmba.org

David Hildebrand
IPMBA President

Maureen Becker
Executive Director; Managing Editor

Jennifer Horan
Design and Layout

Copyright 2010 © International Police Mountain Bike Association (IPMBA).

Reproduction without permission is prohibited.

The International Police Mountain Bike Association promotes the use of bikes for public safety, provides resources and networking opportunities, and offers the best, most complete training for public safety cyclists.

IPMBA Membership is \$50.00 per year.

Interested in submitting an article?
Interested in advertising in IPMBA News?
Email Maureen@ipmba.org for information.

BECOME AN IPMBA INSTRUCTOR



Join the ranks of more than 1,000 of your fellow public safety bicyclists by becoming an IPMBA Instructor.

Call 410-744-2400 or email info@ipmba.org to obtain an instructor application packet. In the simplest of terms, to become an Instructor, you must meet the criteria outlined in the packet, apply to IPMBA headquarters, be approved, then register for and attend one of the Instructor Courses. The next course will be held May 1-5, 2010, in Chesterfield-St. Louis, MO.

Check out www.ipmba.org for Instructor Course information

POLICE BIKE STORE

▶ www.PoliceBikeStore.com ◀

PoliceBikeStore.com – Our name says it all. We are in business to fulfill all of your Police Bike Patrol needs. Whether you need to outfit one bike, or your entire department, we can fulfill all of your biking needs – from bikes, lights and tools, to eyewear, helmets and gloves plus much more. **Quantity Discounts and Packaged Deals Available**



Simply Better



Fuji Police Bikes

The bikes that have been long anticipated are now available for immediate shipment, ranging in size from 15" to 22" Frames complete with Fuji's state-of-the-art Altair frame technology.

- ✓ Dual Disc Brakes
- ✓ 24 and 27 Speed Models
- ✓ Quality Shimano Gears
- ✓ Rock Shox Recon Air Fork with Remote Lockout
- ✓ Combination Packages Available

Recent Customer Comment

“ I credit you and your company for exceptional Customer Service and professionalism! ”

Mary L., Defense Supply Center



Smith & Wesson



Complete Selection of Smith & Wesson Bicycles

We are proud to be a Corporate Member of IPMBA and are partnered with the leading brands in the Bike Patrol Business.

We ship Nationwide and have been supplying Police Departments, Military, EMS, & Security Departments throughout the United States.



**Bicycles – Lights – Tools – Pumps
Vehicle Racks – Helmets – Eyewear – Computers
Bags – Sirens – and Growing Every Day**



Smith & Wesson



SIMPLY BETTER.



PREPARE TO RIDE™

Safe, Easy and Secure Online ordering, Plus, we accept Purchase Orders, PO's and can invoice your department.

▶ **Order Online at www.PoliceBikeStore.com or by phone at 309-797-9028** ◀

Tele: 309.797.9028

Fax: 309.797.9490

Website: www.policebikestore.com

Email: info@policebikestore.com

Brand New Alert Trailblazer III Light System - This system has everything you need right out of the box



- ▶ New and Improved bright LED Headlights
- ▶ Super bright pursuit lights available in a variety of color combinations
- ▶ Rear commuter taillight and pursuit lights - visible from front and rear
- ▶ Built in Siren available in Hi-Lo or Wail
- ▶ Includes spare long lasting battery - never run out of power when out on patrol

Built Tough To Work As Hard As You

Only Volcanic Bikes are hand-built in the USA specifically and exclusively for the Bicycle Patrol Industry, to the standards required to withstand the rigors of daily patrol.

- Bullet-Proof Frames
- Proven Components
- Lifetime Frame Warranty

A longer service life means more value for your investment, unmatched by any other manufacturer.



THE NEW 2010 APB APPROACH PATROL BICYCLE

Frames are available in a wide range of colors, with options for POLICE, SHERIFF, EMS, SECURITY, FIRE decals and more. Contact our team of professionals for information about customizing bikes specifically for your department.

**THE TOUGHEST
PATROL BIKES
ON EARTH!**



Hand-Built in the USA



Volcanic Manufacturing LLC

2103 Harrison Ave. NW #2644

Olympia, Washington 98502

(360) 943-8613

info@volcanicbikes.com www.volcanicbikes.com

2010 Product Guide

Welcome to the eighth annual IPMBA Product Guide! This year's guide begins with a "virtual" tour of Interbike and concludes with IPMBA's exclusive Product Purchase Program. In between are a comprehensive supplier's list for anything and everything your profession requires and informative product reviews to keep you on the cutting edge of public safety cycling. *Pages 5-18.*

Interbike 2009: The Good Times Keep on Rollin'

by Charlie Summers, PCI #512
Illinois State University Police Department
IPMBA Industry Liaison

The month of September is always an exciting one for the Industry Liaison, but also busy. Imagine the excitement of getting ready to attend the world's largest bike show! As if that wasn't thrilling enough, this year I was very fortunate to be invited to attend the outdoor demo in Boulder City, Nevada, as a guest of Marin Bikes and Shaums March of Mad March Racing.

Upon arriving in Las Vegas, I received a phone message from Shaums, advising me to call him as soon as I had checked into the hotel. So I did, and shortly thereafter, met with him and some of the crew from Marin. The Marin team was very excited to learn more about IPMBA, and we talked for hours. It was extraordinary to experience their passion for making quality bikes, and I felt very fortunate to be among them. After hours of talking shop, though, it was time to get some shut-eye; I had a big day ahead, discovering the outdoor demo.

The next morning, I caught the shuttle from the Sands Convention Center out to Boulder City. Thirty minutes later, I disembarked at "sand city", where hundreds of enthusiasts were testing their favorite – or soon to be favorite – rides. I made my way to the Marin booth to test their 2010 line. My first ride was a double first — I had ridden neither a Marin nor a 29er, so they set me up with the new Nail Trail 29er. Shaums saddled up and we were off.

I was very pleased with the ride of the Nail Trail. I'm not a hardtail fan, but this bike climbed well and felt smooth and fast. Shaums took me through some rougher terrain to put me and the bike to the test. I was truly amazed at how well this bike handled the rough stuff as I nose-wheeled through it. It was a great

performer. But just so you know, I won't be switching to a hardtail...my favorite Marin ride was yet to come.

After some heavy-duty pedaling, I needed some fuel, so I broke for lunch and scouted out some of the other goings-on at the outdoor demo. I was very pleased to see one of our other conference exhibitors, Optibike, who had a constant stream of test rides. Their bike sure would have come in handy on some of those long, sandy climbs! I also ran into our ace mechanic, Tim Schurr, checking out new lines for his shop, who introduced me to some of his industry friends.

After walking in the sand for awhile, I returned to Marin in hopes that the CXR carbon hardtail was ready to roll in my size. It had been out most of the day and I was anxious to test it.

After a short wait, it came in. I swapped the pedals, the mechanic gave it a "once over", and I was off to the foothills. This bike is super light and an outstanding climber. It was like pedaling air.

I spend much of day two checking out more of Marin's line. I tested the Mount Vision 5.8 and realized anew why I am a dual suspension kind of guy. This bike just ripped up the trails of Bootleg Canyon. It was an amazing climber and rolled smoothly over the rocks. It just felt right. The Marin team explained how they changed the design of the bike to make it lighter and stiffer for a better ride. Finally, the two rides I was waiting for.

First, the Quake 7.9 downhill bike, reworked for 2010, which was a ride to reckon with. I took the shuttle to the top

of Bootleg Canyon and just let this bike take me to the bottom. It soaked up everything the canyon had to offer.

Second, the reason I'm not about to turn into a hard tail rider: the Marin Attack Trail bike. This bike has 150mm of travel and is the "do all" bike. It pedals like a cross country bike, yet it is a free ride bike that can handle downhill duties as well. I was told to put this bike to the test and that I did. I pushed hard until one of the canyon rocks got a hold of the back tire and caused a flat. I changed out the tube and continued to bomb this thing down Bootleg Canyon. It was a remarkably

smooth ride and handled like a dream. I definitely will put this ride on my wish list. I could ride it at work and take it downhill for fun.

It was a well spent couple of days. My

deepest thanks and appreciation to the great people of Marin for allowing me to join them, and especially to Shaums March for making this happen.

The outdoor demo was great but there was more to come. My partners in crime hadn't even arrived yet to experience their first Interbike.

Because the 2009 Interbike was not my first, I knew what to expect and was prepared for another outstanding event. However, for my counterparts Bernie Hogancamp, IPMBA's treasurer, and 2009 conference coordinator Pat Hernandez, it was their first experience. All they could say was "wow!" If you are a true bike junkie, this show can

(Continued on page 6)



Welcome to Interbike

2010 Product Guide

Connex by Wipperman: Quickest Link Around

by Sgt. Charlie Summers, PCI #512
Illinois State University Police Department
IPMBA Industry Liaison

Well, a full year has passed since I met Tracy Gallemore of Connex by Wipperman at Interbike 2008. I was very fortunate to be introduced to their 920 Teflon®/nickel-coated, nine-speed chain, which is available in a variety of colors to suit your desire. Tracy offered a chain for a test and evaluation and I gladly accepted, opting for the blue one.

I couldn't wait to get back to Illinois and put this chain to the test. I installed it on my newly purchased GT and away I went. I was amazed at how this chain made shifting a dream. The outer plates have a unique design described as allowing the best shifting. To this I can attest. I have put countless miles on this chain and still to this day, it shifts like a dream.

One of the features I found to make my life easier with respect to keeping the chain clean is the Connex link. This is the easiest quick link I have ever used. It made removing and installing the chain a breeze.



Between riding in the mountains of Albuquerque, through the mud and grime of Central Illinois, and down the unforgiving hills of West Virginia, this chain has been through the ringer. It has performed flawlessly through every kind of terrain to which I have subjected it. It shifted well, even all mucked up, and didn't rust as have many of my previous chains. The chain simply held up to whatever I could throw at it, without any breakage or wear.

Connex by Wipperman has a chain for every style of riding, on- or off-road. For a complete product list, visit www.cantitoeroad.com.

To take advantage of the wholesale pricing offered to IPMBA members through the Product Purchase Program, contact Tracy at tracy.gallemore@cantitoeroad.com or 970-472-0125.

Charlie is the sergeant responsible for bike patrol operations for the Illinois State University Police Department. He was certified as an IPMBA Police Cyclist in 1998 and an IPMBA Instructor in 2001. He is currently serving as industry liaison on the IPMBA Board of Directors. He can be reached at cesumme@ilstu.edu.

Interbike 2009

(Continued from page 5)

overwhelm you in a heartbeat. The displays are awesome, products are everywhere, and the atmosphere is positively electric. Every vendor is excited and can't wait to pull you into their booths and rave about their products.

I will never forget the look on Bernie's face when we first entered the show. He just looked at me and said "thanks, brother." It was like bringing a young child to a candy store for the first time. When we met up with Pat and his wife, he had the same look on his face. I can just remember the look on her face. This trip is going to cost me.

We began by seeking out all the vendors who have been so gracious to IPMBA over the years, coming to the conference, offering discounts and donating products, such as Kenda, Brave Soldier, Cane Creek,



Cateye, Cycle Force Group, Fox Racing Shox, GSM Outdoors, MRP, ProGold Lubricants, Ergon Grips, Purple Extreme, Hayes Bicycles, Finish Line, Connex Chains, Topeak, and the other many fine companies who were in attendance. We truly appreciate all your support.

After conveying our sincere thanks and checking out new offerings, we set out to solicit sponsorships for the new video. This was a tough task due to the economic conditions. We are, however, hopeful that some good will come of our efforts.

Towards the end of the day we met with Shaums, who introduced us to some of his sponsors, some of whom donated outstanding items for the 2010 silent auction and PPP. So once again, Shaums, thanks for your gracious support and hospitality!

On day two, Bernie and I started off by splitting up so we could cover more of the enormous showroom and achieve more of our goals for the trip.

We worked hard, walked miles, and came up with some very promising products for the silent auction, PPP, product tests and evaluations, and the conference. I'm certain we will see some new vendors in St. Louis.

On day three, which is also departure day, we followed up on some promising conversations. We also made contact with some vendors we missed on the previous days.

The trip, from our point of view, was tremendously successful.

Stay ahead of the curve; come to St. Louis to see what we accomplished for you in Vegas!

Charlie is the sergeant responsible for bike patrol operations for the Illinois State University Police Department. He was certified as an IPMBA Police Cyclist in 1998 and an IPMBA Instructor in 2001. He is currently serving as industry liaison on the IPMBA Board of Directors. He can be reached at cesumme@ilstu.edu.

2010 Product Guide

Marin Hawk Hill Soars

by James Carter

Illinois State University Police Department

It was an exciting year for our bike program here at Illinois State University Police Department. We did numerous bike patrol programs and had the luxury of training with two-time World Downhill Champion Shaums March, who will be offering a similar training course at the 20th Annual IPMBA Conference in Chesterfield-St. Louis, Missouri. Aside from that, one of the most exciting events was when we received our new Marin Hawk Hill Patrol Bikes.

We were certainly in need of some new bikes this year. Between regular patrol and events, we could barely keep our old, battered bikes running. So when we received these new bikes, it was like Christmas in July.

The Hawk Hill frame is made of 6061 aluminum. Marin's double-butted Hydro-Edge top and down tubes with anti-flex seat and chain stays make the frame light and durable with an unsurpassed ride. The Hydro-Edge frame design is supposed to allow the bike to be more responsive, fast, and efficient. I can attest to all three of these manufacturer's claims. This bike doesn't take much effort to get it going.

The components set up on the Hawk Hill are stellar for a bike in this price category. The shock is a Marzochi 22R with a 100mm of travel. It comes with a preload

and rebound adjustments. This fork is very capable of withstanding the punishment of long stair descents and launching off small drops.

The drive train consists of a TruVativ crank set and bottom bracket, along with a complete set of Shimano Deore line of shifters, derailleurs, chain and cassette. Each of



these components has performed flawlessly over the last six months. They are easy to adjust and you

can replace them without breaking your department's budget if you have the occasional mishap.

One of the most impressive features is the Shimano hydraulic disc brakes as standard equipment. This is almost unheard of for a bike in this price category. I have yet to come across a bike for under \$1,000 with a quality hydraulic disc brake. Most come with cable-actuated discs.

The bike rolls down the road with WTB DX23 disc wheels. It came with WTB Prowler knobby tires, but we swapped them for more street-oriented tires. We went to the IPMBA Product Purchase Program for Kenda 2.3 Kiniiptions, which improved our ride on the pavement. The wheels have proven to be durable during the last six months of riding.

WTB also supplies the saddle for the Hawk Hill, which allows me to ride comfortably for the duration of my shift.

The only negative I have encountered during my six months of riding the Hawk Hill is the quality of the composite pedals. These pedals only withstood a few months of police abuse before having to be replaced with something more suitable.

After riding the Hawk Hill, I am most impressed with the overall durability and comfort of the bike, not to mention the price. The retail price on the Hawk Hill is \$965, certainly a reasonable price for a patrol bike. However, Marin's IPMBA Product Purchase Program price for the Hawk Hill came in at \$549. This enabled us to purchase new bags, racks, and lights, resulting in a fully-equipped, high-quality patrol bike for less than the bike's retail price, something every department can appreciate during the current budget constraints.

This bike has certainly produced over the last six months, and we expect to have them for years to come. Thanks to those at Marin who made our wishes come true.

Marin bikes are available at a discount through the IPMBA Product Purchase Program. For dealer specifics, contact Alex Wise at 800-222-7557 or alex@marinbikes.com. Visit www.marinbikes.com for more details about the Marin product line.

James has been with the ISU Police Department for three years, serving on the bike patrol for the last two. He currently works the 11-7 shift. He is also a certified firearms instructor and Field Training Officer. He can be contacted at jicarte@ilstu.edu.

Karma Army: Bad Karma to Bike Thieves

by Senan Gorman, founder

KarmaArmy.com

As mountain bikers, our gear is our connection to the outdoors. The simple pleasure of pushing human-powered transportation to the limit versus some of Mother Nature's most challenging and spectacular terrain is a bond we all share.

But for many, riding is more than just a fun thing to do on the weekends. For some, it's their livelihood, maybe how they get to work or to class. For those of you in law

enforcement or EMS, it is the means by which you do your job. If your bike is stolen, it is more than just losing something you like to do. It impacts your everyday life.

Personally, I have been the victim of two bike thefts and the experience left an indelible impression on me. Like so many enthusiasts, I've invested heavily in my gear inventory, and over time have come to trust, depend on, and – yes, I'll admit it – “love” each piece of equipment.

When my first bike theft occurred, I launched into a simple community awareness sticker campaign, with the message “Bad Karma to Bike Thieves.” I've been distributing these stickers to riders, bike shops, and friends for years. Ski and snowboard stickers soon followed, as I realized that a large-scale problem also exists in snow sports.

(Please note, I certainly do not wish “Bad Karma” on anyone, but if someone out there

(Continued on page 8)

2010 Product Guide

Ergon GP1 Handgrips: Get a Grip

by Erik Yamada, PCI # 276/EMSCI #014
Bloomington (IL) Police Department

For years, I have had to continually adjust and readjust my hand positions on the handlebars and bar ends because of numbness in my hands and wrists. Although I enjoy keeping active and healthy, this has been one of the few not-so-fun aspects of bicycling for me.

I just happened to be teaching an IPMBA Police Cyclist Course with Sergeant Charlie Summers when he showed me a set of ergonomic grips manufactured by a company named Ergon. The grips definitely looked different than any I had ever seen, and I was intrigued. When Charlie asked if I wanted to try them out, I thought, "why not?"

Upon further research, I learned that the grips are made of lightweight rubber which, combined with a carbon clamp, allows for 100% contact of hand and grip. This is accomplished through Ergon's anatomically optimized grip shape.



I can honestly say the grips have changed my riding experience in the most positive way. Immediately, the numbness in my hands and wrists was gone. All you have to do is adjust the grips to the desired position and enjoy the ride. This eliminates the amount of pressure on the inner palm, where the pain often begins. I have used these grips ever since and they are perfect for long days spent out on patrol. I would recommend them to anyone, but especially to those with hand and wrist issues.

Thanks to Ergon for the great product, and for offering IPMBA members 35% off on grips, backpacks, and tools. Visit www.ergon-bike.com for a complete product catalog, and contact Jeff Neal at 323-428-3495 or Jeffrey@ergon-bike.com for your IPMBA Product Purchase Program discount.

Officer Yamada has been with the Bloomington, IL, Police Department for 16 years. He has been an IPMBA Police Cyclist Instructor for 13 years and an EMSCI for 11 years. He is a member of the Industry Liaison Committee and can be reached at yamadace@msn.com.

Karma Army: Bad Karma to Bike Thieves

(Continued from page 7)

is stealing bikes, skis, snowboards, etc., they're doing a fine job of bringing it on themselves...)

Now, several years later, the incredible connective capabilities of social media tools like Facebook & Twitter sparked an idea, and KarmaArmy.com was born.

KarmaArmy.com is an online Community Watch & Alert System for those with active lifestyles and who depend on their gear to get them where they need to be. On the site, members can create a free profile to register pertinent information for their gear – serial numbers, descriptions, photos and location. In the event an item is stolen, a free "Karma Alert" notifies other members in the same geographical area through email and SMS alerts, including what the item is, what it looks like and where it was last seen. Every Karma Alert is instantly broadcast via RSS feeds, SMS/text messaging and through social media channels such as Facebook and Twitter, creating a virtual search party for the stolen gear.

We decided to let technology be our weapon of choice. Karma Army members connect with each other's exponential social networks, creating lightning-fast, real-time, local and global communication.

Utilizing the ability to send and monitor Karma Alerts, we want to help enable law enforcement prevent and deter thefts, and recover stolen property with a collective network of like-minded individuals. Our objective is to put bike, ski and snowboard thieves out of business, for good.

How bad is bike theft across the country? According to a 2009 article in the *Wall St. Journal*, "San Diego saw a 45% increase in reported bike thefts in the first half of this year from a year earlier. The police station covering the central part of downtown Los Angeles has seen a 72% increase in stolen-bike reports so far this year...; Austin and Philadelphia have seen increases for the past two years."

Our goal now is to connect this information with you, the law enforcement professional. Granted, we completely understand that having law enforcement track every individual bike theft is not a realistic possibility – there are certainly higher priorities on a daily basis.

However, we also believe that one individual bike theft could lead to a larger scale theft operation.

We also realize that every state, county, city, town and municipal law enforcement agency operates differently and uses different systems, so we want to know, from you, the

best way to send this information to your agency. We've got the tools and technology – all we need to know is to whom the Alerts should be sent, and through what channel.

We're also working with several retail and trade associations to distribute this information to local retail and repair shops. If someone tries to sell a bike that might be stolen, any shop can simply log onto KarmaArmy.com to check if a Karma Alert has been posted for the item.

The Karma Army mission is crystal clear. If you're out there riding your bike, skiing or snowboarding, surfing, kayaking, etc., we know you're enjoying an active, healthy lifestyle, and your gear is sacred. We get it.

We're here to: Educate, Inform, Protect, Prevent, Recover, Spread "Good Karma," Help our World be a Better Place, Enjoy Life.

Please reach out and let us know what we can do to help with your efforts to reduce gear theft and recover stolen goods.

Contact me at senan@karmaarmy.com for more information or to sign up for Karma Alerts.

Karma Army: Protect. Prevent. Recover.
<http://www.KarmaArmy.com>.

2010 Product Guide

Princeton Tec EOS Headlight & Swerve Taillight: Shine On

by David Hildebrand, PCI # 404T/EMSCI #118T
Denton (TX) Police Department
IPMBA President

EOS HEADLIGHT

After years of wanting a helmet light to supplement my handlebar lights and handheld flashlight for duty use, I came across a product that fills the bill. While there have long been helmet-mount lights on the market, they have generally been rather cost-prohibitive to those of us who have spouses whom they wish to retain. During my time on night shift, I settled for zip-tying an LED flashlight to my helmet. While this worked well, it looked a bit “different”.

The Princeton Tec EOS bike headlight has proven to be the solution for which I was searching. The light can be handlebar- or helmet-mounted, but in my opinion, it does its best work as a helmet-mounted light. At \$49.99 retail, it is reasonably priced and offers a high degree of value.

The light weighs in at only 105 grams, and seems to disappear when you mount it on your helmet. It has four operational modes: high, medium, low, and flashing. The switch is flush-mounted rubber and works easily. If you press it once and leave it, the high mode is automatically activated. If you press it on/off quickly, it toggles through the other modes. It took me a little while to quickly find the button when wearing full-finger gloves, but after a little practice, it became no problem at all.

Performance-wise, the light does exactly what I want it to. At 50 lumens, the beam is bright and focused enough that it makes an excellent supplement to handlebar-mounted lights. I have even used it by itself off-duty on night-time road training rides. On-duty, I quickly learned that I needed to make sure I kept it pointed down when I was talking with someone so I did not blind them with the light.

I really like having my hands free when dealing with people, and not having to use a handheld light. I still keep a regular flashlight with me in case of long-term use but in most situations, the headlight works great.

I have found numerous uses for the light around my house and other jobs around the PD, using the included head strap. It makes it much easier to BBQ on the grill now that the days are so short. I also found it to be very useful while running a night firearms class. I could read the course sheets, score targets, etc., while keeping the ambient

light to a minimum for the students; very useful.

The light takes three AAA batteries to operate and touts a 113-hour burn time on high. The light is also regulated so that after a specified amount of time, it will shut off. This time varies according to which mode is being utilized. The EOS is also waterproof to one meter for 30 minutes. That is plenty rugged for my intended uses.

I would highly recommend the Princeton Tec EOS bike headlight to anyone looking for a helmet-mounted light who does not want to spend a big wad of cash.

SWERVE TAILLIGHT

I am always on the lookout for new taillight technology that performs at a higher level than its competition. The Princeton Tec Swerve taillight distinguishes itself quite well when compared to the majority of other active taillights I have used through the years. The light is compact, light (at 81g), and performs very well. It has a narrow, rectangle box configuration with a toggle-

mounted, two-way switch in the middle, providing 180 degrees of visibility. The light operates in two modes, steady and flashing. When I first saw this light, I was reminded of my impression when we switched from the red Vista taillights to the white lens Vista lights with colored LED bulbs. The other members of the bike unit and I were amazed at how much further away we were visible with the new lights. The Swerve made me feel this way again.

Utilizing “LED optic collimator” technology, the beams are focused into a narrow, bright beam designed to illuminate long distances. This technology, combined with a proprietary lens system, produces a taillight that will reach out and touch someone.

The flashing mode seems to work best for conspicuity since the eye is drawn to movement. The flash mode not only flashes on and off, it also alternates between two bulbs set about two inches apart. The toggle switch is easily manipulated, moving either up or down from the center “off” position to access the different modes.

The light mounts easily to the seat post or seat stays with an innovative mount, or

clips onto a rack bag or pack with the integrated clip. The clip appears to be sturdy and designed well enough to prevent the light from falling off while riding rough terrain.

At \$29.99, the Swerve is on the middle-to-high end for self-contained

taillights but performs well enough to justify the cost.

David Hildebrand is currently the Training Coordinator for the Denton Police Department. He has been a firearms instructor since 1997 and a bike officer since 1996. He currently serves on the IPMBA Board as President. He can be reached at david.hildebrand@cityofdenton.com.



2010 Product Guide

Supplier Listing

A listing of companies which have shown their dedication to public safety cyclists through their active participation with and support of IPMBA, as conference vendors, PPP participants, advertisers, and sponsors.

4Bike-Police.com

Product: Police Bikes by Fuji, S&W, Marin, KHS; Complete Bike Accessories and Duty Gear

Phone: 501-517-5338

Website: www.4bike-police.com

Alerte Systems Inc.

Product: Lights & Sirens

Phone: 800-728-1536/417-847-4791

Website: www.alertesystems.com



Andusa & Co.

Product: Montague Folding Bikes

Phone: ++(0)2082419826

Website: www.montaguebikes.co.uk

Aruba Sport Eyewear

Product: Sport Sunglasses

Phone: 972-369-0323

Website: www.arubasportonline.com

Bike Medicine

Product: Purple Extreme Bike and Gun Lubricant

Phone: 866-286-5823, 713-773-0477

Website: www.purpleextreme.com

Bike Tac Designs

Product: Siren, Earphone for Helmet

Phone: 541-892-5344

Website: www.biketac.com

Bike World

Product: Bicycles, Parts, Accessories

Phone: 800-928-5558/210-828-5558

Website: www.bikeworld.com

Brake Director

Product: One-Hand Power Braking System

Phone: 206-283-6542

Website: www.brakedirector.com



Bratwear

Product: Uniforms

Phone: 253-517-4000

Website: www.bratwear.com

Brave Soldier

Product: Ointments & Crash Packs

Phone: 323-653-5538/888-711-BRAVE

Website: www.bravesoldier.com

Bushnell Outdoor Products

Product: Holsters, Injection-Molded Kydex & LE Gear

Phone: 913-752-3400

Website: www.unclemikesle.com

Bushwhacker USA

Product: Trunk Bags

Phone: 801-829-6801/800-344-1256

Website: www.bushwhackerbags.com

Bycycle, Inc.

Product: Alternative Saddle

Phone: 877-397-2164/503-452-1361

Website: www.bycycleinc.com

Cane Creek Cycling Components

Product: Suspension Seatposts

Phone: 800-234-2725

Website: www.canecreek.com

Cascade Designs

Product: Platypus Hydration Systems

Phone: 800-527-1527/206-676-1414

Website: www.cascadedesigns.com

Cateye Electronics

Product: Lighting Systems

Phone: 800-522-8393

Website: www.cateye.com

Chiba Sports

Product: Gloves & Suspension Seats

Phone: 813-855-3400

Website: www.chibasports.com

Copknifeguy

Product: Tactical/LE Knives, Accessories; Knife Trading

Phone: 940-521-9495

Website: www.copknifeguy.com

Cycle Force Group

Product: Smith & Wesson Bicycles

Phone: 877-533-7245/515-232-0277

Website: www.cyclefg.com

Cycle Siren

Product: Light & Siren System

Phone: 714-628-8935/877-477-4736

Website: www.cyclesiren.com

CycleAware

Product: Bicycle Safety Products

Phone: 831-685-1115 x 80

Website: www.cycleaware.com

Cyclops

Product: Bicycle & Tactical Ops Equipment & Accessories

Phone: 843-259-8368

Danalco

Product: Sealskinz & Chillblocker Waterproof Socks & Gloves

Phone: 800-868-2629/905-628-0102

Website: www.danalco.com

De Soto Sport

Product: Triathlon Clothing and Wet Suits

Phone: 858-453-6672/800-453-6673

Website: www.desotosport.com

Desert Sun

Product: First Aid & EMS Supplies

Phone: 760-468-1800

Do Wrap Performance Headwear

Product: High-tech under helmet headbands and bandanas

Phone: 773-770-4200/800-359-2514

Website: www.dowrap.com;

www.sweatvac.com

Electric Motion Systems

Product: E+ Electric Bikes

Phone: 571-323-5084

Website: www.electricmotionsystems.com

Electrik Motion

Product: Electric Bike

Phone: 845-639-9046/866-372-6687

Website: www.electrikmotion.com

Elete Electrolyte Add-In

Product: Electrolyte Supplement

Phone: 801-731-7040

Website: www.elete

www.eletewater.com

ELHN Badge & Emblem Design

Product: Custom Police Badges, Emblems, Pins, Coins

Phone: 203-364-8644

Website: www.elhnbadge.com

Ellsworth Handcrafted Bicycles

Product: Bicycles

Phone: 760-788-7500

Website: www.ellsworthbikes.com

2010 Product Guide

Supplier Listing



EMS Magazine/EMSResponder.com

Product: EMS Magazine/
EMSResponder.com

Phone: 920-563-6388

Website: www.emsresponder.com

Ergo the Seat

Product: Ergonomic Bike Seat

Phone: 425-333-6161

Website: www.thecomfortseat.com

Ergon USA

Product: Ergonomic Grips, Backpacks, Tools

Phone: 323-656-2788

Website: www.ergon-bike.com

EV Tech

Product: Bikes, Accessories, Montague
Folding Bike

Phone: 972-851-9990

Website: www.texaselectricbikes.com



Exposure/USE (Ultimate Sports Engineering)

Product: Exposure Lights, Various
Accessories

Phone: ++ 1798 344477

Website: www.use1.com

Eye Safety Systems, Inc.

Product: Protective Eyewear

Phone: 208-726-4072 x6111

Website: www.esseyepro.com

First Aid Supplies Plus

Product: Bike Supplies & Accessories; First
Aid Supplies; AEDs

Phone: 703-449-5438

Website: www.firstaidsuppliesplus.com

Foster Grant Sunglasses

Product: Ironman Sunglasses

Phone: 215-335-9218

Fox Racing Shox

Product: Fox Racing Shox MTB Suspension

Phone: 800-FOX-SHOX

Website: www.foxracingshox.com

Fuji America

Product: Bicycles, Parts and Accessories

Phone: 1-800-631-8474 ext: 1110

Website: www.fujibikes.com

Gator Sports

Product: Headgear, Gloves

Phone: 801-261-3729 x 2

Website: www.gatorsports.com

Gatorz Eyewear

Product: Eyewear (Polarized, Photochromic,
Defender Series Lens)

Phone: 760-804-3599

Website: www.gatorz.com

Genuine Innovations

Product: Flat Tire Remedies

Phone: 295-3936 x 117

Website: www.genuineinnovations.com

Gita Sporting Goods

Product: Giordana Apparel

Phone: 800-FON-GITA x 319

Website: www.gitabike.com

Grove Tools, Inc.

Product: Seat Lock

Phone: 563-588-0536

Website: www.saveyourseatlock.com

GSM Outdoors

Product: Outdoor Sports Equipment

Phone: 877-269-8490

Website: www.gsmoutdoors.com

Hayes Bicycle Group

Product: Mechanical & Hydraulic Disc
Brakes, Front & Rear Suspension; Wheel
Components

Phone: 1.888.MTN.DISC, (1.888.686.3472) x
4392

Website: www.hayesbicycle.com



iForce Bikes

Product: Patrol Bikes and Accessories

Phone: 724-524-4128

Website: www.iforcebikes.com

IMBA

Product: Mountain Bike Advocacy

Phone: 888-442-IMBA/303-545-9011 x 106

Website: www.imba.com

Iosso Products

Product: Lubes

Phone: 888-747-4332

Website: www.iosso.com

J. L. Darling

Product: Weatherproof Paper

Phone: 253-922-5000

Website: www.riteintherain.com

John E. Reid & Assoc

Product: Street Crimes Seminar

Phone: 800-275-4915

Website: www.reid.com



Jones & Bartlett Publishers

Product: Complete Guide to Public
Safety Cycling, Educational Materials

Phone: 800-832-0034

Website: www.jbpub.com

Kenda USA

Product: Tires, Tubes, & Accessories

Phone: 866-536-3287/614-866-9803 x 204

Website: www.kendausa.com

Kuji Sports Co. Ltd.

Product: Ironman Cycling Helmets

Phone: 479-254-0065

Website: www.ironmanhelmets.us

Lane Sunglasses Inc

Product: Protective Eyewear and Goggles

Phone: 800-542-7850

Website: www.lanesunglasses.com

Law Enforcement Product News, Law Enforcement Technology

Product: Law Enforcement Product News,
Law Enforcement Technology

Phone: 800-291-3911

Website: www.officer.com

Lift & Storage Systems, Inc.

Product: Automatic Bike Lift Storage Systems

Phone: 800-825-4777/651-777-1554

Website: www.liftstore.com

LightCycles

Product: Bicycle Parts & Accessories

Phone: 518-420-4666

LouKa Tactical Training LLC

Product: Firearms Training Video

Phone: 734-697-6342

Website: www.loukatactical.com

Mad March Racing

Product: Mountain Bike Camps and Coaching

Phone: 805-570-3330

Website: www.madmarchracing.com

Madison Bicycle Shop

Product: Complete Line of Bikes, Uniforms
& Accessories

Phone: 973-377-6616

Website: www.madisonbicycleshop.com

Maklite

Product: Illuminated Safety Products

Phone: 800-888-5427/773-276-7500

Website: www.librasafety.com

Marin Bikes

Product: Bicycles for Public Safety Use

Phone: 415-382-6000

Website: www.marinbikes.com

2010 Product Guide

Supplier Listing

Marwi USA, Inc.

Product: Lighting Systems
Phone: 800-448-3876
Website: www.marwiusa.com

Maxit Designs

Product: Performance Headwear
Phone: 800-556-2948
Website: www.maxit-inc.com,
www.headgator.com

Maxxis Tires

Product: Tires & Tubes
Phone: 800-4MAXXIS/678-407-6728
Website: www.maxxis.com



Mocean

Product: Technical Bike Patrol
Uniforms
Phone: 949-646-1701/877-662-3680
Website: www.mocean.net

Montague Bikes Corporation

Product: Folding Bikes
Phone: 800-736-5348 x 204
Website: www.montaguebikes.com

Mountain Racing Products

Product: Power Grips, Straps/Pedals, White
Bros. Forks, Kreidler Rollers, Tamer
Suspension Seatposts
Phone: 970-241-3518/800-999-8277
Website: www.mrbike.com

National Institute for Occupational Safety and Health

Product: Occupational Safety & Health
Phone: 513-533-8290
Website: www.cdc.gov/niosh/homepage.html

NightFlux PTY LTD

Product: Lighting Systems
Phone: 61-38-6858701
Website: www.nightflux.com

Niterider Technical Lighting

Product: Police Bicycle Lighting
Phone: 858-268-9316
Website: www.niterider.com

NuGo Nutrition

Product: Nutrition/Energy Bars
Phone: 412-781-4115 x 301
Website: www.nugonutrition.com

Olympic Uniforms/J. Marcel

Product: Uniforms
Phone: 206-722-1412
Website: www.olyuniforms.com



Openhouse Products

Product: Emergency Services Bags
and other Products
Phone: +44 (0) 151 647 4044
Website: www.openhouseproducts.com

Optibike

Product: High-Performance Electric Bike
Phone: 303.443.0932
Website: www.optibike.com

Patrol Cycle LLC

Product: Patrol Cycle Shoe
Phone: 800-208-2032/651-773-8763
Website: www.patrolcycle.com,
www.patrolbike.com

Polar Electro Inc.

Product: Polar Heart Rate Monitors
Phone: 877-630-9924
Website: www.polarusa.com

PolarPak

Product: Hydration backpacks & gel-cooled
reservoirs
Phone: 208-426-9058 x 205
Website: www.polarpak.com



Police Bike Store

Product: Complete line of police bikes
& accessories
Phone: 309-797-9028
Website: www.policebikestore.com

Police Magazine

Product: Police Magazine
Phone: 310-533-2498
Website: www.policemag.com

Police Technical LLC

Product: PowerPoint for Public safety Training
Programs
Phone: 812-232-4200
Website: www.policetechnical.com

Princeton Tec

Product: Head/Taillight Systems
Phone: 609-298-9601
Website: www.princetonotec.com

ProGold Lubricants

Product: Lubes
Phone: 800-421-5823
Website: www.progoldmfr.com

Promark Int'l Inc.

Product: LE Equipment
Phone: 800-645-4443
Website: www.publicsafetymall.com

Promotive.com Free Pro-Deal Membership

Product: Outdoor -Bike-Action Sports Gear
Phone: 801-456-6921
Website: www.promotive.com/ext/law

Public Safety Logos

Product: Badges, Badge Cases, Patches,
Challenge Coins, Ranger Buckle Sets
Phone: 781-851-4549
Website: www.publicsafetylogos.com



R & B Fabrications

Product: Panniers & Safety Vests
Phone: 800-553-1911
Website: www.rbfab.com

Redman Training Gear

Product: Defensive Tactics Training Gear
Phone: 800-865-7840
Website: www.redmangear.com

Revision Eyewear

Product: Eyewear
Phone: 802.879.7002
Website: www.revisioneyewear.com

Ridge Medical and Skin Care Products

Product: ProFen HP Topical Ibuprofen Cream
Phone: 866-321-1732
Website: www.profenhpcream.com

Rocket Shower

Product: Rocket Shower Spray Body Cleaner
Phone: 512-785-7751
Website: www.10nine8.net

Rubel BikeMaps

Product: Bicycling Street Smarts; Maps
Phone: 617-776-6567
Website: www.bikemaps.com

Rudy Project Eyewear

Product: Helmets, Sunglasses
Phone: 888-860-7597/949-272-2457
Website: www.rudyprojectusa.com

Safetec

Product: First Aid, Infection Control Products
Phone: 716-895-1822/800-456-7077 x 117
Website: www.safetec.com

Seven Star Sports

Product: Cycling Helmets, Multi-Sport
Helmets, Protective Wear
Phone: 888-527-7827
Website: www.sevenstarsports.com

Sigma Sport

Product: Lighting Systems, Bike Computers,
Heart Rate Monitors
Phone: 888-744-6277
Website: www.sigmasport.com

2010 Product Guide

Supplier Listing

Signal Measurement Co.

Product: GPS Mounts
Phone: 800-527-1079
Website: www.smc-amp.com

SockGuy

Product: Socks, Arm Warmers
Phone: 760-804-1344
Website: www.sockguy.com

Spenco Ironman Cycling Gloves

Product: Ironman Cycling Gloves
Phone: 215-335-9218/c: 215-327-5206
Website: www.spencogloves.com

Stat Packs

Product: EMS Backpacks, Vests, Equipment Carriers
Phone: 435-627-2265
Website: www.statpacks.com

Superior Gear

Product: Chain Stain Away Pant Protector
Phone: 807-476-0485/888-519-2250
Website: www.chainstainaway.com

Swagman

Product: Bicycle Racks
Phone: 800-469-7924
Website: www.swagman.net

Swiftwick

Product: High Performance Socks
Phone: 800-895-5858 x 105
Website: www.swiftwick.com

Tactical Wear Online

Product: Under Armour Performance Wear
Phone: 717-666-2348
Website: www.tacticalwearonline.com

Terry Precision Cycling

Product: Bikes & Accessories
Phone: 802-861-7615
Website: www.terrybicycles.com

Timex Watch Corporation

Product: Watches
Phone: 203-346-5302
Website: www.timex.com

Todson

Product: Allay saddle, Topeak, Jango, Oguard locks
Phone: 800-213-4561
Website: www.topeak.com



Trek Bicycle Corporation

Product: Bicycles & Accessories
Phone: 920-478-2191 x 4911
Website: www.trekbikes.com

Trico Sports

Product: Bicycle Transport Cases, Gel Saddles, Saddlepads, Gloves, Shorts
Phone: 818-899-7705
Website: www.tricosports.com

TuffRhino Safety Supply

Product: Safety Gear, Hi-Viz Apparel, Cooling Products
Phone: 866-922-4488
Website: www.tuffrhino.com

United Bicycle Supply

Product: Bicycle Tools and Parts
Phone: 541-482-1750
Website: www.unitedbicyclesupply.com

United Uniform

Product: Uniforms
Phone: 909-381-2682
Website: www.uumfg.com

Velo Gear

Product: Cycling Books, Videos, Gear
Phone: 800-234-8356
Website: www.velogear.com

VMI Logistics, LLC

Product: Bike seats, Wipperman chains, Connexion links, tires, etc.
Phone: 970-282-1880
Website: www.cantitoeroad.com



Volcanic Bicycles

Product: Custom Police Bicycles
Phone: 360-943-8613
Website: www.volcanicbikes.com

White Lightning

Product: Bicycle Care Products
Phone: 805-929-1478
Website: www.whitelightingco.com

WTB

Product: Bikes & Accessories
Phone: 415-389-5040
Website: www.wtb.com

Xtreme Sports ID

Product: Xtreme Sports ID Interactive Emergency Wristband
Phone: 800-939-0154
Website: www.xtremesportsid.com

Zeal Optics

Product: Sunglasses, Gloves, etc.
Phone: 888-454-9325/435-259-6970
Website: www.zealoptics.com

Zensah

Product: Compression Garments
Phone: 877-614-5076
Website: www.zensah.com

Zinn Cycles

Product: Bicycles, Accessories, Maintenance Books
Phone: 303-499-4349
Website: www.zinncycles.com

Zogics LLC

Product: Portable Degreasing Hand Wipe with Natural Citrus Oil Extracts
Phone: 888-623-0088
Website: www.zogics.com

Zoic Clothing

Product: Cycling Apparel
Phone: 877-484-9642
Website: www.zoic.com



The information has been provided by the participating companies and is subject to change without notice. Inclusion in this list does not indicate endorsement by IPMBA, nor does it indicate the company's sponsorship of IPMBA.

2010 Product Guide

Product Purchase Program

Full listings of the Product Purchase Program are maintained on the web at www.ipmba.org/ppp.htm. The number of participating companies continues to grow, and the range of products is ever-broadening. Check the website for new listings and updates. Browse the websites of participating companies and start saving money for yourself and your department. *IPMBA greatly appreciates the assistance of Sgt. Nichol Bleichner of Illinois State University Police Department in updating the listings for 2010.*

4BIKE-POLICE.COM

Product: Police Bikes by Fuji, S&W, Marin, KHS; Complete Bike Accessories and Duty Gear
Cost to Members: 10% off Regular Prices
Contact Name: Mark "The Masked Merchant" Leonard
Contact Info: 501-517-5338/LCGInc@sbcglobal.net
Website: www.4bike-police.com
Notes: When ordering online, use coupon code IPMBA 10 for 10% discount.

ALERTE SYSTEMS INC.

Product: "Trail-Blazer" Bike Light Kit
Cost to Members: 10% off 1-10 units; 15% off 11-20 units
Contact Name: Bill Phillips
Contact Info: 800-728-1536/
sales@alertesystems.com
Website: www.alertesystems.com

ARUBA SPORT EYEWEAR

Product: Sport Sunglasses
Cost to Members: 20% off Retail
Contact Name: Marc McKinney
Contact Info: 972-369-0323/
mmckinney@arubasportonline.com
Website: www.arubasportonline.com
Notes: For online orders, enter the code IPMBA09 at checkout.

BIKE TAC DESIGNS

Product: Siren, Helmet Earphone, Smith & Wesson Bikes & Accessories
Cost to Members: Contact for Discounts
Contact Name: Shelley Gale
Contact Info: 541-892-5344/lt.gale@biketac.com
Website: www.biketac.com
Notes: Send email with IPMBA membership.

BIKE WORLD

Product: Bicycles and bike accessories.
Cost to Members: Wholesale + 45%
Contact Name: Mike Beatty
Contact Info: 800-928-5558/
mike.beatty@bikeworld.com
Website: www.bikeworld.com
Notes: Contact Mike Beatty at 1-800-928-5558.

BRAKE DIRECTOR

Product: Brake Director: One-Hand Power Braking System for Bicycles
Cost to Members: \$100
Contact Name: David Krafchick
Contact Info: 206-285-6518/
davidk@brakedirector.com
Website: www.brakedirector.com
Notes: Contact with member number for directions to a special purchase page. Special Police Bicycle Setup Available. Call for details.



BRATWEAR

Product: Bike Uniforms
Cost to Members: 10% off Standard Prices
Contact Name: Sara or Sally
Contact Info: 253-517-4000/sara@bratwear.com or sally@bratwear.com
Website: www.bratwear.com

CANE CREEK

Product: Suspension Seatpost
Cost to Members: \$94.92
Contact Name: Chris Strout
Contact Info: 800-234-2725/chris@canecreek.com
Website: www.canecreek.com

CASCADE DESIGNS

Product: Platypus Hydration Systems
Cost to Members: Wholesale Pricing
Contact Name: Eric Bilijum
Contact Info: 800-527-1527/
consumer@cascaededesigns.com
Website: www.cascaededesigns.com

CATEYE ELECTRONICS

Product: Computers, Heart Rate Monitors, Lights
Cost to Members: Pro-Deal Pricing
Contact Name: Ellen Hall
Contact Info: 800-522-8393/ellen@cateye.com
Website: www.cateye.com
Notes: Contact Ellen for Pro-Deal form, pricing, and availability. Group and bulk orders preferred; one contact per agency/order.

CYCLE SIREN

Product: Cyclesiren Police & EMS Mini-Sirens
Cost to Members: 10% off Retail
Contact Name: Greg Bohning
Contact Info: 877-477-4736/info@cyclesiren.net
Website: www.cyclesiren.com

CYCLEAWARE

Product: Cycling Mirrors and Day-to-Night Visibility Products and Accessories
Cost to Members: 15% off Retail
Contact Name: Amanda Jung
Contact Info: 831-333-9135/info@cycleaware.com
Website: www.cycleaware.com
Notes: Online: enter discount code IPMBA; phone: mention IPMBA when placing order.



CYCLE FORCE GROUP

Product: Smith & Wesson Bicycles & Accessories
Cost to Members: 20-35% off Retail
Contact Name: Graham Watkins
Contact Info: 515-232-0277/grahamw@cyclefg.com
Website: www.cyclefg.com

CYCLOPS

Product: Bicycle/Tactical Ops Equipment
Cost to Members: 10-30% off Retail
Contact Name: Ashley Foster
Contact Info: 843-259-8368/
cyclopstact@yahoo.com

DANALCO

Product: SealSkinz & Chillblocker Waterproof Socks & Gloves
Cost to Members: Net Price
Contact Name: Sam Matthews
Contact Info: 800-868-2629/sam@danalco.com
Website: www.danalco.com

DESERT SUN

Product: Bike First Aid Kits
Cost to Members: 1-9 units: 10% off; 10+ units: 15% off
Contact Name: Bertie Anderson
Contact Info: 760-468-1800/bertiea@hotmail.com
Notes: Include IPMBA membership number & expire date with order.

ELECTRIK MOTION

Product: Electric Mountain Bicycle, Accessories
Cost to Members: 10% off
Contact Name: Andy Koblick
Contact Info: 866-372-6687/
electrikmotion@aol.com
Website: www.electrikmotion.com
Notes: IPMBA membership number required.

ELHN BADGE & EMBLEM DESIGN

Product: Custom Police Badges, Emblems, Pins, Coins
Cost to Members: 25% off
Contact Name: ELHN Rep
Contact Info: 203-364-8644/
elhnbadgedesign@aol.com
Website: www.elhnbadge.com
Notes: Call or email design/quantity for price quote.

ELLSWORTH HANDCRAFTED

BICYCLES
Product: Truth, Evolve, Epiphany, Moment Frames
Cost to Members: 20% off Retail
Contact Name: Dan Maloney or John McPartlan
Contact Info: 760-788-7500/
danm@ellsworthbikes.com/
johnm@ellsworthbikes.com
Website: www.ellsworthbikes.com
Notes: Contact for size, color, shock choice, and delivery.

ERGO THE SEAT

Product: "The Seat" Ergonomic Bike Seat
Cost to Members: \$30 lycra/gel; \$23 vinyl; \$15 faux leather
Contact Name: Thomas White
Contact Info: 425-333-6161/daedalus@nwlink.com
Website: www.thecomfortseat.com

ERGON USA

Product: Ergonomic Grips, Backpacks, Tools
Cost to Members: 35% off Retail
Contact Name: Jeffrey Neal
Contact Info: 323-428-3495/jeffrey@ergon-bike.com
Website: www.ergon-bike.com

2010 Product Guide

Product Purchase Program

FIRST AID SUPPLIES PLUS

Product: Panniers, Lights, EMS Supplies, AEDs, more

Cost to Members: 15% off retail

Contact Name: Trisha Fitzgerald

Contact Info: 703-449-5438/
sales@firstaidsuppliesplus.com

Website: www.firstaidsuppliesplus.com

Notes: Call or email with proof of membership for discount code for online purchases.

FOSTER GRANT SUNGLASSES

Product: Ironman Sunglasses

Cost to Members: 40% off MSRP

Contact Name: Bill Paine

Contact Info: 215-335-9218/painews@aol.com

FUJI AMERICA

Product: Bikes & Accessories

Cost to Members: Special Prices on Selected Models

Contact Name: Patrick Leslie

Contact Info: 215-824-3854 x111/
pleslie@advancedsports.com

Website: www.fujibikes.com

GATORZ EYEWEAR

Product: Eyewear (Polarized, Photochromic, and Defender Series Lens)

Cost to Members: 25% off published retail rates

Contact Name: Tom Harwood

Contact Info: 800-767-4287 x 104/
tom@gatorz.com

Website: www.gatorz.com

Notes: Must contact Tom directly.

GITA SPORTING GOODS

Product: Giordana Apparel & Gommitalia Tires

Cost to Members: 10% off Giordana & Gommitalia

Contact Name: Nelson Frazier

Contact Info: 800-FON-GITA x 319/
info@gitabike.com

Website: www.gitabike.com

Notes: On website, enter "IPMBA" in promotion code box.

GROVE TOOLS, INC.

Product: Seat Locks

Cost to Members: \$19.95

Contact Name: Rob Smith

Contact Info: 563-588-0536/
rob@saveyourseatlock.com

Website: www.saveyourseatlock.com

GSM OUTDOORS

Product: Epic Action Cam

Cost to Members: 5% Discount

Contact Name: Michelle Delafuente

Contact Info: 877-269-8490/
mdelafuente@gsmorg.com or info@gsmorg.com

Website: www.gsmoutdoors.com

Notes: Email orders to orders@gsmorg.com.

IMBA

Product: IMBA Membership

Cost to Members: \$10 off IMBA Membership

Contact Name: Mike Dahl

Contact Info: 888-442-IMBA x 118/
membership@imba.com

Website: www.imba.com

Notes: Submit copy of IPMBA membership card with IMBA membership application or renewal.

IOSSO PRODUCTS

Product: Cleaners & Lubes for Guns & Bikes

Cost to Members: 20% off Retail

Contact Name: Marianne Iosso

Contact Info: 888-747-4332/
iossoproducts@iosso.com

Website: www.iosso.com

KENDA USA

Product: Premium Bicycle Tires & Tubes

Cost to Members: 60% off MSRP

Contact Name: Karen or Cindy

Contact Info: 614-866-9803/
bicycle@kendausa.com

Website: www.kendausa.com

Notes: Contact for Order Form.

LANE SUNGLASSES INC

Product: Protective Eyewear & Goggles

Cost to Members: 30% off Retail for Quantity Purchases

Contact Name: Neal Dykstra

Contact Info: 800-542-7850/eyewear@netnitco.net

Website: www.lanesunglasses.com

LIFT & STORAGE SYSTEMS, INC.

Product: Automatic Bike Lift Storage Systems

Cost to Members: \$4,000 (30 bikes); \$6,000 (60 bikes)

Contact Name: Shawn Jones

Contact Info: 800-825-4777/sjones@liftnstore.com

Website: www.liftnstore.com

LIGHTCYCLES

Product: Bicycle Parts & Accessories

Cost to Members: 20-25% off Retail

Contact Name: Bob Light

Contact Info: 518-420-4666/
lightrj@plattsburgh.edu

Notes: Email for details/availability/shipping charges.

LOUKA TACTICAL TRAINING LLC

Product: Video: Firearms & Training Issues

Cost to Members: \$23, incl. shipping

Contact Name: Lou Ann Hamblin

Contact Info: 734-697-6342/
louannblackwidow@aol.com

Website: www.loukactical.com

MAKLITE

Product: Illuminated Safety Light Products

Cost to Members: \$7.00

Contact Name: William Maki

Contact Info: 800-888-5427/
libra.safety@prodigy.net

Website: www.librasafety.com

MARIN BIKES

Product: Bicycles

Cost to Members: Contact for Discount

Contact Name: Alex Wise

Contact Info: 800-222-7557/alex@marinbikes.com

Website: www.marinbikes.com

Notes: Bikes are available through dealers. Contact Alex for dealer specifics and ordering information.

MAXIT DESIGNS

Product: Under Helmet Thermal Accessories, Sock Liners, Wicking Headbands

Cost to Members: 35% off Retail

Contact Name: Liz Fuoco

Contact Info: 800-556-2948/info@maxit-inc.com

Website: www.maxit-inc.com, www.headgator.com

Notes: Please provide IPMBA membership number and expire date.



MOCEAN

Product: Bike Patrol Uniforms

Cost to Members: 25% off Retail

Contact Name: Bill Levitt

Contact Info: 877-662-3680/moceanbl@aol.com

Website: www.mocean.net

Notes: Discount available only on orders placed with Mocean.

MONTAGUE BIKES CORPORATION

Product: Paratrooper Tactical Folding Mountain Bike

Cost to Members: Special Pricing on Selected Models

Contact Name: Dave Widing

Contact Info: 800-736-5348 x 204/
dwiding@montagueusa.com

Website: www.montaguebikes.com

MOUNTAIN RACING PRODUCTS

Product: Power Grips, Straps/Pedals, White Bros.

Forks, Kreitler Rollers, Tamer Suspension Seatposts

Cost to Members: 20% off Retail

Contact Name: Billie Uriguen

Contact Info: 800-999-8277/info@mrpbike.com

Website: www.mrpbike.com

OLYMPIC UNIFORMS/J. MARCEL

Product: Bike Patrol Uniforms

Cost to Members: 10% off Retail Prices

Contact Name: Julie Cruise

Contact Info: 888-722-9222/
reps@olyuniforms.com

Website: www.olyuniforms.com

OPENHOUSE PRODUCTS

Product: Panniers, Cycle Bags, Lyteline High-Viz Products

Cost to Members: 15% off Regular Prices

Contact Name: Bruce Burns

Contact Info: +44 (0) 1422 824777/
bruce@openhouseproducts.com

Website: www.openhouseproducts.com

Notes: Provide IPMBA membership number when ordering.

PATROL CYCLE LLC

Product: Patrol Cycle Shoe

Cost to Members: \$79.95

Contact Name: Mark Eumurian

Contact Info: 800-208-2032 x 201/
patrolbike@earthlink.net; bgorton@patrocycle.com

Website: www.patrocycle.com,
www.patrolbike.com

POLAR ELECTRO INC.

Product: Polar Heart Rate Monitors

Cost to Members: Approximately 40% off Retail

Contact Name: Tricia Sterland

Contact Info: 877-630-9924/
tricia.sterland@polarusa.com

Website: www.polarusa.com

Notes: Email Tricia for order form.

2010 Product Guide

Product Purchase Program

POLICE BIKE STORE

Product: Fuji, S&W, Lights, Sirens, Bags, Accessories
Cost to Members: Addl 10-20% already discounted web prices
Contact Name: Michael Espejo
Contact Info: 309-797-9028/
info@policebikestore.com
Website: www.policebikestore.com

PROGOLD LUBRICANTS

Product: ProLink Chain Lube, ProGold Lubes, EPX
Cost to Members: 40% off Retail
Contact Name: Doug or Van
Contact Info: 800-421-5823/progoldmfr@aol.com
Website: www.progoldmfr.com

PROMARK INT'L INC.

Product: Full Line Law Enforcement Equipment
Cost to Members: 40% off Most Products
Contact Name: Kenneth Battcher
Contact Info: 800-645-4443/promarkint@aol.com
Website: www.publicsafetymall.com

PROMOTIVE.COM

Product: Outdoor-Bike-Action Sports Gear
Cost to Members: Promotional Prices on Gear; Free Pro-Deal Membership
Contact Name: Anyone
Contact Info: 877-420-2766/
Website: www.promotive.com/ext/law
Notes: Go to the website and apply for the law enforcement team.

PUBLIC SAFETY LOGOS

Product: Badges, Badge Cases, Patches, Challenge Coins, Ranger Buckle Sets
Cost to Members: 10% off + drop ship free on \$150 or more
Contact Name: Michael Carrizales
Contact Info: 713-851-4549/
sales@publicsafetylogos.com
Website: www.publicsafetylogos.com
Notes: Code: 20PMBA10 and IPMBA membership number must accompany order.



R & B FABRICATIONS

Product: Panniers & Safety Vests
Cost to Members: 15% off Retail
Contact Name: Tina Gunderman
Contact Info: 800-553-1911/info@rbfab.com
Website: www.rbfab.com

REDMAN TRAINING GEAR

Product: Defensive Tactics Training Gear
Cost to Members: 10% off Retail
Contact Name: Bob Brothers
Contact Info: 800-865-7840/
bob.brothers@redmangear.com
Website: www.redmangear.com

RUDY PROJECT EYEWEAR

Product: Sunglasses, Sport Eyewear, Helmets, Goggles
Cost to Members: 35% off Retail
Contact Name: Chris Lupo
Contact Info: 949-272-2457/
chris@rudyprojectusa.com
Website: www.rudyprojectusa.com
Notes: Online: Go to www.e-rudy.com. Add items to cart and checkout. Enter VIP code: sportmask.

SIGNAL MEASUREMENT CO.

Product: GPS & Communication Mounts
Cost to Members: 30% off Retail
Contact Name: Tom Polcyn
Contact Info: 800-527-1079/
steve@mounthardware.com
Website: www.smc-amp.com

SOCKGUY

Product: High Performance Cycling and Running Socks
Cost to Members: 30% off on Police and Sheriff socks
Contact Name: Michael Foley
Contact Info: 760-804-1344/michael@sockguy.com
Website: www.sockguy.com
Notes: Online: Enter promo code JOHNNYLAW2010 at checkout and click recalculate.

SPENCO IRONMAN CYCLING

GLOVES
Product: Spenco/Ironman and Police Cycling Gloves
Cost to Members: 40% off MSRP
Contact Name: Bill Paine
Contact Info: 215-335-9218/painews@aol.com
Website: www.spencogloves.com
Notes: Order directly through Bill Paine.

STAT PACKS

Product: Trauma Bags & Accessories
Cost to Members: 15% off MSRP
Contact Name: Andrew Tepper
Contact Info: 435-627-2265/atepper@statpacks.com
Website: www.statpacks.com
Notes: Must contact Andrew directly for discount.

SUPERIOR GEAR

Product: Chain Stain Away Pant Protector
Cost to Members: 10% off Regular Price; quantity discount for 10 or more.
Contact Name: Frank Pollari
Contact Info: 888-519-2250/sales@superior-gear.com
Website: www.chainstainaway.com
Notes: For online ordering, enter IPMBA5 in the coupon box.

SWAGMAN

Product: Bicycle Carriers (Roof/Hitch/Trunk)
Cost to Members: 15% off Retail
Contact Name: Debbie Finnie
Contact Info: 800-469-7924/debbief@swagman.net
Website: www.swagman.net
Notes: All Shipments Made from Orville, WA.

SWIFTWICK

Product: Athletic Socks, Arm Warmers
Cost to Members: 15% off Retail
Contact Name: Rachel Scott
Contact Info: 615-370-8611/info@swiftwick.com
Website: www.swiftwick.com
Notes: Online: enter discount (coupon) code IPMBA at checkout.

The Product Purchase Program was updated as of January 2010. Information has been provided by the participating companies and is subject to change without notice. Participation in the Product Purchase Program does not indicate endorsement by IPMBA, nor does it indicate the company's sponsorship of IPMBA.

TACTICAL WEAR ONLINE

Product: Under Armour Performance Wear
Cost to Members: 20-25% off MSRP; Free shipping over \$200; monthly specials
Contact Name: Donald Erb, PCI #205/EMSCI #018
Contact Info: 717-666-2348/
erbd@tacticalwearonline.com
Website: www.tacticalwearonline.com
Notes: On checkout page, enter IPMBA1 in the promotional code box. Click update at the bottom of page to update the total.

TERRY PRECISION CYCLING

Product: Bikes, Accessories, Seats, Apparel
Cost to Members: Terry Apparel -- wholesale; see notes for more.
Contact Name: Abbie Newell
Contact Info: 802-861-7615/
abbie@terrybicycles.com
Website: www.terrybicycles.com
Notes: Contact Abbie via email for pro deal form.

TIMEX WATCH CORPORATION

Product: All Timex Products
Cost to Members: 30% off MSRP
Contact Name: Bill Paine
Contact Info: 215-335-9218/painews@aol.com
Website: www.timex.com

VMI LOGISTICS, LLC

Product: Wipperman Chains
Cost to Members: Wholesale Pricing
Contact Name: Tracy Gallemore
Contact Info: 800-422-2104/970-472-0125/
tracy.gallemore@cantitoeroad.com
Website: www.cantitoeroad.com
Notes: Contact for order form. Provide name and membership number when ordering.



VOLCANIC BICYCLES

Product: Bikes, Accessories, Outdoor & Camping Gear
Cost to Members: Contact for Discount Price List
Contact Name: Eric Kackley
Contact Info: 360-943-8613/
eric@volcanicbikes.com
Website: www.volcanicbikes.com

WTB

Product: Tires, Saddles, Pedals, Wheel Parts
Cost to Members: 15% off Wholesale Prices
Contact Name: Chris Schierholtz
Contact Info: 415-389-5040/cschieholtz@wtb.com
Website: www.wtb.com

ZENSAH

Product: Tactical Shirts & Shorts
Cost to Members: 30% off Regular Cost
Contact Name: Ryan Oliver
Contact Info: 877-614-5076/customer@zensah.com
Website: www.zensah.com
Notes: When ordering online, type "IPMBA30".

ZOIC CLOTHING

Product: Cycling Apparel
Cost to Members: 30% off Retail
Contact Name: Eric Swenson
Contact Info: 877-484-9642/eric@zoic.com
Website: www.zoic.com

IPMBA's Corporate Members



IPMBA proudly recognizes the following organizations for their continued support and assistance to IPMBA and the profession of public safety cycling. They have helped to ensure that we can continue our mission of providing education, training, and resources for public safety cyclists worldwide. To become a corporate member, contact Maureen at maureen@ipmba.org or 410-744-2400.

BRATWEAR

Sally Swanson
253-517-4000 x 16
sally@bratwear.com
www.bratwear.com



Cycle Force Group

Graham Watkins
515-232-0277
grahamw@cyclefg.com
www.cyclefg.com



EMS Magazine/ EMSResponder.com

Scott Cravens
920-563-6388
Scott.cravens@cygnuspub.com
www.emsresponder.com



iForce Bikes

Tina Owens
724-524-4128
info@iforcebikes.com
www.iforcebikes.com



Jones & Bartlett Publishers

800-832-0034
info@jbpub.com
www.jbpub.com



Mocean

Bill Levitt
949-646-1701
moceanbl@aol.com
www.mocean.net



Police Bike Store

Michael Espejo
309-797-9028
info@policebikestore.com
www.policebikestore.com

POLICE BIKE STORE

Bikes • Accessories • Lights

CCR Registered - PO's Accepted
Multiple Item Discounts Provided

R & B Fabrications

Russell Lester
800-553-1911
info@rbfab.com
www.rbfab.com



Trek Bicycle Corporation

Scott Vandenberg
800-313-8735 x 4911
police@trekbikes.com
www.trebikes.com



Volcanic Bicycles

Eric Kackley
360-943-8613
eric@volcanicbikes.com
www.volcanicbikes.com



IPMBA BOARD

PRESIDENT

David Hildebrand ('12)
Denton PD
601 E Hickory, Suite #E
Denton TX 76205
940-349-7956
president@ipmba.org

VICE PRESIDENT

Neil Blackington ('10)
Boston EMS
767 Albany Street
Boston MA 02118
617-343-2367
vp@ipmba.org

SECRETARY

Jeff Brown ('11)
Dayton PD
335 W Third Street
Dayton OH 45402
937-333-1108
secretary@ipmba.org

TREASURER

Bernie Hogancamp ('11)
Homewood PD
17950 Dixie Highway
Homewood IL 43114
708-206-3431

CONFERENCE COORDINATOR

Kurt Feavel ('10)
UW Madison PD
1429 Monroe Street
Madison WI 53711
608-262-4520
conferences@ipmba.org

EDUCATION DIRECTOR

Mitch Trujillo ('12)
Boulder PD
1805 33rd Street
Boulder CO 80301
303-441-4488 ext 02744
education@ipmba.org

INDUSTRY LIAISON

Charlie Summers ('10)
Illinois State University PD
700 W College
Normal IL 61761
309-438-8631
industry@ipmba.org

EMS LIAISON

Marc Zingarelli ('11)
Circleville FD
586 Court St
Circleville OH 43114
740-474-3333
emsc@ipmba.org

MEMBERSHIP COORDINATOR

Robert Hatcher ('12)
Delaware PD
70 N Union St
Delaware OH 43015
740-203-1100
membership@ipmba.org

KEYSTONE


**Custom Sportswear
and Promotions**

WWW.KEYSTONECUSTOMSPORTSWEAR.COM

Official Supplier of IPMBA Merchandise

Give me your design ideas, or any new
merchandise you would like to see!

Contact us online, by email at erb@keystonecustomsportswear.com,
or by phone, (717) 666-2348.



TACTICALWEARONLINE.COM

**POLICE TACTICAL & MILITARY
PERFORMANCE WEAR**

Check out our online store
featuring:
UNDER ARMOUR®
MOCEAN
and more.

IPMBA members receive a discount.
Check out the PPP for details.

Mad March and the ISUPD make Front Page News!

by Tamara Peloquin
Mad March Mountain Biking

In July 2009, Mad March Mountain Biking, a leading mountain bike coaching company, partnered with the Illinois State University Police Department (ISUPD) on the design and implementation of an advanced police bike skills clinic. This two-day clinic was developed specifically to meet the unique needs of the ISUPD bike team, and was based on IPMBA criteria and input from Sgt. Charlie Summers, the ISUPD Bike Trainer. The overall goals of the clinic were to improve and enhance overall bike handling skills, resulting in more effective and safe bike police procedures.

From the moment the Mad March team arrived in Bloomington, it was "GO" time! The clinic began with an ABC Quick Check and then launched into bike fundamentals and advanced drills, right on campus. This enabled the ISUPD team to enhance their bike skills and practice maneuvers in their day-to-day environment. This attracted a lot of attention on campus, from random ISU students walking by to the local newspaper and TV stations!



A class of bike patrol officers from Illinois State University Police Department and Bloomington Police Department watched as 2-time world champion downhill racer Shaums March demonstrated hill climbing techniques during an advanced off road bike seminar at Farmdale Park in East Peoria, Tuesday, July 21, 2009. March drilled the patrol officers with a variety of exercises designed to improve their safety and proficiency during bike patrols. *(The Pantagraph, David Proeber)*

clinic as well as instruct several technical skill development workshops during the conference. Hopefully you'll have the opportunity to attend the Mad March clinic or a workshop at the conference. If not, you can coordinate a clinic similar to the ISUPD one, but tailored specifically for your department needs. Maybe you can make the front page of your local newspaper, too! For more information about scheduling a custom clinic, please contact Shaums March at shaums@madmarchracing.com. For more information about Mad March, visit www.madmarchracing.com.

Member News



Charlie Summers rides a slalom under the eye of champion downhill racer Shaums March. *(The Pantagraph, David Proeber)*

That afternoon, the group relocated to another ISU training facility to practice scenarios likely to occur in the line of duty. The Mad March team was apprehended by ISUPD every time...although Shaums March, owner of Mad March, 2x World Masters Downhill Champion and Master Coach, didn't make it easy for them! He may have even slowed down a little bit....but nonetheless, it was easy to see the team members' bike handling skills progressing throughout the day. Officer Grant Avery stated emphatically, "this is some of the best training anyone could receive to prepare them for on the job skills, it will make you a better, safer rider!"

On the final day, Mad March led the ISUPD team through more advanced skills and drills at an off-road riding location. Officers practiced successfully navigating and effectively responding to all types of riding situations they may encounter. The local press was also on site to take pictures and interview ISUPD officers and the Mad March team. This event made it onto TV as well as the front page of the local newspaper (http://www.pantagraph.com/news/local/article_7ffecbf0-7655-11de-9941-001cc4c002e0.html).

Last year was the first year Mad March collaborated with IPMBA to provide mountain bike instruction, and they will return to the annual conference this year. Shaums March and the Mad March team will conduct a pre-conference

BIKE PATROL SIREN

CycleSiren Features:

- ✓ Sound modes are Wail, Yelp and Horn (Whistle sound available).
- ✓ Daylight viewing LED strobe lighting. Color options, Red/Blue, Red/White and All Blue.
- ✓ Powered by a 9.6-volt Ni-MH RC battery that fits into the Police rack or side gear pack.
- ✓ For Police & EMS Bike Patrol.

Accessories:

- LED Taillights: Blue/Amber, Red or Blue.
- Ultra-Bright White LED Patrol Light.



Please visit our Web site
www.cyclesiren.com
Or telephone us at
714-628-8935.



DOES YOUR BODY ARMOR STINK?
Then you need
ARMORPUR™

973-202-5275
ARMORPUR.COM

ODOR NEUTRALIZING PRODUCTS FOR LAW ENFORCEMENT & MILITARY GEAR DEVELOPED BY A POLICE OFFICER

Combating Crime Sprees

by John Adams

City of McHenry (IL) Police Department

Ed's Note: This was posted to the IPMBA member listserv in response to an inquiry regarding the effectiveness of bike units in combating specific crime problems.

In October 2008, I was reassigned to patrol to supplement the patrol division; specifically, to deal with burglaries to automobiles. Our agency had a reported 83 burglaries and I was assigned the midnight shift. The midnight sergeant agreed that I would specifically target the hardest hit areas and that he would minimize any field reports I would be assigned.

I rode more than forty miles a night and did not stop moving until the third night of patrol. The reason I stopped was that my front tire got stuck. It was stuck in between our burglar's legs as he exited a vehicle. A short bike / foot pursuit resulted in an arrest and cleared nine burglaries to autos that very evening.

For this I received another department commendation.

Our bicycle patrol has been used to combat every crime spree. It has been very successful and is known for riding year round. Last year I rode in seven inches of snow in February, which drew the attention of our Mayor.

She asked, "how do you ride in the snow?" to which I responded, "just a little more slowly than in the summer."

While we have no statistics for the results of the program specifically, we are successful! If we can ride and make arrests in the winter thirty miles northwest of Chicago, there is no good reason why you cannot ride with similar results.

Ride hard, crash infrequently, and land softly.

John has been an IPMBA member since 2001. He is currently serving as crime prevention specialist for the city of McHenry Police Department. He can be reached at jadams@ci.mchenry.il.us.

Cycling into the Sunset

by Artie Gonzales, PCI # 141

Topeka (KS) Police Department (retired)

While attending the 2009 IPMBA conference in Albuquerque, I had the opportunity to listen to the new DVD. I say "listen" because the TV was situated away from the registration table and I couldn't see the screen. After hearing it for the one thousandth time, I thought, "this DVD is missing something." Despite the fact that many members of the IPMBA family have retired, there was not one chapter dedicated to cycling in one's twilight!

Well, being that I am retired, ride every day, and have crashed once or twice (okay, I led the bike unit in crashes), I decided to put my experiences into writing. Now, these are just a few tips for us silver-haired cyclists; I'm sure my peers can furnish many more.

First, there is a big difference between riding a bike with a gun strapped to your hip and the word "Police" stenciled to the back of your shirt vs. riding in regular bike shorts and shirt. Passing cars by don't seem to give you the same wide berth that they did when you were on duty. I have had many an encounter with side view mirrors. Cars leaving from stop signs don't seem to wait for you to pedal past; instead, they zip out in front of you. But, on the flip side, since we are no longer police officers, we don't have to abide by the department's general rules. We can yell at motorists and make all kinds of hand gestures without worrying about complaints! I love retirement!

Secondly, people may recognize you from the job. I live in central Topeka, the area where our bike unit worked most of the time. Consequently, I meet many a person whom I

arrested as I am riding hither and thither. They always say to me, "Ain't you one of those bike cops?" I always tell them that they have mistaken me for my brother, who is a real S.O.B. They always agree that he is and go about their business.

Thirdly, while young cyclists measure their workout by the mile, senior cyclists measure theirs by the number of rest stops. A senior cyclist must know the locations of all the bathrooms on every route. As one ages, it is no longer a matter of feeling of having to go to the bathroom in 20 or 30 minutes. It's more like "right now". Riding the bike hunched over naturally squeezes some tube shut and when one gets off the bike and stands erect...well, that tube is no longer pinched shut. And, here it comes! So, know where the bathrooms are and don't dare get off the bike until you are just outside the door. On a related note, biking shorts equipped with a fly really come in handy here, but it might even be best to forgo that morning cup of coffee when you're planning to ride.

While we are on the subject of biking shorts, I volunteer to be the official bike clothing police. Guys and gals, as we age, very unkind things happen to our bodies that we refuse to admit, let alone accept. We are no longer those svelte young persons we once were (and we no longer wear body armor). Some of us severely push the clothing manufacturer's fabric stretch limitation for the quantity of humanity into a pair of biking shorts. I'm just thankful that there are no buttons on the front of some of those shorts! Instead of those road bike shorts, go for the baggy, off-road ones. They're a whole hell

of a lot more flattering, and besides, they have pockets for all your stuff.

Senior cyclists must also recognize that we don't mend as quickly as we did as youths. And, that Ben-Gay is out, along with that Cramer sports goop we used to smear on our aches back in the 60's. It's gone the way of Aqua Velva aftershave lotion and Three Roses Hair Tonic.

Finally, I think that bikes were designed by orthopedic doctors and chiropractors to hurt you in order to drum up business. Those straight handle bars that made one ride hunched over, now those were a doctor's dream come true. When our bike unit started in '93, my butt, arms, shoulders, and back ached for weeks. Whoever designed these bikes didn't know anything about comfort.

That isn't the case today. There are some nice, grandfatherly upright bikes available, many of them designed with comfort in mind. And, speaking of comfort, we aren't even going to get into that bike seat thing, even though it was always a good excuse for me when I was extra tired at night!

Remember it's not how far or fast you ride, just get out there and move, but look good doing it!

Artie retired from the Topeka Police Department in 2006, after serving for 36 years. He spent the last 13 years of his career in the bike unit as a Police Cyclist Instructor and a Firearms Instructor. He has attended every IPMBA conference since 1994. Since his retirement, Mr. Artie enjoys much quality time with Hoochie I & Hoochie II, his road bike and mountain bike. He can be reached at artieobo@att.net.

Midden and West Brabant

Sjef Brouwers invites IPMBA members to attend the 2010 Bike Patrol Study Day, which will be hosted by the Midden and West Brabant police



forces. It will take place on 16 September 2010, and will attract approximately 250 attendees from the Netherlands and neighboring countries. A variety of workshops will be offered, including hand-on sessions, on-bike training, and use of force. The focus will be on operating safely on duty. World Champion cyclist Teun Mulder has been invited to participate. Information is available at www.politiebikedag2010.nl;

the site is not in English, so direct any questions to Sjef at sjeffect@planet.nl.

Sjef and his colleagues, Wout Hoeks and Lex van den Mysenberg traveled to Luxembourg on July 5, 2009, to participate in National Police Day. They demonstrated police cycling techniques to police officers and the public. Lex was elected to don prison stripes and play the part of the "bad guy".

Zuid-Holland-Zuid

Peter de Vogel of Politie Zuid-Holland-Zuid reports that his agency now has two bike instructors and one in training. There are approximately 60 active bike officers in the department, and the number continues to increase. They anticipate training additional bike officers in 2010.

In February, they are planning to send a bike instructor to the island of St. Maarten, in the Dutch Antilles, to train the island's bike officers. Bike officers from St. Maarten are also expected to have the opportunity to travel to the Netherlands for training.

Peter will be reassigned from the training department to operations from February 2010 until March 2011 as part of the process of becoming an operational chief. He expects to return to the training division in 2011 and share his experiences with his students.

Haaglanden

IPMBA Instructor Tommy Hamelink continues to maintain www.bikepatrol.nl, to which he has recently added "Tommy's Tips" as well as a collection of his past holiday greeting cards. Highlights of the site include a bike patrol video channel (<http://www.youtube.com/user/bikepatrol>), articles about bike patrol around the world, and the ever-popular photo-of-the-month feature. Tommy will conduct two sessions of *Dutch Arrest Tactics and Crowd Management Techniques* at the 20th Annual IPMBA Conference, May 6-8, 2010, in Chesterfield-St. Louis, Missouri. Register today at www.ipmba.org/conferences.htm.



Photos courtesy Sjef Brouwers.

*Happy New Year!

Bethlehem police Lt. Jason Schiffer chosen as next deputy commissioner

by Lynn Olanoff

Lehigh Valley Express-Times

Mayor John Callahan heralded Schiffer's experience in community policing as one of the top reasons he was selected. Schiffer, a city officer since February 1994, also has excelled as a bicycle patrol officer and is the reason for the unit's success, Callahan said.

"I have been very, very impressed with him in every role he served," Callahan said. "I don't want to put a platoon up against another, but he is the platoon leader of our highest-performing platoon."

Schiffer, 40, will replace Stuart Bedics, who has been picked to succeed Commissioner Randall Miller, who retired earlier this month to become Northampton County sheriff. Bedics also will be sworn in on January 5, when two new lieutenants and a new sergeant will be named.

"I am honored to have been selected," Schiffer said. "I believe the two of us are a pretty strong team to move forward the department and make some of the necessary changes."

The deputy commissioner serves as the department's disciplinarian, handling complaints, grievances and internal investigations, Bedics said. The incoming commissioner also said he was looking forward to Schiffer's leadership in promoting the importance of community policing in the department.

This article appeared in the December 18, 2009, edition of the Lehigh Valley Express-Times.

Lt. Jason Schiffer, right, will be Bethlehem's next deputy commissioner. He's sitting beside incoming Commissioner Stuart Bedics.



Express-Times Photo by Bill Adams.



Matt Langridge, PCI # 869
Thames Valley Police (UK)

I should have written this article before Christmas but everyone's favourite whip-cracker, Maureen, gave me an extra couple of weeks to put it together so, here we go!

I hope everyone had a good Christmas and is having a fine start to 2010. I know I am. Santa delivered a fixed-gear wheel for my winter hack and now, having spent a glorious few hours employing my workshop skills, I'm riding to and from work, trying to remember not to freewheel. The reminder is, to say the least, an "interesting" experience!

So, what has been happening over here since the last edition of *IPMBA News*? One of the biggest issues was the press-inspired uproar over an Association of Chief Police Officers (ACPO) Cycle Patrol training manual that a journalist had either gotten a copy of or had received a tip. Several of the country's national daily newspapers got ahold of the story and jumped on the bandwagon, condemning this apparent waste of public money. The furor resulted in an ACPO statement disassociating itself from the manual! Their release stated that the manual was not an ACPO document but had been produced by a group of "well-meaning officers." A bit of investigation revealed that the manual in question was a working document produced by a team of officers, some of whom are involved with the ACPO working group to formalise the cycle patrol training strategy about which I have previously written. This had been electronically sent out to a number of practitioners for their views on the document.

Cue the intervention of the tabloid press. One of the newspapers mentioned in reports as getting early sight of the manual was *The Sun*. This is a British daily equivalent, in my view, to *The National Enquirer*, a paper that reports some news but is more adult light entertainment. Also involved in the protests against the manual was a group called The Taxpayers Alliance, who claim to bring to the public's attention incidents involving waste of public money. Real "mountain out of a molehill" stuff that reared its head during what must have been a really slow news week. Only time will tell if the matter has damaged the credibility of cycle patrol. I can report, however, that at least in cycling circles, there is real recognition that what we in cycle patrol do on our bikes is often far removed from average cycling and that specialist training is the only sensible way to proceed.

Here are a few snippets from the press re the story:

On 12th November 2009 *The Guardian* website reported:

Police get 93-page guide to cycling

... the Association of Chief Police Officers (ACPO), which produced the guide, said the guidance had not yet been fully approved. The guide, seen by *The Sun*, warns officers not to tackle suspects while they are still "engaged with the cycle", includes a diagram on "deployment into a junction", and suggests they wear padded shorts for "in-saddle comfort". The guidance also notes that undercover officers may have to ride without a safety helmet, but warns: "This lack of protection must be noted and a full risk assessment of the required role to be undertaken."

An ACPO spokeswoman told the newspaper: "This guidance may have been drawn up by ACPO, but we haven't fully approved it."

Taxpayers' Alliance campaign director Mark Wallace added: "This is an absurd waste of police time and taxpayers' money."

On 19th November, *The Telegraph* website added:

Sir Hugh Orde condemns police bicycle manual

Sir Hugh, [new president of ACPO], former head of the Police Service of Northern Ireland, said he did not request or endorse the book. "I am not interested in bicycle manuals. I am interested in neighbourhood policing where cops ride bicycles, but that is where it stops. I am not in the mood for colleagues to write massive manuals for tactics... It is very funny, ha, ha stuff, but cops on bicycles is a serious thing. Communities love them. In Northern Ireland we had bicycles everywhere. I also understand we have a responsibility to keep people safe but frankly there are police on bicycles in Bogside*, although I understand they cycle quite quickly."

**Newshound's Note: Bogside is an area of Derry (Londonderry) in Northern Ireland which saw a number of incidents including terrorist attacks on police and army personnel during the Northern Ireland "Troubles".*

Despite this negative press, there were balancing reports, even from the same publications that panned the manual.

On 20th November, *The Guardian* website included this article:

Do bobbies on bikes beat cops in cars?

The Metropolitan police alone has more than 2,500 bicycles for its officers. But is introducing more cycling police a good move?

It may seem like a new phenomenon, but bobbies on the beat first turned to bicycles over a century ago. In 1896, Kent police bought 20 bikes for just £8 a piece and by 1904 it had 129, but unfortunately the use of the panda car all but wiped them out in the 1960s.

It was not until quite recently, when reports of successful experiments in San Francisco made it across the Atlantic, that they once again started to appear. Now there are again patrols all over the country, and the Metropolitan police alone has more than 2,500 bicycles. But last week an embarrassing 93-page guide to cycling, produced by well-meaning but perhaps overly cautious police officers, was leaked. With advice on how to turn corners, slow down and climb off the bike, it did little for their image. But, guide book or not, is introducing more cycling cops a good move?


The community support officer Sally Mitchell, who patrols Cambridge by bike, believes so. "I get a very good response from the general public, they say they like to see a uniformed presence that is easily accessible. Children always give us a wave," she said. Over the course of a shift she covers an average of 20 miles, mostly dealing with antisocial behaviour and handing out fixed-penalty notices for disorder. She also has the power to dole out parking fines and can target fellow cyclists when she catches them cycling on pavements. "We may be first on scene at a road accident; generally we are the eyes and ears for the police officers," she said.

This report attracted a number of comments from subscribers to the site. Most were very positive towards bike patrol, and many citizens voiced their support for public safety cyclists and training for complex cycling situations.

What a way to end a year, eh?

Ride Far and Ride Safe and Have a Happy 2010.

Matt Langridge



The IPMBA *Fundamental Skills for Public Safety Cycling* video has garnered top honors in the 2009 Law Enforcement Video Association (LEVA) Shield Awards Competition. The awards were presented on November 20, 2009, as part of the 20th Annual LEVA International Training Conference, held in Fort Worth, Texas. LEVA is a non-profit corporation committed to improving the quality of video training and promoting the use of state-of-the-art, effective equipment in the law enforcement and emergency services community.

The LEVA Shield Awards recognize excellence in video production within the public safety community. Awards are presented to the top three overall entries and the top three entries in nine separate categories.

The Niagara Regional Police Service Video Unit received the Award of Distinction (best overall entry) and the Gold Shield Award (first place) in the Technical/Safety category for their production of the IPMBA *Fundamental Skills for Public Safety Cycling* video. They were also recipients of the Awards of Excellence and Honor, marking the first time that a single agency has won the top three awards.

“IPMBA is honored to have partnered with production team members Geoffrey Holmes, Zac Labute, Jon Ohlman, and Jamie Saunders to create this highly-anticipated training video,” remarked IPMBA Executive Director Maureen Becker. “We are thrilled that they have been recognized by their peers for the professionalism of the project.”

The video features IPMBA members from the following agencies: Baltimore City (MD) Fire Department, Brighton (NY) Police Department, County of Simcoe (ON) Paramedic Unit, Metropolitan Washington (DC) Police Department, Monroe County (NY) Probation, New York State Police, Niagara Regional (ON) Police Service, Niagara Region (ON) EMS, Orange County (FL) Fire/Rescue, Osceola County (FL) Sheriffs Office, Ottawa (ON) Police Service, Penn Centre (ON) Security, Rochester (NY) Police Department, University at Buffalo (NY) Police Department, and University of Guelph (ON) Community Campus Police.

Fundamental Skills for Public Safety Cycling was made possible through the generous support of Mocean... Manufacturers of Technical Law Enforcement and Bike Patrol Uniforms.

The video is scheduled to be released on or about January 15, 2010. Order forms are available at www.ipmba.org.

Important: Test Diagram Clarification

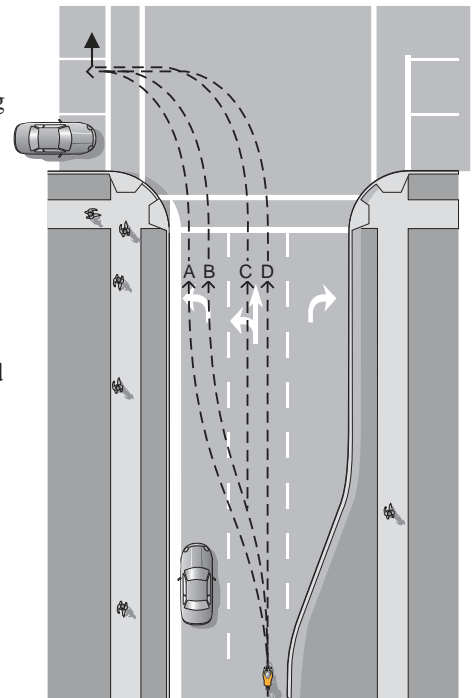
It has come to our attention that the diagram used in Question #22 of PC/EMSC/SC Test A and Question #16 of PC/EMSC/SC Test B is causing some confusion among test-takers.

The diagram shows a northbound cyclist turning left at a channelized intersection. The student is asked to identify the correct lane position for the cyclist prior to making the turn. Although this does not affect the cyclist’s position at the start of the turn (and hence, the correct answer), it has been pointed out that an intersection in which two left turn lanes feed into a single lane would be a dangerous design.


Jones & Bartlett will be asked to modify the diagram so that the lines of travel for A/B/C/D lead into the topmost lane in the diagram, which would be the rightmost westbound lane. In addition, they will clarify the road markings to indicate that the cyclist is turning left onto a road with two westbound lanes and one eastbound lane. We hope to have corrected copies of the test available soon.

In the interim, if questions arise, please clarify for students that the cyclist is turning onto a road with two lanes of westbound travel, and that the rightmost left-hand turn lane feeds into the rightmost westbound lane. If, in your experience, this diagram has not caused confusion, you may choose to not attempt to explain it, as you may unintentionally confuse your students.

Lines of travel A, B, C and D should lead into the topmost (rightmost westbound) lane.



Start 2010 on
the right
pedal, and
buy your
copy!



\$31.95*
Paperback • 264 Pages • © 2008

From the International Police Mountain Bike Association in conjunction with Jones & Bartlett Publishers comes ***The Complete Guide to Public Safety Cycling***.

The Complete Guide is the single most comprehensive source of in-depth information on starting a bike unit or enhancing an established bike unit with tactical and technical tips on everything from basic equipment needs to detailed insights on policy, maintenance, training, legal issues, and much more. This essential resource will guide public safety personnel and agencies seeking to put the wheels of a public safety bike unit in motion!

Jones & Bartlett Publishers

Toll free:

(800) 832-0034

Switchboard:

(978) 443-5000

Customer service:

ext. 8197

Fax:

(978) 443-8000

Online:

www.jbpub.com

Revised Instructor Course Eligibility

Requirements Include Retired Public Safety Cyclists

The question of whether or not to admit retired public safety cyclists into the IPMBA Instructor Course has been debated for years. Some have held the view that only those who currently ride a bike on duty are qualified to teach a course, while others have argued that retired individuals can bring a wealth of experience to the classroom. As public safety cycling has matured, the number of public safety personnel retiring with bike experience has been increasing. Many of these who were not afforded the opportunity to become IPMBA Instructors during their careers are interested in teaching after retirement. It is in the best interest of IPMBA and future generations of public safety cyclists to ensure that the experience and knowledge of these retired police, EMS, and security cyclists is not lost. Therefore, after serious consideration, IPMBA has decided to allow retired personnel to apply for the Instructor Course. Retirees must meet certain criteria in order to help ensure continued high standards. Upon approval, they will be required to successfully complete the Instructor Course in order to earn IPMBA Instructor certification.

In addition to meeting the standard criteria, any individual who has retired or separated from their department in good standing must provide official documentation of having been an active public safety cyclist for five years part-time, or three years full-time, and must apply for the Instructor Course within 24 months after separation. Official documentation consists of a letter from the chief, HR, or designee who can attest to time on, departure in good standing, and departmental support.

If you have any questions, please contact Mitch Trujillo at education@ipmba.org.

IPMBA Board Openings Announcement

Three seats on the IPMBA Board of Directors will be up for election/re-election at the 2010 IPMBA Conference in Chesterfield-St. Louis, Missouri. This is the official notice for those who may be interested in serving on the IPMBA Board.

In order to be eligible to serve on the Board of Directors, you must hold current, active certification as an IPMBA Instructor.

According to the IPMBA By-Laws, Article 111, Section 5: Board Candidate, any qualified member can become a candidate for the Board of Directors by:

- Submitting a letter of interest to the Executive Director after the official notice and no later than 45 days prior to the first day of the Annual IPMBA Conference (last day to submit letter and resume will be March 21, 2010).
- A resume or C.V. must accompany the letter of interest. If a resume or C.V. is not submitted, the candidate's name will be deleted from the list of potential candidates.

If you are interested in serving on the IPMBA Board, you may submit your letter of interest and resume to the Executive Director at any time before **March 21, 2010**. Please email your letter of interest and resume to maureen@ipmba.org. You will be expected to address the board during its pre-conference meeting on Tuesday, May 4, 2010.

If you have questions about board member responsibilities, please contact Maureen at 410-744-2400 or any current board member. Contact information for current board members can be found at <http://www.ipmba.org/board.htm>.

EMS[®] RESPONDER^{.com}

The **LARGEST**
ONLINE EMS community


Delivering EMS news, education and training 24/7



Visit **EMSResponder.com** to access:

- Daily & Breaking EMS News
- Job Board & Career Resources
- Grant-writing Assistance
- Podcasts and Webcasts
- Buyer's Guide
- EMS Events Calendar
- EMS Magazine Archives from 2004 to Present Day

The IPMBA Conference



Stay Ahead of the Curve at the 20th Annual IPMBA Conference

May 1-8, 2010 ~ Chesterfield-St. Louis, Missouri

Submit your training request **now** to attend the 2010 IPMBA Conference in Chesterfield-St. Louis, Missouri! From the 630-foot Gateway Arch to the confluence of the Missouri and Mississippi Rivers in the Chesterfield Valley, St. Louis is ready to host the 20th Annual IPMBA Conference. When you are not honing your bike skills, you can watch the ten-time World Champion St. Louis Cardinals, visit the majestic Clydesdales and the Anheuser-Busch brewery, test your luck at a casino, and sample the area's many flavors. Cycling opportunities abound, from the bike trails along the levees to the KATY train, to the 1779-acre Castlewood State Park. IPMBA has invited Shaums March to once again share his stupendous mountain bike skills on the park's 17 miles of trails, which range from flat bottomland along the Meremac River to steep hill climbs along the creek valley, challenging ridge-to-ridge trails, and hilly, technical twisters, like the aptly named "roller coaster".

Pre-conference courses: May 1-5, 2010 ~ Conference: May 6-8, 2010.

<http://www.ipmba.org/conferences.htm>

Celebrating 20 Years of Excellence

WEAR THE BEST


rigid midsole with flexible toe section for comfort when riding, running or walking.

great grip off the bike with the tough natural rubber sole

natural breathable top grain leather upper

designed for clip-in or regular pedals

comfortable inner lining



SPECIAL IPMBA DISCOUNT PRICE 79.95

REGULAR RETAIL 109.95. SHIPPING AND HANDLING WITHIN USA \$8.90/PR

order:
www.patrolcycle.com
freecall USA, 800 208 2032

USA DISTRIBUTION
PATROL BIKE SYSTEMS
P.O. BOX 9308
ST PAUL, MN 55109-0308
TEL: 651 773 8763

UK DISTRIBUTION
CYCLE FORCE UK LTD
16 MARKET STREET
BRACKNELL, RG12 1JG
TEL: (01344) 862550

www.grants.gov By law, this is designated to be the main clearinghouse for all federal grants. The reality is that it has taken a bit longer than anticipated to get all those grants into this website, but progress has been fairly quick. This should be your first choice when beginning your research for a federal grant. Billions of dollars of grant money appear on this website. Use the website to set your preferences and determine your eligibility for grants, and download the resources and helps for your research in funding, managing and monitoring the availability of future grants. There are links to state, territory and outlying area websites, too.

www.recovery.gov A website has been established to track much of the information about The American Recovery and Reinvestment Act of 2009 (ARRA), including money available under the law. At present, about \$4 billion is designated for crime control and improvements in criminal justice. In keeping with the goal of the ARRA, the projects funded under it are supposed to create or preserve jobs, reduce pollution, stimulate the economy and be "transparent" to the public so that taxpayers can see exactly where their money is going and how it is being spent. The website cross-references by category, geographical area and federal agency (such as Department of Justice or Department of Homeland Security). Information is provided about funds already paid for projects, and what monies are still available. Among the projects that can be funded with ARRA funds are those of law enforcement, prosecution and court programs, corrections, drug treatment, technology and victim/witness programs. The website also has a link to subscribe to updates—a wise choice given that the ARRA is relatively new and that changes and updates will probably be many as the law evolves. Because the website changes often, it is wise to check it regularly to determine what funds become available, and what is being updated or honed. At press time, 20 states, territories and the District of Columbia have received ARRA funds for projects that will maintain or increase public safety.

www.dhs.gov/xgovt/grants The Department of Homeland Security (DHS) has billions of dollars available for grants, particularly as they apply to projects for preparedness, response, equipment, training, exercises, and administration. The areas for programs include the state Homeland Security Program, Urban Areas Security Initiative, Metropolitan Medical Response System, Operation Stonegarden (U.S. land borders), the Citizen Corps Program, and others. There are links to the FEMA-directed projects for port security, critical infrastructure protection, regional/local mass transit system security, and equipment and training for first responders. On this website, you can learn your state's Homeland Security contacts, and information about Homeland Security grants.

www.fema.gov/government/grant/index.shtml Most of the federal Emergency Management Agency's focus is on disaster-specific grants, but other grant opportunities exist, too, for such matters as environmental and historical preservation, hazard-related grants, non-disaster programs, and repetitive flood claims programs. About \$3 billion is being offered in 2009 for preparedness program grants.

www.tsa.gov/what_we_do/grants/engage/access.shtml The Transportation Security Administration focuses most of its grants on projects to enhance safety and security of intercity buses, transit systems, ferry systems, mass transit, commercial trucking, freight railroad, and other forms of the nation's transportation. The website recently underwent some changes to make it more interactive.

www.cfda.gov The Catalog of Federal Domestic Assistance has been a strong database for federal grant programs available to state and local governments, tribal governments, domestic public and quasi-public groups, and private profit and non-profit groups and individuals. But with the growth of www.grants.gov, it is probable that the website will not be as widely used as it once was. It is being improved and may still include a user's guide, search features, links to other federal websites, and tips about available grant assistance such as how to write grant proposals. It has an archive of 2008 grant activity.

http://phmsa.dot.gov/hazmat/grants This website will benefit you if your project relates to safe transportation of hazardous materials. Funds available can benefit state, territorial, tribal or local hazmat emergency planning and training. There are also links for conferences, training and meetings offered by the US Department of Transportation. Current and historical grants are archived for easy reference.

www.rurdev.usda.gov/rd/nofas/index.html The U.S. Department of Agriculture has a Rural Development Program to fund projects in rural areas in facilities, equipment, housing, utilities and business. There are also links to loans and grants, cooperative grants, community facilities loans and grants, telecommunications loans and grants, and community development programs, all as they relate to rural settings and rural development.

www.ojp.usdoj.gov The Office of Justice Programs in the U.S. Department of Justice has grant money for a variety of projects in training, crime prevention and

emergency management. There are also links to past projects funding through the OJP—something of value to you if you want to see trends and how to prepare a successful project and application. New to the website are links specifically for the American Recovery and Reinvestment Act of 2009, and its grant opportunities.

www.whitehousedrugpolicy.gov This White House website for the Office of National Drug Control Policy describes an overview of funding opportunities for law enforcement training and technical assistance, equipment procurement and other programs especially targeted to reduction of drug abuse. Information on workshops and materials is also included.

www.gpoaccess.gov The U.S. Government Printing Office disseminates information from the legislative, executive and judicial branches of the government, and offers a guide to those branches. The website has a link to a list of official federal resources that can be useful when you need background information about goals and purposes of federal agencies or when you need to check such references as the Congressional Record, Congressional bills, the Code of Federal Regulations, conference committee reports, the Federal Register and other government publications.

http://www.usa.gov/Citizen/Topics/Benefits.shtml This website has an easy-to-navigate, alphabetical list of government benefits, grants and financial aid. It is designed particularly for the general public, but it can be valuable in grant research and learning the nature of the assistance available for a project.

www.hud.gov/grants/index.cfm The U.S. Department of Housing and Urban Development website has a grants page with information about current grant opportunities. It links to www.grants.gov for applications for the grants.

www.hrsa.gov/grants/default.htm The Health Resources and Services Administration of the U.S. Department of Health and Human Services website has a grant policy statement, current and archived grant opportunities, and a form for e-mail updates of new grants through the HRSA.

www.justnet.org Home to the Internet presence of the Justice Technology Information Network, this website is valuable for technology information, and search and topic lists for grants and their links in equipment, testing, evaluation and technology improvements.

www.loc.gov The Library of Congress is a concise reference tool for not only federal grant research and information, but also general resources and information.

www.npstc.org The National Public Safety Telecommunications Council (NPSTC) is a federation of organizations for public safety and interoperability of communications. The website has information on broadband, software-defined radio, re-banding, and technical education.

www.federalgrantswire.com This free resource guide for federal and other government grants and loans provides information by name, subject, applicant type or agency type. It also has tips for successful grant writing.

www.techsoup.com Primarily for non-profit organizations, this website can be helpful if your project will see your agency partnering with a non-profit. The website also has helps for locating donated and discounted technology products.

www.pfsa.us The Public Safety Foundation of America provides grants for such public safety functions as planning, equipment procurement, and training.

www.research.ucla.edu/ocga/sr2/Private.htm This University of California, Los Angeles Office of Contract and Grant Administration website has an alphabetical list of links to foundations and organizations that provide project grants.

www.Foundationcenter.org This website focuses on potential private grantors and also includes information about in-person grant writing courses and seminars, and webinars. It also has an archive of previous courses and seminars.

www.1hawthorn.com This website of the Hawthorn Institute has information about available grants and the process of successfully applying for grants. While much of the information centers on Missouri and the region around it, the website has value beyond that geographic area in providing information about upcoming grant writing and grant management seminars.

www.jispnet.org This website is the Justice Information Sharing Practitioners' Network, which seeks to enhance education of those serving in criminal justice and public safety. The organization lists seminars and webinars, some of which relate to grant writing.

www.nw3c.org The National White Collar Crime Center focuses on prevention, investigation and prosecution of high-tech crime. Its website lists seminars, some of which are grants related.

www.GrantWritingUSA.com This company is a leader in courses about grant writing and grant management. The website also contains information about how to host one of their grant seminars.


Product Guide




International Police Mountain Bike Association
583 Frederick Rd., Suite 5B
Baltimore MD 21228

NONPROFIT ORG
U.S. POSTAGE
PAID
BALTIMORE MD
PERMIT NO. 3361

I BET
IPMBA'S AWARD-WINNING
VIDEO WILL BE SHOWN
AT THE CONFERENCE...
I'M REGISTERED...
ARE YOU?



You and your wheels are invited to
The 20th Annual IPMBA Conference
May 6-8, 2010 Chesterfield-St. Louis, MO



www.ipmba.org 410-744-2400

IPMBA Stuff ...



... is Cool Stuff



Get your IPMBA merchandise by visiting
www.ipmba.org/merchandise.htm

Dozens of high-quality items, a terrific variety and
great customer service. Get yours today!