

END OF YEAR 2002

ipmba



news

NEWSLETTER OF THE INTERNATIONAL POLICE MOUNTAIN BIKE ASSOCIATION

IPMBA: PROMOTING AND ADVOCATING EDUCATION AND ORGANIZATION FOR PUBLIC SAFETY BICYCLISTS.

VOL. 11, No. 5

Think Spring. Think IPMBA Conference.

By Maureen Becker
Executive Director

According to the calendar, summer is officially over. Those of you who live in areas with harsh climates are putting on layers, while those of you who live in mild areas may not even notice a change. Here at IPMBA H.Q. in Baltimore, the weather is getting cooler and the leaves are changing, but we're thinking spring!

We're thinking spring because spring brings the year's most important event for public safety cyclists – the annual IPMBA Conference. The 2003 IPMBA Conference will be held in Charleston, capital of Wild, Wonderful West Virginia.

Those who have attended past conferences agree that each one has

been unique. The 2003 Conference will be no exception. This column is too short to list everything that's new, so here are a few highlights.

First – the registration form – two pages this year. We've redesigned it

to make it more user-friendly. The new format should make it easier to select your workshops and avoid schedule conflicts. Please read the instructions carefully, and, most importantly, fill out both sides!

The next big news involves the competition. No, we haven't cancelled it, but we have moved it from its "traditional" Saturday afternoon time slot. On Friday, workshops will end at 3:15pm. Shortly thereafter we'll parade down to the competition site on the grounds of the State Capitol. After everyone has had a chance to strut their stuff, it will be time to kick

back and feast, compliments of the West Virginia Division of Tourism.

Gee, if the competition isn't on Saturday, why stick around? Here's why – we're offering a wide selection of workshops. A few are classroom-based, but most are designed to get you outdoors and on your bike. You can learn how to effectively and safely conduct traffic stops or secure an EMS scene, put your bike skills to work on- or off-road, or sharpen your firearms skills.

And that's not all that's new! Check out the article on page 7 – in response to your requests, IPMBA has developed a new certification course. The IPMBA Intermediate Police Cyclist Course is designed to

take the skills of the IPMBA PC Course graduate to the next level in areas such as maintenance, obstacle-clearing, and firearms. Best of all, the primary focus of the course is on practical policing. You'll be challenged to travel from Point A to Point B in the most expedient manner,

transitioning from street to alley to parking lots as if responding to a call. You'll learn effective ways to deploy bike teams in variety of environments, like low income housing districts, business districts, and special events. And you'll practice analyzing crime problems and designing suitable courses of action for bicycle mounted patrols.

I could list all the fantastic new workshops that have been developed by certified IPMBA Instructors, but I don't want to scoop the president. He's bigger than I am. Turn the page and read on!

See you in Charleston!

The 13th Annual Police on Bikes Conference & Product Exhibition



What is the IPMBA Conference?

The International Police Mountain Bike Association's (IPMBA) annual Conference is the *only* national conference designed to meet the specific needs of public safety personnel who use mountain bikes on duty. **Now in its 13th successful year, the conference has become internationally known as the premier training and education opportunity for police and EMS personnel on bikes.** The 2003 Conference will be held May 22-24, 2003* and is proudly hosted by the Charleston Police Department, Charleston, West Virginia.

*Pre-Conference training courses begin May 17 & 18, 2003.

Who Should Attend?

The IPMBA Conference is designed for **anyone who needs or wants to know more about any and every aspect of public safety bicycle use.** It is attended by bike patrol personnel and administrators from cities, towns, counties, parks and universities; EMS providers, search-and-rescue personnel, and sworn public safety personnel seeking advice on starting a bicycle unit.

What's Offered?

IPMBA's renowned certification courses and advanced training in the pre-conference, and an excellent mix of on-bike and classroom sessions during the three-day conference. Presented by experts from around the country, the on-bike sessions include **basic, intermediate and advanced bicycle handling skills, firearms skills, EMS scene safety, and officer survival.** Classroom sessions include **community policing, safety and liability, health and fitness, and bicycle maintenance.** The Conference also features the **nation's largest bicycle patrol-related product exhibition.**

What is IPMBA?

The **International Police Mountain Bike Association** is a non-profit educational organization providing resources, networking opportunities, and the best, most complete training for public safety bicyclists. IPMBA has been setting the standard in public safety bicycle training since 1991.

What's in This Issue?

- Course and Workshop Descriptions
- Conference Highlights
- Conference Schedule
- Conference Registration Form
- Instructor Course Registration Form
- Host City Profile
- IPMBA Membership Form
- And more . . .

Braking News: IPMBA Goes to Charleston

Still having a little trouble understanding braking procedures? Well, guess what? Your troubles are over. IPMBA will conduct its 13th Annual Conference in Charleston, West Virginia, from May 22-24, 2003. Besides having classes on braking procedures for this little guy, we'll also have safety classes for him on the importance of wearing a helmet.

All kidding aside, folks, now is the time to start hitting up your departments for funding to attend this conference. It seems like every year the conference gets bigger and better, and this year is no exception. As I was sitting here looking over some of the workshops to be offered this year, I was amazed at how many new and innovative workshops there are. But then, I guess I really shouldn't be – after all, our members are some of the best EMS and police bike personnel in the country. If you folks can't think up new workshops, no one can. Let me give you a sneak preview of some of the new stuff being offered.

Bike Handling Skill Development – Introduction to Advanced, Advanced, and Expert Off-Road Riding. Whether you are an expert rider who races all the time, or truly a beginner wanting to learn off-road techniques, there is a class for you.

Community-Related Workshops – Advanced Problem-Solving, Drug Identification, and Bicycle Rodeos: From A to Z. How many times have you been asked to do a bike rodeo just because you ride a bike? This real-world workshop will show you how.

Instructor Development – Diagnosing & Correcting Rider Error and Effective PowerPoint Presentations I & II. Seems like PowerPoint is here to stay, so you might as well get good at it.

Emergency Medical Services – Advance Planning for Special Events and Bicycle-Friendly AED's. Those amazing life-saving devices are getting smaller all the time.

Continuous and In-Service Training – Law Enforcement Officers Flying While Armed and Search and Rescue Basics. In light of all of the new rules and regulations about flying, the

Flying While Armed class is something I am sure all of us have been waiting for.

There is even a workshop this year that will teach you how to get the best use out of zip ties and duct

tape to get your bike home in the event of an unexpected breakdown.

We can't wait to hear how one of our instructors – who was there – discuss how bikes could have been used better at the Pentagon on 9/11. And the Tri-State Regional Community Policing Institute will provide our AV equipment again this year, along with hot new anti-terrorism officer safety training.

I have touched on only a few of the new workshops that are being offered; have I convinced you yet? No? O.K., here come the big guns – how about the fact that West Virginia offers some of the best mountain bike trails in the country?

Seeing is believing, so go to www.kanawhastateforest.com and see for yourself. They have a trail for every skill level and picnic table for every party.

Well, folks, not much more I can say except...this is going to be a great Conference with some of the best bike training available in the world. Hope to see you all there!

Until then, keep the rubber side down.




CONTENTS

Conference Registration Form	23-24
Conference at a Glance	11
Conference Schedule	24
Conference Weather	10
Conference Workshops	14-20
Director's Column	1
Exhibit Hall	9
Featured Workshops.....	7, 9
Getting You (and your Bike) to the Conference.....	11
Host Agency Profile	8
How to Register.....	22
Important Conference Information.....	10-11
Instructor Corner	26
Instructor Course Registration Form.....	21
IPMBA Board of Directors	26
IPMBA Intermediate Course	7
Membership Form	27
Mountain Bike Competition	8
Off-Road Riding	5-6
Official Notice of Board Openings	26
Post-Conference Fun	25
Pre-Conference Training Courses	12-13
President's Column	2

ipmba news

Newsletter of the
INTERNATIONAL POLICE MOUNTAIN BIKE ASSOCIATION
583 Frederick Road, Suite 5B
Baltimore, MD 21228
PH: 410-744-2400 • FX: 410-744-5504
E-mail: info@ipmba.org • Web site: www.ipmba.org

Officer Donald Hudson: IPMBA President
Maureen Becker: Executive Director, Managing Editor
Jennifer Horan: Design and Layout

Copyright 2002 © International Police Mountain Bike Association (IPMBA).
Reproduction without permission is prohibited.

The International Police Mountain Bike Association is a non-profit educational organization providing resources, networking opportunities, and training for public safety bicyclists. Membership is \$40 per year and is open to individual public safety professionals.

Submissions are welcomed and encouraged.
Call Maureen (410-744-2400) for information.

Technically Sweet.

G R A A L™



Technically Sweet

Comes with 3 Lenses Standard, Replacement Lens Guarantee,
Free Hard Case Et Cleaning Cloth, 9 Interchangeable Polycarbonate Lens Colors,
Adjustable Temples for Total Comfort, Rx-friendly, Super Lightweight Frames.

You Decide!

Technically Smarter.

T - R E X™



Technically Smarter

The new T-Rex Helmet 2002 is the maximum expression of No Compromises!
Born from the needs, suggestions and tests of our athletes, T-Rex is ideal for cycling, inline skate and mountain biking.
One size fits all, meets all Consumer Products Safety Commission helmet standards.
Comes in four hot looks, has 14 massive exhaust vents, constructed with internal cooling channels,
in-mold technology and low profile design.

You Decide!



RUDY PROJECT.
Technically Cool Eyewear™

FOR A RETAILER NEAR YOU:

www.rudyprojectusa.com

to order on line:

www.e-rudy.com or www.rudyrx.com

888.860.7597 | info@rudyprojectusa.com



Dependability. Performance. Unsurpassed Quality.




OLYMPIC
UNIFORMS

A DIVISION OF
J. MARCEL ENTERPRISES

(206)722-1412

FAX (206)722-1521

www.olyuniforms.com

5920 M. L. King Jr. Way S.

Seattle, WA 98118



The IPMBA Conference

The gears are in motion for the 13th Annual IPMBA Conference. A new certification course, new workshops, and fabulous mountain biking round out the classic offerings and great networking opportunities of the country's best and only conference designed for public safety cyclists. Are YOU ready?

Does Riding Off-Road Really Make You a Better Bike Cop?

By Kathleen Vonk, PCI #042T/EMSCI#063
Ann Arbor P.D. (MI)
IPMBA Secretary

As part of our refresher training for the bike unit, let's take a ride together on the Potawatomi Trail. The "Poto," as it is affectionately called by off-road enthusiasts in the Michigan area, consists of 18 miles of hard-core, NORBA-material single-track. It is visited thousands of times during the riding season by mountain bikers from all over the U.S. "Why," your supervisor — or even you — might ask, "should you go for a nice bike ride in a state park as part of your refresher training? Shouldn't you ride some curbs and stairs, or maybe through the local parks? After all, there aren't any off-road trails on your beat!" Of course you should, but that's not all you should do. Think of your cycling skills as muscles. If you want bigger muscles, you must stress them by lifting heavier weights than the ones to which they are accustomed. The body responds to the added stress by building bigger muscles. And so it is with cycling skills. To improve your general cycling skills, including low speed, high speed, obstacle clearing, unstable surface riding, and shifting efficiency, you must challenge each skill accordingly. What is one of the best ways to do this? Off-road riding, of course.

Let's prep our bicycles for the ride, just as we do for our shift. We fill our water bottles and make sure we have tools and first aid supplies. Won't need that ticket book so leave it in the truck, remove the lights & siren because they just add weight, run through the ABC Quick Check. Swap suggestions with co-workers on which uniform shorts are most comfortable, which gloves serve the best dual-purpose for riding on patrol and searching a suspect, which bike shop is the most helpful.

OK, let's get down to business. We've got our leader and we've got our sweep, both experienced instructors and both carrying two-ways and cell phones. They'll see us through the tour and make sure that we all leave a little more skilled than when we arrived. They will stop at various points along the way to explain certain obstacles and how to tackle them successfully. They'll lead us on the correct path so nobody gets lost. The "caboose" instructor will assist with injuries and mechanicals, and both instructors will monitor individuals, offer specific advice, and stifle frustration through patient coaching. If it's alright with you, we'll hang in the middle somewhere.

Let's warm up with a short uphill. Larry stalls halfway up and has to put his foot down, but not before we hear the sound of the derailleur arguing with the freewheel as it tries to move the chain to a larger cog. Larry is politely coached by the rear instructor on how to maintain his cadence and downshift a little sooner to avoid stalling. The unspoken lesson is that proper shifting will help him avoid ribbing from any riders behind him!

challenging task. Good thing we didn't make noise — we never would have caught him breaking into that car. That arrest cleaned up quite a few car B&E's, didn't it?

OK, next hill. Shift down, push hard and don't stop. Keep the rear wheel weighted but don't lighten the front end too much because it will loft. Don't stop! You'll let your fellow officers down. We made it. Sweet! Boy, that was a thigh-burner! What a boost of confidence. We don't use granny that often but she sure helped us get up that one. Now I know that I can make it up *any* hill while patrolling downtown. I'll deposit that one in my mental bank because I might have to make a withdrawal later, maybe while responding to a medical at the top of the hill on Broadway Street.

Here comes the downhill; looks like a monster! Unlike the last slow and controlled descent, let's let it roll. Let's discover our personal limitations. I'd rather find out here, on the trail with my co-workers, than during the Ann Arbor Art Fair, in front of 500,000 people! Or worse yet, while pursuing a home invasion suspect! Let's see...it's pretty

narrow with dirt banks on either side and some significant drops created by large tree roots, so play it smart. Let's go! Stay light on the front end and flexible in the legs, lift the front

end over the drop, again, and one more. Now press the brakes a little bit because there are three or four significant drops in a row and we're picking up a little too much speed... that's it, keep it under control but stay fluid and push the edge. As they said in *Bicycling* (March 1999), ride like a cat — agile and quick, flexible but strong, reactive but assertive, relaxed but ready to pounce, and *never panic!* Nice job, what a rush! There is not a set of stairs on my beat that I cannot conquer, not even the 60 stairs on the east side of Crisler Arena! That will be my first stop when I call into service tomorrow.

(Continued on page 6)



Now I know that I can make it up any hill while patrolling downtown.

We maneuver through some hairpin turns with lots of tree roots and a sharp 20' drop to the outside. Look down at the roots — briefly — and pick your line of travel quickly, because we need to look ahead to maintain our balance, especially with the potentially painful consequence in that drop-off just 18 inches away! Boy, this reminds me of sneaking down that narrow alley off State Street. Remember? We had to be stealthy as we followed the guy who was walking towards the parking structure. We had to look ahead to avoid the low speed wobble, so our bar ends wouldn't scrape the brick building walls on either side. All that debris, coupled with the concrete step-up, made for a

(Continued from page 5)

Let's stop and see how the others take *this* log. Good thing we both cleared it; its just like taking curbs at higher speeds downtown, huh? Oh, check this guy out — he is going just a little too fast, and there's a hint of panic in his eyes. Hey, Christopher! Get back a little and ease the brakes! Watch that... ohhhh. That looked like it hurt. Y'allright? Dude, you *almost* cleared it. Uh-oh, you've got a flat. "I'm a police officer, I can help...." Looks like a pinch flat, let's throw in a new tube. Put a little more pressure in your tires next time, you might avoid the pinch. Just like in the bike school when we learned how to ride up stairs in Liberty Plaza — the guys who didn't have enough tire pressure all had flats. Anyway, it looks like you blew out the sidewall. Suggestions anyone? Duct tape on the inside of the tire? Hey, I could have used that last week when I had to call a patrol car to come pick me up. Here's your falling star sticker, bud, put it on your helmet and wear it with pride — you earned that one.


This part of the trail is difficult but pretty fun. The tight, winding turns with trees on either side infringing on the handlebars add to the challenge. Watch the trail and pick the best line through all the roots and rocks, but thread the needle between the trees. Reminds me of the time Ralph's bar end caught the building abutment. Now he knows how to handle *that* urban obstacle; if only he had ridden this trail *before* he earned that star...make sure you're looking and planning ahead. There's not much reaction time with the passing of each apex on the button hook turns. Oops, that root was a little slick and your front tire slipped. Good thing you allowed for just a little extra room, nice job. Have a plan, and have a back-up plan. Look ahead and always pay attention. Hmmm. Just like at work. This is challenging, both physically and mentally. Nobody told me I would have to *think* on this ride, let alone plan ahead under physical and mental stress! Hmmm. Just like at work.

Here's a shallow but steep valley. Allow the proper float; back off the saddle but stay extremely light on the front end as you make the transition from the steep down to the steep up, quickly transition your weight forward and stay over the bike, very nice technique! That looked exactly like Metzger's pursuit, the one that went through the drainage ditch at the University. It's funny how all of this scenic dirt riding can be applied in an urban patrol setting!

It's funny how all of this scenic dirt riding can be applied in an urban patrol setting!

We're coming up on the final ascent, and it's just as challenging as the first — only now we've got 17.5 miles, a few scratches and bruises, a couple Power Bars, and two water bottles under our belts. And we're pretty exhausted. C'mon, let's tackle it. Halfway up and is this ever grueling! I don't know if I'm going to make it to the top. It's no longer physical, it's mental. Stay in the fight. Dig deep, don't quit, keep climbing. Find it within yourself to make it to the top. Think of it as a physical altercation on the job, where quitting is not an option. No matter how exhausted you are, draw upon every ounce of physical and mental energy to finish the fight, to make it to the top. Yeah, that's it. It hurts, but it'll feel so good when you make it to the top, when you finally cuff that guy. What a fight! What a win! Nice job everyone, congratulations.

It sure is a nice feeling to be so comfortable with your urban riding skills that you can concentrate on the suspect's actions instead of having to think about keeping the tires below your head. The more advanced your riding skills are, and the more innate and defined your actions become, the more successful you can be on patrol during both low and high stress conditions. Developing your riding skills will allow you to concentrate on the important things — such as *what the suspect is doing* as he's running away from you — rather than how to negotiate the upcoming obstacle.

And who says off-road riding can't help you be a better bike cop? 

Kathy can be reached at kvonk@ci.ann-arbor.mi.us.

What's Your Rank?

West Virginia's reputation as a mountain biking destination is well-deserved. Hard-core riders hit the trails hard during West Virginia's famous 24 Hours of Snowshoe (formerly Canaan), but the Mountain State has much to offer to riders of all types and skill levels. In the Charleston area, off-road enthusiasts flock to the 9,300 acre Kanawha State Forest — home to the "scariest mountain bike race in the world" — to hone their skills on nearly 30 miles of prime mountain bike trails. Described by local riders as running the gamut from "mild to wild," trails range from gravel fire roads to steep, narrow, "gnarly" singletrack. Kanawha's trails are characterized by roots, rock gardens, long climbs, and steep, technical descents. This is "free-ride" country — without dual suspension, you'll feel every bump in the trail.

For the first time, IPMBA is offering a series of off-road riding workshops, each designed to meet the needs of riders who have reached a particular skill level. Based upon an assessment of their own skills, riders can choose from *Introduction to Off-Road Riding* (novice), *Introduction to Advanced Off-Road Riding* (intermediate), *Advanced Off-Road Riding* (advanced), and *Expert Off-Road Riding* (expert).

Because the terms *novice*, *intermediate*, *advanced*, and *expert* mean different things to different people, a team of certified IPMBA instructors has devised the following set of definitions. Use these definitions to make sure that you select the right workshop for you!

OFF-ROAD RIDER CATEGORIES AND DEFINITIONS

NOVICE The novice rider feels most comfortable on open, flat dirt roads. His off-road technique is tentative, and he is apprehensive on most sections of trail. He is comfortable handling a bike, but has limited knowledge of shifting and braking dynamics. He may or may not be familiar with bike components and how to perform minor repairs and basic maintenance. Although he may be physically fit, he may not know how to fuel himself for an endurance ride.

INTERMEDIATE The intermediate rider is beginning to familiarize himself with rougher trails, such as fire roads and single track. The basics of proper shifting are understood, but not fully utilized. He feels most comfortable using the rear brake and tends to use the front brake inappropriately or at the wrong time. He prefers to steer around larger obstacles rather than attempt to ride over them, and does not look ahead to the changing terrain. He is comfortable with bicycle nomenclature and is able to make minor repairs, such as fixing a flat tire. He is in reasonably good physical condition and has good endurance.

ADVANCED The advanced rider pedals confidently over loose rock and dirt, but is still somewhat uncomfortable with extremely loose, rough, and technical sections of trail. He has the ability to look ahead at the changing terrain and choose the best line of travel. His knowledge of shifting is good, and he makes an effort to find the right gear for the terrain. He understands and utilizes front and rear braking dynamics. He is a strong rider and is willing to attempt technical and steep sections of the trail. He is focused on improving his skills. He is in good physical condition, aware of personal nutrition, and is able to sustain long climbs and an elevated heart rate. His knowledge of maintenance includes the ability to fix most drive train and brake problems.

EXPERT The expert rider is comfortable and capable on all types of trails in any conditions. Brakes are used as tools for balance, speed control and technical mechanics. Shifting is quick and appropriate for given terrain. Braking and shifting are used dynamically and in conjunction to achieve speed, control and efficiency. The rider looks ahead at terrain and chooses multiple lines of travel through the roughest sections of the trail. He has the ability to climb long, steep sections of single track, ride up and down steep switchbacks, and pedal through technical rock and/or root sections. He is willing to attempt and is usually successful in riding the most difficult sections of the trail. He is in excellent physical condition and is capable of tackling the demands of expert trails for hours at a time. He has excellent knowledge of bike mechanics and is well-versed in trailside repairs.

For more information about the trails of the Kanawha State Forest, visit www.kanawhastateforest.com.

For Kanawha State Forest trail maps and information about the "scariest mountain bike race in the world," visit www.wvblackbear.com.

For information about the local mountain bike club, visit www.mountainstatewheelers.org.

Introducing IPMBA's Newest Certification Course!

IPMBA premieres the *Intermediate Police Cyclist Certification Course* at the 13th Annual IPMBA Conference

The first-ever IPMBA Intermediate Police Cyclist Course will be offered as part of the pre-conference training series at the 13th Annual IPMBA Conference. This course is the direct result of requests for additional training from both bike officers and administrators.

During the 2002 conference, numerous attendees asked members of the Board of Directors when and if IPMBA would be introducing additional certification courses. Most were proficient police cyclists who lacked the skills, interest, and/or departmental support necessary for enrollment in the Advanced Course. One Sergeant remarked, "you guys need something in-between the PC and the Advanced Course." He was right. Over the years, IPMBA has certified thousands of police cyclists, many of whom have been eager to continue their professional development and improve their police bike skills. Many attempt to meet their needs by attending the IPMBA Conference; others design in-house training programs. But they still want more. Because IPMBA is dedicated to the concept of continuous training, a small cadre of instructors took on the challenge of responding to the demand for additional standardized training programs, and the IPMBA Intermediate Police Cyclist Course was born.


The primary objective of those who designed this course was to develop testable competencies and provide participants with

a high-quality training experience that bridges the gap between the Police Cyclist Course and the Police Cyclist Advanced Course. To achieve that purpose, the following questions were asked:

- What skills, in addition to those provided by the PC Course, does a police cyclist need in order to maximize his or her effectiveness?
- Of those additional skills, a) which are most important, and b) how many can we reasonably expect to teach thoroughly in a 32-hour course?

These questions opened the floodgates, and ideas poured out. Many skills were suggested, but one can only do so much in 32 hours, and eventually the list of topics was pared to a reasonable number.

The final outcome was a course that builds upon the topics and skills introduced in the IPMBA Police Cyclist Course. A majority of the hours are devoted to hands-on, practical learning situations that involve critical thinking and problem-solving.

The course will be structured around the following topics, each of which will be presented at an intermediate level: bicycle operations, bike skill development, bike maintenance, and firearms for police cyclists. Students will be expected to apply the information presented during the class to various scenarios and devise appropriate responses. Certificates will be issued to students upon successful completion of written and practical exams. 

Course Objectives

Upon completion of the IPMBA Intermediate Police Cyclist Course, students will be able to:

- Quickly identify the most expedient response route to a call.
- Identify effective methods of conducting bike operations in various environments and situations.
- Analyze crime problems and develop suitable strategies to address them.
- Analyze obstacles and formulate riding plans to overcome them.
- Demonstrate landing techniques designed to eliminate and/or minimize injuries from bicycle falls.
- Clean, repair, and adjust the essential components of the bicycle drivetrain and braking systems.
- Attain ultimate bicycle fit using frame geometry and body measurements.
- Draw and fire a weapon following a dismount or crash.
- Compensate for the effects of equipment and exertion on the ability to fire quickly and accurately.

Course Details

Course Length: 32 hours (four eight-hour days)

Requirements: Current IPMBA membership, IPMBA PC Certification or equivalent (copy of certificate must accompany registration), letter from department authorizing participation in live fire exercises (must accompany registration), completion of PAR-Q (to be mailed with confirmation materials). *Note: you must be in good physical condition and have strong bike-handling skills.*

Required Equipment: Fully-equipped duty bike and related safety equipment (helmet, gloves, eye protection, pedal retention), firearm, 200 duty rounds, body armor, basic bike tools, headset wrenches, complete set of allen wrenches, crank bolt wrench, brake wrenches, chain tool, freewheel & cassette remover, adjustable wrenches, pedal wrench, complete set of metric box-end wrenches, 5-17mm; chain lube.

Class Limit: 25 students. The first 25 students to submit the conference registration form and other required paperwork will be registered for the course.

Flying While Armed

Become FAA certified to fly with your weapon.

In the wake of the tragic events of September 11, 2001, the long-standing policies and procedures regarding law enforcement officials flying while armed were significantly altered. The FAA, in conjunction with the aviation industry and the U.S. law enforcement community, has issued a revised set of guidelines governing on-board carrying by LEOs.

The FAA recognizes that law enforcement officers at times have the need to fly armed; therefore, the new guidelines have defined the requirements that must be met. The first requirement is that all LEOs who have a need to fly armed complete the FAA training *Law Enforcement Officers Flying Armed*.

This two-hour course may be taught only by instructors certified by the FAA, and IPMBA is fortunate that Officer Ed Croissant, IPMBA PCI #366, of the Tampa (FL) Police Department, has obtained the necessary certification. He will present *Flying While Armed* two times during the conference. Each session will address the following topics: justifying conditions, transporting prisoners, weapons in checked baggage, responsible persons, proper reaction to hijacking, discharging firearms on aircraft, and what to do if denied boarding.

Upon completion of this workshop, you will earn the certificate required for on-board carriage of a firearm. 

Upon completion of this workshop, you will earn the certificate required for on-board carriage of a firearm.



Charleston Welcomes You

By Lt. John T. Shannon
Charleston Police Department

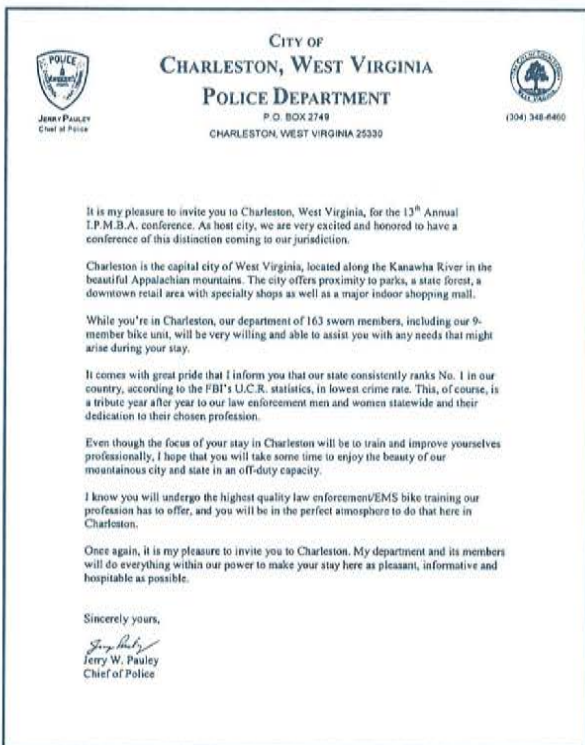
The first historical evidence of an organized Police Force in Charleston is after the Civil War. Records survive that tell of a city police force and some of its members prior to and during the war. The going rate for a police officer of the 1860's and early 1870's in Charleston was \$1.00 per day, or \$30.00 per month. This salary does not appear to be much, but it was almost as much as teachers made.

On April 16, 1873, the Charleston Police Department was born with the passing of the following resolution: *An ordinance by the Council of the City of Charleston from and after the 1st day of May 1873. The Police force of the City of Charleston shall consist of not less than six men beside the Chief of Police. This number may be added to from time to time as the council shall direct and all of said force to be appointed by the council, except the Chief who is elected by the people and removed by them at their will and pleasure or by order of the Mayor.*

By the early 1900's, the department had expanded to 25 officers, a Lieutenant, and an appointed Chief. The population of the city had risen to almost 20,000 citizens. Throughout the early 20th century, the city as well as the department continued to grow. Both a detective division and a traffic unit were organized. The 50's and 60's brought a vice squad, accident cars, and a crime prevention unit. The 70's brought Charleston's first sworn female officer, radar, and the city's first drug unit.

Today the department has an authorized strength of 182 sworn officers, and 50 civilian employees. These employees police an

area of approximately 35 square miles. The population of the Capitol City swells to over 200,000 on any given day. The department revolves around a Patrol Division that has four shifts working 12 hours a day.



Each shift has 12 beat cars, three Sergeants and a Lieutenant. The officers of this division are supported by a Criminal Investigation Unit, a Metro Drug Enforcement Unit, Bicycle Unit, Street Crimes Unit, Records Division, Professional Standards Unit, Informational Services Unit, a Training Division, Grants Section, and a Community Services Division.

The 1990's saw the addition of the Charleston Police Department Bicycle Patrol Unit, formed in 1991 to augment the community policing philosophy. Initial training was conducted by IPMBA PCI #001 - Allan Howard of the Dayton (OH) Police Department. Today the bike unit consists of eight officers and one supervisor. Any officer assigned to the unit is required to take a 40 hour IPMBA

Police Cyclist Course. Charleston has enjoyed the benefits of a well-training bicycle unit these past 11 years - speed and mobility, visibility and stealth, increased citizen contact and numerous arrests of unsuspecting "bad guys."

The members of the Charleston Police Department, especially the bike officers, look forward to welcoming you to Charleston.



A "Capitol" Event

By Lt. John T. Shannon
Charleston Police Department (WV)

The Charleston Police Department and its Bike Unit are proud to host the 13th Annual IPMBA Conference & Product Exhibition. We were excited to be chosen as the venue for this event and we have been hard at work for many months planning a terrific event, including the competition.


Charleston is the capital city of West Virginia, known for its mountainous terrain and its gold-domed Capitol, situated on the banks of the Kanawha

River. Those up to the challenge of the Competition will navigate urban obstacles around the scenic campus of the state Capitol. The competition, scheduled for late afternoon on Friday, May 23, is sure to entice many state workers and interested passersby to congregate around the large fountain to watch the contest.

Even the strongest and most skilled riders will be put to the test on this urban obstacle course. This is not your basic orange traffic cone slalom! You will navigate parking blocks and clay dummies. You will climb stairs, follow

Registration for the Mountain Bike Competition will be on-site!

the balance beam, survive the limbo challenge - and tackle Charleston's own version of the "Patch Collector." And just when you think it is all over because you've survived all the obstacles, you've got a short sprint on foot to the finish!

After the competition, all conference attendees are invited to a cookout in a downtown setting, as the conference winds down and prepares to go into its final day Saturday. We look forward to seeing everyone for the conference and can't wait for you to give Charleston's obstacle course your best shot! 

IPMBA is proud to host the nation's largest product exhibition designed exclusively for public safety cyclists.

One of the many reasons to attend the annual IPMBA conference is the unique opportunity to visit with many of the companies that supply bike-mounted public safety personnel with the equipment needed to get the job done. This is your chance to review, compare, and even test the latest offerings from suppliers of bikes, uniforms, accessories, and so much more. It is also your chance to let them know what you like about their products, and what they can do to make them perform even better. Pre-conference and conference attendees alike will have ample opportunity to browse, as the exhibits will be open Wednesday, Thursday, and Friday. Here's a list of who was in our exhibit hall in 2002; expect more of the same in 2003!

- ♦ **Alerte Systems** ♦ **Answer Products** ♦ **Bates Uniform Footwear** ♦
 - ♦ **Bell Sports** ♦ **Bike Track** ♦ **Bratwear** ♦ **Chiba Sports** ♦
 - ♦ **Christini Technologies** ♦ **CycleSiren** ♦ **EarHugger** ♦
- ♦ **Electric Vehicle Technologies** ♦ **Ergo, LLC** ♦ **Finish Line** ♦ **Fuji Bikes** ♦
- ♦ **Golden West Communications** ♦ **Grabber Products** ♦ **Intergold** ♦
 - ♦ **KHS Bicycles** ♦ **Lifebike** ♦ **Lift & Storage Systems** ♦
 - ♦ **Michael's of Oregon** ♦ **Mocean** ♦ **MRL** ♦
 - ♦ **National Bike Registry/Boomerang It** ♦
- ♦ **National Institute for Occupational Safety & Health** ♦
- ♦ **Olympic Uniforms/J. Marcel** ♦ **Patrol Bike Systems** ♦ **Patrol Cycle** ♦
- ♦ **Patrol Cycles LLC** ♦ **Setcom Corporation** ♦ **Skaggs Public Safety** ♦
- ♦ **Smith & Wesson** ♦ **Trek Bicycle Corporation** ♦ **United Uniform** ♦

SUPPORT THOSE WHO SUPPORT YOU!

IPMBA's Charter Industry Members are Alerte Systems and Patrol Cycles LLC. Give them a call, order their stuff. They care enough about you and your colleagues to support IPMBA's mission of promoting the profession of public safety cycling.

Alerte Systems, Inc.

Gary Cason: Phone: 800-728-1536

Website: www.alertesystems.com; E-mail: alerte@frii.com

Patrol Cycles LLC

Murline Staley: Phone: 713-472-0894

Website: www.patrolcycles.com; E-mail: sales@patrolcycles.com


To learn more about IPMBA Corporate Membership, contact Industry Liaison Monte May at industry@ipmba.org or Executive Director Maureen Becker at maureen@ipmba.org.

Responding to Terrorism through Training

Most would agree that the nature of public safety has changed since the strikes on the Pentagon and the World Trade Center on September 11, 2001. There is a heightened sense of awareness about the country's vulnerability, and the need to be prepared for additional terrorist activity. IPMBA recognizes the importance of addressing issues related to terrorism, and is pleased to present two extremely relevant training sessions.

In *Bikes at the Pentagon, 9/11, Could We Have Done More?*, IPMBA Instructor Bob Halsall, Jr., will share his personal experiences in the wake of the attack on the Pentagon. Bob's agency, the Arlington County (VA) Fire Department, was one of the first on site, and served as the National Medical Response Team Decontamination Unit. Numerous local and federal agencies – both police and EMS –

provided support, including the Federal Protective Service (Pentagon Police), which used bikes. Bob will discuss the degree to which bikes were used and, in retrospect, the degree to which they may have been used. He will expand the presentation to include the implications of integrating public safety bikes in response to large-scale catastrophic events.

In *State and Local Anti-Terrorism Training*, a trainer from the Tri-State Regional Community Policing Institute will present important safety information designed for all law enforcement officers. This training is designed to assist officers in identifying and understanding specific characteristics that distinguish terrorists from typical street criminals. This information will assist officers in guarding their own safety as well as that of their community members. 

Bicycle Polo Returns to IPMBA Conference

By Bill Matheson


Bicycle Polo Association of America

For the second consecutive year, the Bicycle Polo Association of America will be hosting bicycle polo workshops at the IPMBA conference. Last year's sign-up was impressive, but inclement weather had a chilling effect on actual turnout. A workshop will be offered on Friday morning, followed by a Saturday morning bike polo match involving both IPMBA and civilian players.

Bicycle polo has been around in some form or another since 1884, and has recently been enjoying a renaissance. International tournaments have been held in each of the last four years, and the U.S. will host the World Championships in the fall of 2003. Matheson's team won the 2002 World Championships in Paris, France, thirty years after his first tournament win in the United States. He is hoping to generate enough interest in the sport to form an IPMBA league among the various mountain bike squads


throughout the country. Sergeant Jim Roy of the Topeka P.D. has started a team and will doubtless be looking for some competition in the near future.

Bike polo offers excellent bike-handling skills training. Because one's attention must be focused on the game, it requires bike skills to become second nature, which is also essential for police and EMS cyclists on duty. It is possibly the most enjoyable way to put in time

 Because one's attention must be focused on the game, it requires bike skills to become second nature, which is also essential for police and EMS cyclists on duty.

on a bike, especially for fans of team and/or racket sports. The unique combination of cycling, team play, and eye-hand coordination makes bike polo a

singular challenge, which makes mastery of it all the more rewarding. And bike polo is a sport for all ages, since the low-impact nature of cycling makes it a lot easier on older joints and muscles than sports that involve a lot of running and stopping.

Hope to see you all at the 13th Annual IPMBA Conference ready to take on the bike polo challenge! 

Visit the Bicycle Polo Association of America at www.bicyclepolo.org.



The 13th Annual Police on Bikes Conference

Important Information

The City of Charleston looks forward to welcoming the 13th Annual IPMBA Conference! Charleston, with a metropolitan area population of about 250,000, lies at the junction of the Kanawha and Elk Rivers in the western foothills of the Appalachian Mountains. The main urban and business areas have developed along the two river valleys, while some residential areas are in nearby valleys and on surrounding hills. The hilltops are around 1,100 feet above sea level, about 500 feet higher than the valleys.

Conference Activities

The 13th Annual IPMBA Conference will take place at the Charleston Civic Center, located at 200 Civic Center Drive in downtown Charleston, West Virginia. The Civic Center is just blocks away from each of the three convention hotels, is located adjacent to the Charleston Town Center Mall and is convenient to numerous restaurants, shops, and other services.

The Civic Center will be home to all conference activities, including the Command Post, Bicycle Storage, Pre-Conference Courses, Conference Workshops, the Exhibit Hall, and Lunches. The after-hours Command Post and hospitality suite will be located in the Charleston Marriott Town Center. On-bike workshops will be



held at various training locations throughout the metropolitan area, including the Town Center Mall parking garage, the Kanawha State Forest, and the FOP Capitol Lodge Firing Range.

Official IPMBA Conference Housing

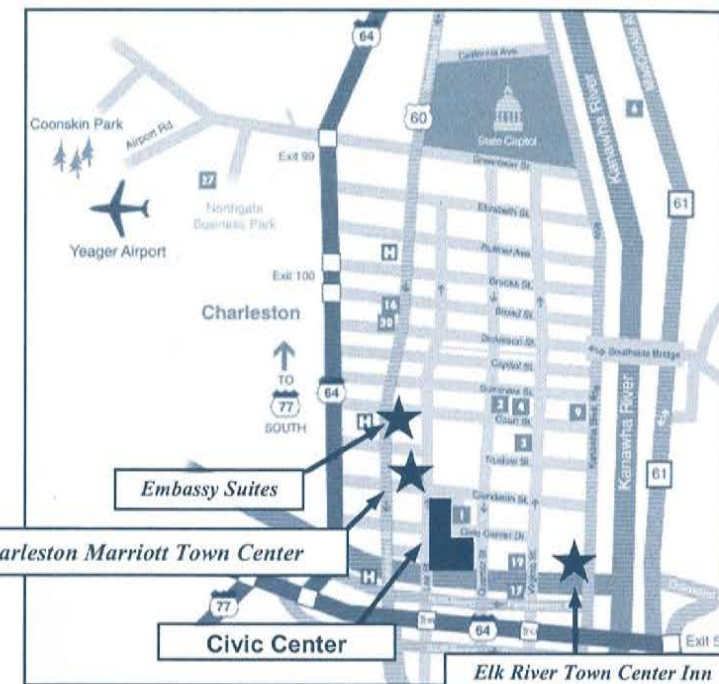
Reserve your room today! Call now and tell them you're with the IPMBA Conference. And hurry – these discounted rates are only available through April 25, 2003. **Important: reservations must be made by calling one of the below numbers. Because rooms are being held specifically for the IPMBA conference, a search on such websites as Expedia and Travelocity may show that the hotel is sold out for the conference dates.**

Headquarters Hotel

Charleston Marriott Town Center

200 Lee Street
Charleston WV 25301
304-345-6500/800-228-9290
\$95* King/Double

Full-service hotel. In-room coffee makers. Casual restaurant/lounge and fine dining restaurant on-site. Indoor pool, exercise room with whirlpool & sauna, guest laundry, complimentary airport transportation. Covered parking (fee). www.marriott.com/crwww.



Other Conference Hotels

Embassy Suites

300 Court Street
Charleston WV 25301
304-347-8700
\$115* King/Double/Triple/Quad

All-suite property. Two-room suites feature sleeping room with king or two double beds and parlor equipped with wet bar, microwave, refrigerator, and queen-size sleeper sofa. Full cooked-to-order breakfast and evening cocktail reception included in rate. Indoor pool, workout room with whirlpool & sauna, complimentary airport transportation. Covered parking (fee). www.embassysuitescharlestonwv.com.



Elk River Town Center Inn

2 Kanawha Boulevard East
Charleston WV 25301
304-343-4521
\$70* King/Double

Economy hotel. In-room coffee makers. Continental breakfast included in rate. Full-service restaurant on-site. Outdoor pool, workout room with sauna, complimentary airport transportation. Free parking.



Charleston at Conference Time

Temperature: Between 53° and 75°
Rain: 4.3 inches
Sunrise: 6:15am; Sunset: 8:35pm

**Note: rates do not include 9% sales & occupancy tax; a portion of your room rate helps offset conference expenses.*



The 13th Annual Police on Bikes Conference

Important Information

Conference at a Glance



Getting To Charleston —

Charleston is blessed with an abundance of beautiful scenery and friendly people. The Mountain State's capital city is easily accessible by air, auto, bus or rail.



BY AUTO

Charleston is one of the most accessible cities by auto, from all regions. Three Interstate Highways – I-64, I-77 and I-79 – converge in Charleston, providing easy access from regional metropolitan centers. **Over 50% of the U.S. population resides within 500 miles of Charleston.**

BY AIR

Major carriers provide direct service to and from regional hub cities, including Pittsburgh, Philadelphia, Cincinnati, Cleveland, Baltimore, Washington, D.C., Chicago, Charlotte, Atlanta,

Detroit, Roanoke, and Houston. Passengers also have access to more than 540 cities in the U.S. on 1,400 connecting jet flights. Yeager International Airport (www.yeagerairport.com), just eight minutes from downtown, is served by ASA (Delta Connection), Atlantic Coast (United Express), Continental Express, Mesaba (Northwest AirlinK), Comair (Delta Connection), and USAirways Express.

Automobile rentals are available through Avis, Budget, Hertz, and National. Shuttle service to and from Yeager International Airport for both pre-conference and conference will be provided courtesy of the Charleston Police Department. *Please contact Lt. John Shannon at 304-348-8132 or jjbz2001@charter.net with your flight information as early as possible.*

BY RAIL

Amtrak (www.amtrak.com) provides passenger rail service three times a week to Charleston. The Cardinal route travel from Washington, D.C. through the Midwest, crossing scenic mountains and the Kanawha River, across from downtown Charleston.

Bike Shipping, Tech Support & Rentals

BICYCLE SHIPPING

Contact: Greg Cook at Ridge Rider Bicycle Shop, 304-342-7430. You **must** make arrangements for bike shipping in advance. The shop is located just a few blocks from the Charleston Civic Center and the Conference Hotels. Unassembled bikes will be delivered to the Civic Center. Assembled bikes must be picked up at the bike shop. The cost for assembly & adjustment is \$25. Arrangements for return shipping must be made on-site.

Shipping Address: You must ship your bike *at least 10 business days* prior to your date of arrival. Ship UPS to: YOUR NAME/13th Annual IPMBA Conference/c/o Ridge Rider Bicycle Shop/222 Kanawha Blvd. East/Charleston WV 25301/Arrival Date: DATE YOU WILL ARRIVE IN CHARLESTON.

TECH SUPPORT Tech Support will be provided by Ridge Rider Bicycle Shop and the Charleston Bicycle Center throughout the pre-conference and conference. A mechanic will be on-site at the Civic Center during designated hours (TBA).

BICYCLE RENTALS

ACE Adventure Center offers a full range of mountain bikes. Choose from front suspension, full suspension, or "test pilot" — race-inspired designs for those who want to step up to the state-of-the-art. Bikes may be rented either for the pre-conference (Saturday, May 17 - Wednesday, May 21), the conference (Thursday, May 22 - Saturday, May 24) or both (Saturday, May 17 - Saturday, May 24). Bikes will be delivered to the Civic Center the night before the rental period begins, and will be picked up on Saturday, May 24. **Cost:** Varies with type of bike and rental period. **Contact:** Sandy Brown at ACE Adventure Center, 888-223-7238 ext. 126. *Be sure to tell her you're attending the IPMBA Conference!*

PRE-CONFERENCE

May 17-21, 2003

- IPMBA Instructor Certification Course
- IPMBA Police Cyclist Advanced Course
- Bicycle Rapid Response Team Training

May 18-21, 2003

- IPMBA Police Cyclist Certification Course
- IPMBA Intermediate Police Cyclist Certification Course
- IPMBA EMS Cyclist Certification Course
- IPMBA Maintenance Officer Certification Course

CONFERENCE Wednesday, May 21

Activity	Time
Registration	2:00pm-8:00pm
Exhibit Hall <i>(Opening Reception)</i>	2:00pm-8:00pm <i>(6:00pm-7:00pm)</i>

Thursday, May 22

Activity	Time
Registration	7:00am-7:45am
Opening Ceremony "Roll Call"	8:00am-9:00am
Workshops	9:30am-12:15pm 2:00pm-9:15pm
Exhibit Hall	12:00pm-6:00pm
Lunch	12:15pm-1:15pm

Friday, May 23

Activity	Time
Workshops	8:00am-12:15pm 2:00pm-9:15pm
Exhibit Hall	11:00am-2:00pm
Lunch	12:15pm-1:15pm
Mountain Bike Competition	4:30pm
Cookout/Awards Ceremony	Immediately Following Competition

Saturday, May 24

Activity	Time
Workshops	8:00am-2:30pm
Bicycle Polo Match	9:00am-1:15pm
Box Lunch	1:30pm-2:30pm

Bike Check and Command Center Hours:
1200 Friday, May 16 until 1200 Sunday, May 25



The 13th Annual

Police on Bikes Conference

IPMBA Certification Courses

May 18-21, 2003

The IPMBA *Police Cyclist*TM Certification Course

Bicycle officers need to ride whenever and wherever they are needed. Proper training is essential to an officer's on-the-job performance and safety. It is also critical in reducing liability. The *Police Cyclist* (PC) course provides bicycle officers with the skills they need to effectively serve their communities. The course is divided into eleven units: Bike Handling & Vehicular Cycling, Bike Fit, Group Riding, Hazard Recognition & Common Crashes, Obstacle Clearing & Riding Techniques, Patrol Procedures, Nighttime Patrol, Community Policing, Basic Maintenance, Legal Issues & Traffic Laws, and Fitness & Nutrition. This demanding class involves over 20 hours of on-bike time to develop and improve riding skills.



Tuition: \$295 (includes lunch daily); **Course Length:** 32 hours (four eight-hour days); **Start Date:** May 18, 2003; **Requirements:** Current IPMBA membership, sworn police officer currently assigned to bike patrol or department considering bike patrol, completion of PAR-Q☆; **Testing Procedure:** written & on-bike; **Class Limit:** 50

The IPMBA *Intermediate Police Cyclist*TM Certification Course



This course is essential to the professional development of the bike officer. Designed for police cyclists who have mastered the skills and information presented in the IPMBA PC Course, the focus of the Intermediate Course is on practical application. It is a hands-on, performance-based course with an emphasis on the development of critical thinking skills as they pertain to the implementation of Bicycle Operations. Topics to be covered include planning expedient response routes, effective deployment of bike teams in various environments, and the analysis of crime problems for the purpose of designing solutions involving bike patrol. Students will also enhance their maintenance, obstacle-clearing, and firearms skills.

Tuition: \$350 (includes lunch daily); **Course Length:** 32 hours (four eight-hour days); **Start Date:** May 18, 2003; **Requirements:** Current IPMBA membership, IPMBA PC Certification or equivalent (copy must accompany registration), letter from department authorizing participation in live fire exercises (must accompany registration), completion of PAR-Q*; **Testing Procedure:** written & practical; **Class Limit:** 25

The IPMBA *EMS Cyclist*TM Certification Course

Safety, job performance, and efficiency are at the root of this training program. EMS personnel on bikes can frequently respond more quickly than those in motor vehicles, especially in congested urban areas and in crowds. They are also effective in search-and-rescue operations, such as those resulting from natural disasters. Students learn basic and emergency bike-handling skills, riding single and in pairs under various traffic conditions, ways to effectively and safely pack equipment, techniques designed to safely handle EMS scenes, and personal safety techniques. This course is a must for EMS and SAR personnel seeking to develop and improve their riding skills and their use of the bike on the job.



Tuition: \$295 (includes lunch daily); **Course Length:** 32 hours (four eight-hour days); **Start Date:** May 18, 2003; **Requirements:** Current IPMBA membership, current member of an EMS bicycle unit, EMS personnel applying to join a bicycle unit, or members of a unit considering bicycle use, completion of PAR-Q☆; **Testing Procedure:** written & on-bike; **Class Limit:** 32

The IPMBA *Maintenance Officer*TM Certification Course



This course provides mechanically inclined public safety cyclists and EMS providers with the skills to maintain the department fleet and perform all but the most technical repairs. The emphasis of the curriculum is on preventive maintenance, general repairs, and overhaul of component groups. The course will cover component groups and the interrelated nature of the individual parts, bike-specific tools, cleaning and inspection, periodic maintenance and overhauls, and documentation. The benefits of an in-house maintenance officer are obvious: reduced bicycle downtime, fewer expensive repairs, and safer, longer-lasting bicycles.

Tuition: \$425 (includes lunch daily); **Course Length:** 32 hours (four eight-hour days); **Start Date:** May 18, 2003; **Requirements:** Current IPMBA membership, basic maintenance experience, bicycle tools (complete list to be provided); **Testing Procedure:** written & practical; **Class Limit:** 30

☆ PAR-Q (Physical Assessment Readiness Questionnaire) will be sent with confirmations for PC, EMSC, PC Advanced, Bicycle Rapid Response and Intermediate PC. Please return promptly.



The 13th Annual

Police on Bikes Conference

IPMBA Advanced Training

May 17-21, 2003

The IPMBA Police Cyclist Advanced™ Course



Tuition: \$425 (includes lunch daily); **Course Length:** 40 hours (five eight-hour days); **Start Date:** May 17, 2003; **Requirements:** Current IPMBA Membership, IPMBA Police Cyclist Certification or equivalent (copy must accompany registration), letter from department authorizing participation in live fire exercises (must accompany registration), completion of PAR-Q☆; **Testing Procedure:** on-bike; **Class Limit:** 42

This physically and mentally demanding course challenges you to take both your riding skills and tactics to the highest level. The IPMBA Police Cyclist Advanced Course is for bike officers who have already completed the basic school and have mastered the fundamentals of police cycling and bike-handling. This course is ideal for all police cyclists seeking to improve their essential skills, including low speed riding, basic and advanced urban obstacles, basic and advanced bike handling at low and high speeds, on-the-road repairs, and night patrol tactics.

It is also an ideal way for instructors to develop their own technical riding and maintenance skills, survival tactics, and team-building techniques. It will increase their competency in teaching low speed maneuvers on a cone course and simulation training, as well as improve their overall teaching skills.

The course will include intermediate and advanced riding skills in both urban and rural off-road settings, and a classroom session on "cone theory" which goes beyond the basic cone courses found in the IPMBA Police Cyclist™ course. Dynamic and integrated use of force techniques, weapon retention, dynamic falling techniques and foot pursuits with take-downs will be demonstrated and practiced. A full day of bike-specific firearms training will sharpen the student's ability to handle a pistol in situations ranging from simple to complex. Voluntary competition will be used to induce stress, which will improve the student's proficiency with his or her sidearm in real-life high-pressure situations. Realistic scenarios, using Simunition technology and RedMan gear, will bring everything together to enable students to assess situations, make decisions, and perform in a setting that closely parallels reality.

Bicycle Rapid Response Team Training

IPMBA is proud to offer its members a rare opportunity to attend a fast-paced, no-nonsense, tactical bicycle class that will provide first-hand information on crowd control options utilizing bicycle-mounted officers.

This unique class will be taught by original and current members of the Los Angeles Police Department Central Division Bicycle Rapid Response Team. This 36-person team was first introduced as a pilot project during the Democratic National Convention (DNC) in August of 2000. This Team proved to be such an asset for crowd control and escort during the DNC that it is now 40 strong and is deployed on most unusual occurrences in the City of Los Angeles.

Topics to be covered during this intense 40-hour course include crowd management, crowd control, tactics and weapons of political extremists during special events, less lethal weapon options, chemical agent deployment, team concept and movement both on and off the bike, skirmish lines, arrest/rescue circles, crossbows, scout teams, and use of force. Approximately 85% of the course will consist of on-bike, practical experience.

This course is designed to introduce the concept of bicycle rapid deployment to law enforcement bike units of all types and sizes. The principles are applicable to most crowd management situations, from demonstrations and parades to high school football games and college parties to politically-charged speaking events. Whatever size and type of crowds you are faced with, you will benefit from learning the escort, blocking, diversionary, and dispersal techniques that a bicycle mobile field force can employ.



Tuition: \$425 (includes lunch daily); **Course Length:** 40 hours (five eight-hour days); **Start Date:** May 17, 2003; **Requirements:** Current IPMBA membership, IPMBA Police Cyclist Certification or equivalent (copy must accompany registration); completion of Par-Q☆; **Testing Procedure:** written & on-bike; **Class Limit:** 40. [Note: You must be in good physical condition, as this class is both physically and mentally demanding. A portion of this class will require the students to wear gas masks while riding into a simulated gas-contaminated environment. Keep in mind that although the gas environment will be simulated, the gas masks are very real. These masks are very hot and breathing is somewhat restricted. In addition to basic bicycle and safety equipment, students will be required to bring a gas mask (if possible), riot helmet and face shield, a Motorola 250 Walkabout radio with earpiece and external mike (or any multiple-frequency family radio), and a personal hydration system. Certificates of completion will be issued at the conclusion of the course.]



The 13th Annual
Police on Bikes Conference

The Workshops

May 22-24, 2003 ~ Charleston, WV

Bring Your Bicycle

BIKE HANDLING SKILL DEVELOPMENT

Advanced Skill Development focuses on the "mental" aspects of riding. Many riders are hampered more by fear, frustration, and lack of confidence than by a lack of skills. Through intense one-on-one contact and discussion, this session will demonstrate how "good" riders got that way by learning in small increments and building upon previously mastered simple skills. Ideal for instructors as well as riders of all skill levels. Developed by Nick Gatlin, Williamson Medical Center, Franklin, Tennessee.

Basics of Bicycle Polo will introduce you to a fun way to challenge your bike-handling skills. Presented by Bill Matheson, Chairman of the Bicycle Polo Association of America (www.bicyclepolo.org), this workshop will include instruction and practice of the strokes, an introduction to the rules, and a demonstration of how to adapt an ordinary bike for the game. This will develop your ability to control a bike one-handed while concentrating on something else, a skill so valuable that the cavalry considered polo to be ideal training for horse soldiers. (Limit 20 students per session; brakes must be in good working order).

Conquering Urban Traffic focuses on lane selection, proper positioning, and the various challenges to riding safely in busy urban traffic.

Minimizing the Impact of Bicycle Crashes prepares cyclists for the inevitable bicycle "biff" before crashing. Landing techniques to prevent and/or minimize injuries from side, "endo," and angled bicycle falls are explained, demonstrated, and safely practiced. Developed by Dominic Angiolillo and Scott Hickey, Fort Lauderdale (FL) Police Department.

Overcoming Urban Obstacles teaches braking techniques and obstacle negotiation and clearing. Involves low speed cone work, pallet work, and practice with actual obstacles.

Slow Speed Drills challenges you to master your bike-handling skills at slow speeds, essential for working in crowds and congested areas. Involves new and entertaining cone maneuvers. Come and test your skills!

[NEW!] *Tour de Charleston*, brings urban traffic and urban obstacles skills together on the streets of Charleston. Practice operating your bike in a real-world situation in which your goal is to get from point A to point B quickly and safely to apprehend a bad guy or save a heart attack victim's life.

BIKE HANDLING SKILL DEVELOPMENT

Off-Road Riding Workshops.

Refer to page 6 for a definition of off-road skill levels.

- **Introduction to Off-Road Riding** will familiarize you with the basic principles of off-road riding, including braking techniques, body positioning, obstacle negotiation, gear selection, and climbing on unstable surfaces. Practicing off-road skills will increase your confidence and competence as a public safety cyclist, even if you never ride off-road.
- **[NEW!]** *Introduction to Advanced Off-Road Riding* is designed to propel the rider who has already mastered the core skills of off-road riding from the intermediate to the advanced level. Steep technical climbing, long rides, big drops, and fast, efficient trail riding will be emphasized. Weight and balance transfer, cadence and rhythm, brake usage, body and tire positioning, and determination will be discussed as the means to overcoming technically advanced terrain and improving stamina. Developed by Officer Ian MacAyeal and Chief Loren Ryerson of Aspen (CO) Police Department.
- **[NEW!]** *Advanced Off-Road Riding* is designed for experienced off-road riders who wish to hone their skills and improve their stamina. This challenging and fast-paced class will prepare you to overcome even the most technical and formidable terrain and enable you to tackle terrain you used to think was unrideable. It will also address the need for proper nutrition, hydration, pacing, and recovery on long rides.
- **[NEW!]** *Expert Off-Road Riding* is geared to the rider who is comfortable and capable on all types of trails in any conditions. Riders will put their skills to the test on the most technically difficult and demanding trails in the Charleston area. Excellent physical condition, highly developed skills, and endurance are a must.

EMERGENCY MEDICAL SERVICES

EMS Night Operations demonstrates and practices field-tested tactics and equipment developed to make night operations a safe and highly successful way to deploy bicycle-mounted EMS personnel.

EMS Scene Safety with Practical Applications discusses and practices the unique concerns and skills needed by EMS bike units, which frequently arrive at accident scenes before other public safety personnel. Learn how to evaluate the scene, maintain equipment for use, and minimize the risk of equipment loss.

Questions? 410-744-2400



The 13th Annual

Police on Bikes Conference

The Workshops

May 22-24, 2003 ~ Charleston, WV

Bring Your Bicycle

GENERAL INTEREST

Three Mile Time Trial: Pre-Course Fitness Evaluation is designed to provide bike unit administrators and instructors with a fitness evaluation tool that elevates the standard for public safety cyclists, eliminates unqualified applicants and reduces time spent on remedial training. Participants will be provided with a working model of the standard that is easy to implement and will gain an understanding of the legal issues pertaining to officer fitness and civil liability as it relates to job performance and training issues. Presented by Cpl. Bob Ricciardi, Palm Beach County Sheriff's Office, Florida. (Note: consists of both classroom and on-bike instruction.)

INSTRUCTOR DEVELOPMENT

Advanced Skill Development. See description under *Bike Handling Skill Development*.

[NEW!] Diagnosing & Correcting Rider Error is designed to help IPMBA Instructors identify technical riding errors, give verbal direction to correct the mistakes, and demonstrate proper technique. The goal is to create cyclists who are capable of helping others become safer, more controlled riders. Developed by Jason Schiffer, Bethlehem (PA) Police Department and Kathleen Vonk, Ann Arbor (MI) Police Department.

Three-Mile Time Trial. See description under *General Interest*.

OFFICER SURVIVAL

[NEW!] Defensive and Survival Tactics will demonstrate techniques that can be used to counter the efforts of an assailant to disarm or assault a bike officer. Topics will include retention holsters, equipment placement and concealment, weapon retention techniques, landing techniques, use of the bike to temporarily "tie up" or slow down the suspect, and techniques for controlling a suspect while on the bike or the ground. Developed by Sgt. Ashley Foster, Departmental Training Officer for MUSC Police Department, Charleston, South Carolina.

[NEW!] Firearms Skills for Bike Officers I is designed to familiarize the bike officer with the unique demands of firearms use by bike patrol officers. This session focuses on the how the addition of the bicycle and related gear affects techniques commonly used in patrol work. It will re-emphasize the importance of practicing bike skills so they become second nature. Presented by firearms instructors Artie Gonzales, Topeka (KS) Police Department and David Hildebrand, Denton (TX) Police Department. (Course requires 200 rounds and handgun, body armor, bike and mandatory safety equipment, and letter from your department authorizing you to participate in live-fire exercises. Limit 20 students.)

OFFICER SURVIVAL

[NEW!] Firearms Skills for Bike Officers II builds on the basics taught in *Firearms for Bike Officers I*, progressing to more dynamic movements from the bicycle. Participants will be exposed to situational and positional circumstances that emphasize the importance of having the ability to perform with both a bicycle and a firearm. Presented by firearms instructors David Hildebrand and Artie Gonzales. (Course requires 200 rounds and handgun, body armor, bike and mandatory safety equipment, and letter from your department authorizing you to participate in live-fire exercises. Limit 20 students.)

H&K Firearms Skills for Mountain Bike Officers explores realistic firearms deployment during high-risk situations. A range-based course presented by IPMBA instructor and board member Kathleen Vonk, adjunct instructor for Heckler & Koch International Training Division. (Course requires 150 rounds and handgun, body armor, bike and mandatory safety equipment, and a letter from your department authorizing you to participate in live-fire exercises. Limit 20 students.)

Officer Survival for Bike Patrol focuses on surviving high-risk patrol, including armed conflicts in the day and night. Add deadly force scenarios, and you'll find out if your tactics work, or if others are better. Realistic scenarios and use of Simunition technology. Developed by Gary McLaughlin, Sacramento (CA) Police Department, and Kathleen Vonk, Ann Arbor (MI) Police Department. (Prerequisite*: *Suspect Contact and Apprehension*)

PC Night Operations demonstrates and practices field-tested tactics and equipment developed to make night operations a safe and highly successful way to deploy bicycle patrols.

Suspect Contact and Apprehension demonstrates and practices dismounts and apprehension tactics to help you stay alive and put those bad guys where they belong.

[NEW!] Traffic Enforcement for Bike Officers will address traffic enforcement from the perspective of the bike officer, with an emphasis on speed enforcement. Officer David Johnson of the Oshkosh (WI) Police Department will discuss the basics of conducting traffic stops from the bicycle, safety considerations, selecting appropriate areas, and tips for successfully running speed enforcement operations using bikes. The session will include an in-class presentation on techniques and safety, and practical, scenario-based exercises. (Note: Consists of both classroom and on-bike instruction.)

www.ipmba.org



The 13th Annual

Police on Bikes Conference

The Workshops

May 22-24, 2003 ~ Charleston, WV

Store Your Bicycle

(and bring a pen & paper!)

ADMINISTRATOR TOPICS

Administrative Issues of a Bike Unit addresses such topics as general administration, policy considerations, funding, officer selection, equipment, training, and legal issues. Ideal for administrators—both new and experienced—as well as members of newly formed bike units. Presented by Lt. Tom Woods, Denton (TX) Police Department.

Advanced Bicycle Fit. See description under *Health & Fitness*.

[NEW!] Bicycle Events: An Untapped Funding Source explores the possibilities of organizing a fee-based bike tour to raise funds for your bike unit. Bicycle clubs and charities have a long history of raising funds through bike rides, many of which started with just a few riders and now attract thousands of people and raise thousands of dollars. This workshop will address the planning, advertising, funding, staffing, and implementation of a bicycle event, with an emphasis on developing a long-term funding source. Captain Steve Weigold of St. Clair Twp.-Miami EMS (Hamilton, OH), will share lessons he learned as the founder of the St. Clair Days Bicycle Tour, a fund-raiser for his bike EMS team.

Bike Unit Marketing 101 & 102. See descriptions under *Community Related* and *Campus Issues*.

Continuous and In-Service Training discusses the benefits of continuous training. This workshop is for anyone who believes that learning never stops and that it is necessary to practice existing skills and develop new ones in order to maintain unit excellence.

Funding Sources for Bike Units addresses creative funding options for both new and existing bike units. Officer Kirby Beck of the Coon Rapids (MN) Police Department will moderate a panel comprised of bike officers and medics who have been successful in raising funds to outfit and train their team members. Come share your successes and frustrations!

[NEW!] Tell it to the Chief! Thinking about putting together a proposal to start a bike unit or expand your operations? Facing budget cuts and/or challenges from risk managers? Having difficulty convincing your administration that training is essential? Chief Loren Ryerson of the Aspen (CO) Police Department is ready to share the chief's perspective, so come prepared to ask the questions you wish you could ask your chief. Chief Ryerson is an avid mountain biker and has been an IPMBA Instructor since 1997.

CAMPUS ISSUES

Campus Roundtable. See *Roundtable Discussions*.

Bike Unit Marketing 101. See description under *Community Related*.

CAMPUS ISSUES

[NEW!] Bike Unit Marketing 102. How do you convince your campus population that you are the "real" police? How can you successfully educate your campus community about crime prevention, personal safety, and your bike unit? Successful marketing can help improve your credibility, increase confidence in your agency, and lead to stronger financial support. Come learn strategies to help you "sell" your programs and how and where to find the resources to implement them. Applicable to non-campus law enforcement agencies, too. Presented by Sgt. Kurt Feavel, Crime Prevention Supervisor for University of Wisconsin-Madison Police Department.

University 101: Surviving in an Academic Environment, developed by 21-year Tulane University Police Department veteran Stanley Cosper, will introduce campus bike patrol members to the unique aspects of patrolling in an academic setting. Participants will gain insight into dealing with university and department administrations, student governments, facilities personnel and other university staff, resident and commuter students, fraternities and sororities, other law enforcement agencies, and neighborhood residents. Pro-active programs, community policing, and the problem of bike thefts will be specifically addressed.

COMMUNITY RELATED

[NEW!] Advanced Problem-Solving will discuss the process of identifying problems in an officer's area of assignment, focusing on indicators outside of police organizations as well as police indicators. It will address how to integrate these indicators into the SARA process, and how to develop a logical hypothesis, a general goal statement, and customized responses for the problem. How the problem indicators lead to an effective evaluation of the problem solving effort will also be discussed. Presented by the Tri-State Regional Community Policing Institute.

[NEW!] Bicycle Rodeos: From A to Z. Putting on a bike uniform automatically makes you an expert in putting on a bike rodeo, right? Learn how to plan and implement a bike rodeo first-hand, including where to get volunteer help, how to find funding, and what type of equipment is necessary. You will participate in conducting a rodeo at one of Charleston's local schools and go back ready to serve your community's needs. Presented by D/S Dan Ganzel of Palm Beach County (FL) Sheriff's Office. (*Note: this involves both classroom and practical experience.*)

(*"Community Related" continued on page 17*)



The 13th Annual
Police on Bikes Conference

The Workshops

May 22-24, 2003 ~ Charleston, WV

Store Your Bicycle
 (and bring a pen & paper!)

COMMUNITY RELATED

Bike Unit Marketing 101 is designed to help you break down some of the barriers between your police department and your community. Ptl. Michael Trout of Ohio University P.D. will discuss various programs instituted by the O.U.P.D., including bike donations, training for campus facilities personnel using bikes during work, and bike safety education as examples of ways a bike patrol can enhance the relationships between local law enforcement agencies and the community at large.

[NEW!] *Bike Unit Marketing 102*. See description under *Campus Issues*.

[NEW!] *Drug Identification*, conducted by Officer Eddy Croissant, Tampa (FL) Police Department, will familiarize you with the different types of drugs that may or may not yet be available in your jurisdiction. Partner workshop to *Drug Enforcement & Interdiction*.

Drug Enforcement & Interdiction illustrates how the mobility and stealth of the bicycle mounted officer can be used in innovative and effective ways to address the problems associated with illicit drugs and to round up the bad guys. Presented by Officer Eddy Croissant, Tampa (FL) Police Department.

Introduction to Community Policing presents, as a foundation, the philosophy and origins of Community Oriented Policing, the duties of the C.O.P. officer, and the future of policing. Presented by Tri-State Regional Community Policing Institute.

Youth Bicycle Education: What to Teach and Why, presented by Officer Kirby Beck of the Coon Rapids (MN) Police Department, will address the issue of car-bike crashes, one of the leading causes of death and severe injury to children under age 16. Learn the *real* factors in their causation and how to prevent them by conducting effective and targeted on-bike education. An excellent foundation for *Bicycle Rodeos: From A to Z*.

Membership is encouraged but not required for the three-day IPMBA Conference. Your \$40 membership entitles you to a \$70 savings on conference registration, access to certified training opportunities, subscriptions to IPMBA News and Bicycling magazine, and more!

(The \$70 non-member fee may not be applied to a future IPMBA membership.)

EMERGENCY MEDICAL SERVICES

[NEW!] *Advance Planning for Special Events* will prepare you to successfully plan and deliver emergency medical services for events of any size. Topics include establishing communications systems between field units, the command post, and main dispatch; the importance of "walking the site" prior to the event; creating and using site maps in PowerPoint, and maximizing resources for maximum coverage. Presented by Gene Williams, Special Operations Coordinator, Cypress Creek EMS, Houston, Texas.

[NEW!] *Bicycle-Friendly AED's*. Captain Pat Donovan of Puyallup (WA) Fire Department is always on the lookout for the latest and greatest in equipment for bike medics. This year he will present his research on the newest technology available in lightweight, bicycle-friendly AED's ideally sized for panniers.

[NEW!] *Bikes at the Pentagon, 9/11*. See description under *General Interest*.

EMS Specific Equipment Needs addresses the unique product, equipment and packing needs of EMS on bikes. Presented by EMS bike equipment guru Captain Pat Donovan, Puyallup (WA) Fire Department.

Effective Use of EMS Bikes explores this unique niche and offers hints for effective deployment of EMS personnel on bikes. Presented by Captain Pat Donovan, Puyallup (WA) Fire Department.

EMS Roundtable See description under *Roundtable Discussions*.

[NEW!] *Search & Rescue Basics*. See description under *General Interest*.

FITNESS AND NUTRITION

Advanced Bicycle Fit will address the importance of selecting a bicycle based on the dimensions of not only the seat tube but the top tube as well. Frame angles will also be discussed. You will learn where to acquire the proper tools and how to use them in order to achieve more precise bike fit, and if time permits, participants will be fit to their own bikes. Cpl. Bob Ricciardi of the Palm Beach County Sheriffs Office (FL) will share the expertise he developed in nearly 10 years as a pro bike shop owner. Bike fit is essential to rider efficiency, minimization of injury, and comfort, so this workshop is ideal for all riders, including instructors and administrators who want to keep their bike unit members healthy, happy, and effective. *(Maximum 25 per session.)*

("Fitness and Nutrition" continued on page 18)



The 13th Annual
Police on Bikes Conference

The Workshops

May 22-24, 2003 ~ Charleston, WV

Store Your Bicycle
(and bring a pen & paper!)

FITNESS AND NUTRITION

[NEW!] *Eating Well for Peak Performance.* Eating well can be difficult for everyone, but public safety personnel encounter even more obstacles because of shift work, interrupted meals, uncertain meal times and discounted or free food at less-than-healthy establishments. Public safety cyclists have the additional challenge of replenishing energy expended during and after their often strenuous rides. This workshop will provide information on making good food choices in restaurants and the importance of timing food and fluid intake to maximize performance and speed recovery. Presented by Linda St. Clair, MS, RD, LD, who has 16 years experience in the fields of nutrition, weight management and wellness. As the wife of a Charleston bike officer, Linda has first-hand knowledge of the challenges to proper nutrition on the job.

[NEW!] *Health Effects of Occupational Cycling,* presented by Dr. Steven Schrader and Michael Breitenstein of National Institute for Occupational Safety and Health, will address numbness and pain in the hands, feet, and groin area. New equipment for evaluating important pressure areas will be demonstrated.

[NEW!] *Sports Drinks: Which One is Right for You?* "Energy" drinks targeted to cyclists and other athletes promise everything from increasing endurance and building strength to providing energy. It is difficult to distinguish the facts from fiction just by reading the labels. This workshop, presented by Linda St. Clair (see bio above) will show you how to make the right decision about fluid replacement beverages with regard to energy, caffeine, vitamin/mineral content and nutritional value.

[NEW!] *Stretching for Injury Prevention & Peak Performance* focuses on flexibility as a key to physical fitness. Personal Trainer Sarah Williams of Innovative Fitness will discuss the muscle groups, how they interact, and why stretching is important to perform optimally and avoid injury. Proper stretching technique will be demonstrated and practiced. Come ready to get limber!

[NEW!] *Women's Reproductive Health and Bicycling,* a workshop for female cyclists, will address the relationships between bike seat design, time in the saddle, and reproductive health. Presented by Dr. Susan Reutman of the National Institute for Occupational Safety and Health.

IPMBA thanks the Tri-State Regional Community Policing Institute of Cincinnati, Ohio, for providing audio visual support for the Conference.

GENERAL INTEREST

[NEW!] *Bikes at the Pentagon 9/11: Could We Have Done More?* In the wake of the 9/11 disaster at the Pentagon, fire, EMS, and law enforcement support arrived from multiple local and federal agencies. Bikes were used by the Federal Protective Service (Pentagon Police), but were they enough? This workshop will discuss the level of support provided by public safety cyclists and the level which, in retrospect, they could have provided. It will also address the need to look at the "big picture" in responding to large-scale catastrophic events, such as whether or not bikes are appropriate, what type of bike assistance (police and/or EMS) is suitable and possible, the optimal number of bike teams, and the best means of transporting the bike team and equipment to the incident site. Bob Halsall is EMS Education/Training Specialist for the Arlington County (VA) Fire Department and has primary responsibility for coordinating EMS teams, including up to 50 bike teams, for the U.S. Marine Corps Marathon. His agency was on-site at the Pentagon on and following 9/11, serving as the National Medical Response Team Decontamination Unit.

[NEW!] *Bicycle Events: An Untapped Funding Source.* See description under *Administrator Topics.*

Continuous and In-Service Training. See description under *Administrator Topics.*

Design and Operation of a Mountain Bike Competition Course. Thinking of hosting a mountain bike competition? Come to this workshop and learn how to safely test the skills of your fellow bicyclists while preventing the event from growing beyond your control. Presented by IPMBA Competition Coordinator T.J. Richardson of the San Antonio (TX) Police Department.

Funding Sources for Bike Units. See description under *Administrator Topics.*

[NEW!] *Law Enforcement Officers Flying While Armed* was developed by the FAA in the wake of 9/11. This session will present the revised federal regulations governing LEOs traveling armed and is mandatory for any law enforcement officer who has a need to fly armed (i.e., to carry a firearm on his/her person or in carry-on luggage). Regulations for carriage of firearms and ammunition in checked baggage will also be reviewed. Attendees will receive a certificate of attendance. Presented by Officer Ed Croissant, Tampa (FL) Police Department.

("General Interest" continued on page 19)



The 13th Annual

Police on Bikes Conference

The Workshops

May 22-24, 2003 ~ Charleston, WV

Store Your Bicycle

(and bring a pen & paper!)

GENERAL INTEREST

[NEW!] *101 Uses for Zip Ties* will provide tips and tricks to help even the non-mechanically inclined cyclist make emergency repairs. Repairing your bicycle along the roadside using "duct tape and zip ties" is the mark of a self-reliant cyclist. The workshop will discuss the mythical "thin-air repair" that can get you rolling in the face of seemingly impossible odds, and rescue you from that embarrassing call back to the station for a ride. Developed by Lt. Tom Woods, Denton (TX) Police Department.

[NEW!] *Search & Rescue Basics* is designed to provide knowledge concerning the general responsibilities, skills, abilities, and the equipment needed by persons who would be participating in a search or rescue mission. It will introduce you to such topics as the components of SAR, the SAR management system, land navigation and orienteering, search philosophy and probability theory, search tactics, clue consciousness, search operations, lost person behavior, and communications. Presented by the National Association for Search & Rescue (NASAR).

[NEW!] *Tell it to the Chief!* See description under *Administrator Topics*.

Vendor-Sponsored Informational Workshops give your favorite vendors a chance to strut their stuff! Get an up-close and personal look at what the manufacturers offer. (Registration and schedule on-site.)

INSTRUCTOR DEVELOPMENT

Continuous and In-Service Training. See description under *Administrator Topics*.

[NEW!] *Effective PowerPoint Presentations I* provides a step-by-step tutorial for the PowerPoint novice. At the conclusion of the workshop, you will be able to create a simple but effective PowerPoint presentation while avoiding the mistakes commonly made by novices. Sgt. Bernard Hogancamp of the Homewood (IL) Police Department will present the basics of navigation, creating slides; template, font and color selection; modifying text frames, special effects and sounds, and slide transitions.

[NEW!] *Effective PowerPoint Presentations II* will focus on developing PowerPoint presentations for effective training classes and public or agency meetings. Sgt. Hogancamp will discuss ways to create presentations that neither dominate nor distract from the purpose of the training. You will learn how to avoid common mistakes and the importance of preparing back-ups.

INSTRUCTOR DEVELOPMENT

How to Become an IPMBA-Certified Instructor addresses the qualifications and procedures necessary for becoming an IPMBA-certified instructor. Current instructors are encouraged to attend for an update and to review the requirements for advancing to the level of Instructor Trainer.

Instructor Roundtable See *Roundtable Discussions*.

PC/EMS Course Safety Considerations focuses on the safety precautions instructors must take while teaching the PC or EMS Course. This workshop can help keep your class safety record intact and your liability risk low. (*Instructors only*)

PCI to EMSCI Transition Course, designed for experienced PCI's who wish to instruct EMS agencies, stresses the adjustments in both lecture and practical skills needed to accommodate the different needs of the EMS cyclist. This eight-hour transition course requires successful completion of both a written test and a practical skills check-off list. (*PCI's only*)

OFFICER SURVIVAL

Deadly Force Encounters examines several police cyclist-involved deadly encounters, including shootings, vehicle assaults, training accidents, and traffic accidents. Each incident will be analyzed and discussed, and survival training techniques will be discussed. Researched and presented by Lou Ann Hamblin of Van Buren Township (MI) Police Department.

Firearms Training for Police Cyclists introduces you to the IPMBA Bicycle Firearms Training course through video and discussion with IPMBA Firearms Instructors. This classroom-based workshop will provide the arguments you need to convince your management of the need for high-quality, bicycle-specific firearms training. Developed by firearms instructor Lou Ann Hamblin of Van Buren Township (MI) Police Department. (*For hands-on training, see Firearms Skills I & II and H&K Firearms Skills*)

[NEW!] *State and Local Anti-Terrorism Training (SLATT)* is a proactive, preventative training that assists bike officers in understanding that, because of their ideological beliefs, terrorists pose an enhanced threat to officer safety. This training will help the bike officer identify and understand specific characteristics that distinguish terrorists from typical street criminals. Presented by Tri-State Regional Community

(*"Officer Survival" continued on page 20*)



The 13th Annual

Police on Bikes Conference

The Workshops

May 22-24, 2003 ~ Charleston, WV

Store Your Bicycle

(and bring a pen & paper!)

OFFICER SURVIVAL

Weapons and Tactics of Political Extremists during Special Events will provide you with insight into the methods employed by political extremists before and during their protests to enable you to prepare for and counter their actions more effectively. Topics to be addressed include weapons, basic tactics and doctrine, counter-surveillance, sabotage and direct action techniques, communications, logistics, and post-arrest tactics. Presented by LAPD Officer Don Hudson, whose research resulted in the formulation of a bike-mounted rapid deployment team, used successfully at the DNC 2000 and at all subsequent demonstrations in downtown L.A.

ROUNDTABLE DISCUSSIONS

Campus Policing Roundtable provides a forum for campus police to discuss issues unique to policing in an academic setting. Come away energized with fresh ideas and an excellent network of contacts.

EMS Roundtable lets EMS personnel get "down and dirty" in discussions of what works and what doesn't, as well as problems, issues, and concerns unique to EMS. Come see what you can beg, borrow, and steal from your fellow bike-mounted EMS!

Instructor Roundtable brings IPMBA Instructors and the IPMBA Governing Board together for a free-wheeling discussion of experiences, training tips, and other topics relevant to teaching IPMBA certification courses. (*Instructors Only*)

Women's Issues Roundtable focuses on the issues, challenges, and opportunities specific to female law enforcement professionals, particularly those on bike patrol.

MAINTENANCE (BRING YOUR BIKE AND YOUR TOOLS!)

Introduction to Bike Maintenance is designed to introduce the public safety cyclist to essential preventive maintenance and repairs. Students start by using simple tools and methods to practice common bike adjustments and inspections and move on to fixing flats, cable, barrel, and derailleur adjustments, chain cleaning and changing, and brake pad adjustment and cleaning. This workshop will save you and your department money! 4 hours. (*For certification, see Maintenance Officer Certification Course under Pre-Conference Courses*)

Maintenance Topics are designed for those who have mastered the basics of bike maintenance. Each session focuses on a specific maintenance issue. All sessions are hands-on; bring your bike, two towels, six grease rags, allen wrench set (including 8mm), bike stand (if possible), and equipment as specified below. Prepare to get greasy!

- **Brakes** (*Intermediate*): Replace cables, inspect brake pads, file worn brake pads, install new brake pads, fine tune the brakes. *Requires two brake cables, one set of new brake pads.*
- **Drive Train** (*Intermediate*): Remove and clean chainrings, chain, rear cassette, shifter cables. Re-install parts, replace stretched cables, tune front and rear derailleurs. *Requires two shifter cables & housings, new chain, chain checker or ruler/tape, chain tool, crank puller (if possible).*
- **Basics of Wheel Truing** (*Advanced*): Learn the basics of wheel truing both by truing off the rear and front brake pads and by using a truing stand. *Requires spoke wrench that matches your spokes.*
- **Bearing Maintenance & Overhaul** (*Advanced*): Learn to maintain, inspect, and replace axle & headset bearings. *Requires cone wrench (if possible).*

Register Today!



The 13th Annual Police on Bikes Conference

IPMBA Instructor Course

May 17-21, 2003 ~ Charleston, WV

Become an instructor for the finest public safety cyclist organization in the world! Join the ranks of over 400 IPMBA-certified Instructors nationwide and help ensure that police officers and EMS personnel on bikes receive the top-quality training they deserve.

Since 1991, IPMBA Instructors have educated countless public safety personnel in using their bikes safely and effectively on the job. This intense course will increase your confidence, reinforce your understanding of the basic principles of police/EMS cycling, improve your bike-handling skills, and prepare you to communicate your knowledge to others. Teaching methods include in-class presentations, on-bike drills, and peer and self-critiques. You will learn to identify and correct improper technique; how to assist students in overcoming individual difficulties; and how to incorporate various methods of instruction into your courses.

When you have completed this course, you will be equipped with the skills you need to teach beginner and intermediate cyclists how to use the bike, not just as transportation, but as an indispensable tool for success on the job. Certification will be issued upon successful completion of the course requirements.

Important Information! Please Read First! In order to be eligible for the IPMBA Instructor Course, you must submit the following items: 1) *Instructor Application* and fee (call 410-744-2400 or email info@ipmba.org to request an application packet); 2) a copy of your *IPMBA Police/EMS Cyclist Certificate*. [If you are not already a certified IPMBA Member, you must submit the *IPMBA Membership & Certification Application* found in the Application Packet]; 3) a recommendation from your IPMBA-certified Instructor; 4) a letter of recommendation from your department; and 5) this registration form. Current IPMBA membership and certification are required. If your membership is not current, you may renew with this form.

Note: Applications are subject to review. If you have not met the above requirements and the pre-requisites described in the application, your course registration fee will be returned. We recommend that you wait for approval before purchasing non-refundable travel. The application fee is non-refundable. All paperwork must be received at IPMBA HQ by April 18, 2003. You must submit your completed Instructor Application prior to or at the same time as your Instructor Course registration form or your course registration form will be returned unprocessed. Course is limited to the first 35 students who meet all prerequisites. Course registration fee or purchase order MUST accompany this registration form. Spaces cannot be reserved without payment. If you are registering for the IPMBA Conference, please submit both forms at the same time.

COURSE LOCATION: Charleston Civic Center. **ACCOMMODATIONS:** See page 10. **COURSE LENGTH:** 40 hours (five eight-hour days). **COURSE LIMIT:** 35
REGISTRATION DEADLINE: Applications, Instructor Course registration forms, and all fees must be received by IPMBA by April 18, 2003. No walk-ins!
CONFIRMATIONS: Detailed confirmation materials, including directions and a list of equipment needs, will be mailed to your home address.

The IPMBA Instructor Course Registration Form

If you are attending the IPMBA Conference, May 22-24, please submit this registration form with your Conference registration form.

Name: _____
Home Address: _____
City, State, Zip: _____
Personal Phone: Cell Home _____
E-mail: _____
Department Name: _____
Department Address: _____
City, State, Zip: _____
Dept. Phone: _____ Dept. Fax: _____

➤ CHECK ALL BOXES THAT APPLY TO YOU

1. I am a current IPMBA Member (member # _____),
 renewing IPMBA membership (member # above; \$40 enclosed).
 joining IPMBA (\$40 enclosed).
2. I am an IPMBA-Certified Police or EMS Cyclist.
 not IPMBA-Certified yet, but my Police/EMS Cyclist certification application & \$10 fee are enclosed.
 awaiting my certificate. I submitted my membership and certification application on _____.
3. I am a current PCI/EMSCI (My instructor number is _____).
 a first time instructor applicant and:
 My application and \$125.00 fee are enclosed.
 I have been approved and my letter is enclosed.
4. I am a member of a police bike unit.
 a member of an EMS bike unit.
5. I am also registering for the IPMBA Conference
 (Please submit forms together.)

Payment Enclosed (Check all boxes that apply):

- \$425 Course Registration (includes lunch each day)
 \$125 Instructor Application (if applicable)
 \$ 40 Membership Dues (if applicable) New Renew
 \$ 10 Police/EMS Cyclist Certification (if applicable)
- \$ _____ Total Enclosed

Please see Conference Registration Form for payment.

Check enclosed

Purchase Order (PO)
 PO Dept. Contact: _____ Phone: _____

MC/Visa
 Signature _____ Exp. ___/___/___

RETURN THIS FORM WITH PAYMENT TO:
IPMBA Conference
 583 Frederick Rd., Suite 5B, Baltimore MD 21228
 PH: 410-744-2400 ~ E-Mail: info@ipmba.org
Sorry, No Faxes.

Cancellation policy:

Cancellation policy: Refund requests must be made in writing and postmarked by April 18, 2003. Refunds, less a \$25 administrative fee, will be processed following the conference. No refunds after April 18. Application fee, certification fee and membership dues are non-refundable.
\$25 charge for returned checks.

*Detailed confirmation materials, including course logistics and a list of equipment needs, will be mailed approximately three weeks prior to the course.



The 13th Annual

Police on Bikes Conference

How To Register

In order to speed processing and avoid errors, please complete the following checklist prior to submitting your registration form. *Thanks!*

CONTACT INFORMATION. Required for nametags, mailing confirmation packets and for all correspondence.

- Have you included **ALL** your contact information (address including zip code, phone, fax, email; home and work info)?

CONFERENCE LUNCHES. Each year, IPMBA throws away hundreds of dollars in uneaten lunches. We'd rather use those funds to improve our member services. Help us avoid wasting both money and food by only checking those lunches you intend to eat!

CONFIRMATION PACKETS. Confirmation Packets will be mailed to those individuals whose registration forms are postmarked by April 18, 2003.

- Packets include: confirmed courses & workshops; list of required equipment & uniform requirements; travel & logistical information; bicycle shipping & storage details; on-site check-in instructions; and information about the Mountain Bike Competition.

IPMBA MEMBERSHIP. Required for pre-conference courses and discounted conference registration ("IPMBA Member Fee" on the registration form.)

- If you are a current or renewing member, have you included your IPMBA membership number?
- If you are joining IPMBA or renewing your membership, have you checked off the appropriate box AND included your \$40 membership dues in the total?

PRE-CONFERENCE TRAINING COURSES. (May 17/18—21, 2003)

- Have you checked the box that corresponds to the pre-conference course that you are going to take?
- If you are enrolling in the *Instructor Course*, have you enclosed the separate registration form and submitted the Instructor Application (if applicable), pre-requisites, and fee?
- If you are enrolling in the *Instructor Course*, **and** attending the conference, have you submitted both the course and the conference registration forms in the same envelope? Have you and submitted the Instructor Application (if applicable), pre-requisites, and fee?
- If you are enrolling in the *Police Cyclist Advanced or Intermediate Police Cyclist Course*, have you enclosed a copy of your IPMBA-issued Police Cyclist Certificate (or equivalent) and a letter from your department authorizing you to participate in live-fire exercises?
- If you are enrolling in *Bicycle Rapid Response Team Training*, have you enclosed a copy of your IPMBA-issued PC Certification (or equivalent)?

13TH ANNUAL IPMBA CONFERENCE. (May 22-24, 2003)

- If you are attending the IPMBA Conference, have you selected the appropriate box?
 - If you are joining or renewing with registration, or your membership is current, select "IPMBA Member Fee."
 - If you are not a member, or your membership has lapsed, select "Non-IPMBA Member Fee."
 - If you are attending ANY of the pre-conference courses, select "Pre-conference Attendee Fee."
- Have you reviewed the conference schedule and checked the boxes next to the workshops you wish to take? (**Page 2 of the Registration Form**)
- Have you *carefully* scheduled those workshops to avoid conflicts in class time?
- Have you indicated which lunches you plan to attend? (**Help reduce wasted food and money — only select the lunches you intend to eat!**)
- If you are bringing a guest(s), have you checked the proper box and included the \$50 guest fee (covers three lunches and admission to the vendor area) for each?
- If you are attending any workshops involving live fire exercises, have you enclosed departmental authorization allowing you to do so?

FORM OF PAYMENT. Payment must accompany registration. Registrations received without correct payment or P.O.# will be returned unprocessed via first class mail.

- If your registration will be postmarked after April 18, 2003, have you included the \$25 late fee?
- Have you included the correct payment or provided a P.O. number?**
- If the enclosed payment covers multiple registrations, have you checked the appropriate box? (Multiple registrations **must** be mailed in together.)
- Have you addressed your envelope to:**
 - IPMBA Conference
 - 583 Frederick Road, Suite 5B
 - Baltimore MD 21228
 - NO FAXES**
- HAVE YOU COMPLETED BOTH SIDES OF THE REGISTRATION FORM?**



The 13th Annual Police on Bikes Conference

Registration Form
Page 1 of 2

Please read "How to Register" on page 22 before filling out this registration form. Print legibly.

To avoid late fee, registration forms must be postmarked by April 18, 2003.

Name (As you would like it to appear on your nametag, and in all correspondence)

First Last

Home Address (This is where your confirmation packet will be sent)

Street Address

City State Zip

Personal Telephone () Home Cell

E-Mail _____
(For IPMBA use only)

Dept. Name _____
(As it will appear on your nametag)

Dept. Address _____

Street Address

City State Zip

Dept. Telephone ()

IPMBA Membership Number _____
(Mandatory for current and renewing members.)

IPMBA Instructor Number _____

Conference Lunches

Each year, IPMBA throws away hundreds of dollars in uneaten lunches. We'd rather use those funds to improve our member services. Help us avoid wasting both money and food by only checking those lunches you intend to eat!

Thursday Friday Saturday (Box lunch)

IPMBA Wants To Know!

How did you hear about the conference?

Ad in _____ IPMBA News www.ipmba.org
 At Ogden conference IPMBA List Serve Other _____

Have you attended a previous conference? Yes No

Tucson ('91) Las Vegas ('92) Ft. Lauderdale ('93)
 San Antonio ('94) Milwaukee ('95) Rochester ('96)
 Nashville ('97) Tacoma ('98) Chicago ('99)
 Tucson ('00) Cincinnati ('01) Ogden ('02)

Please check all boxes that apply and add up the right column for your total.

IPMBA MEMBERSHIP

NEW RENEW \$ 40

Pre-Conference Training Courses May 17/18 - 21, 2003

You must be a current member to attend any of the pre-conference training courses. Join or renew with this form if you are not currently a member.

Police Cyclist™ Course \$295*

Intermediate Police Cyclist™ Course \$350*

Copy of your IPMBA-issued Police Cyclist™ Certificate enclosed.....

Departmental authorization for live-fire exercises enclosed.....

Police Cyclist™ Advanced Course \$425*

Copy of your IPMBA-issued Police Cyclist™ Certificate enclosed.....

Departmental authorization for live-fire exercises enclosed.....

EMS Cyclist™ Course \$295*

IPMBA Instructor™ Course See Attached.

Instructor Course Registration form enclosed

Maintenance Officer Certification™ Course \$425*

Bicycle Rapid Response Team Training \$425*

*Includes lunch each day.

13TH Annual IPMBA Conference May 22-24, 2003

IPMBA Member Fee \$325

MUST be current; you must provide your current IPMBA membership number on this form or obtain/renew membership with this registration.

Non-IPMBA Member Fee \$395

Pre-Conference Attendee Fee \$275

If you are attending any of the seven Pre-Conference training courses—including the Instructor Course—this is your fee.

Guest Fee (per guest) Guests ___ x \$50 \$ _____

The guest fee entitles your guest admission to the exhibit hall and three lunches. NAME: _____

Late Fee \$ 25

Registrations postmarked after April 18 will be returned unprocessed if the \$25 late fee is not enclosed.

Tee Shirt Size (Circle) M L XL XXL XXXL

TOTAL ENCLOSED \$

CANCELLATION POLICY: Refund requests must be made in writing and postmarked by April 18, 2003. Refunds, less a \$25 administration fee, will be processed following the conference. No cancellations or refunds after April 18. If you must cancel after April 18, you may locate a substitute and submit his/her registration form and a letter of explanation. \$25 charge for returned checks.

HAVE YOU COMPLETED THE OTHER SIDE OF THIS FORM?

Mail Form(s) to:

IPMBA, 583 Frederick Rd., Suite 5B, Baltimore MD 21228

No Faxes

Form of Payment

MUST ACCOMPANY REGISTRATION

- Enclosed payment includes additional registrations.
- Enclosed payment includes Instructor Course Registration.
- Check or money order (payable to IPMBA) enclosed.
- Visa/MasterCard accepted (circle one).

Expire: ___/___ Signature: _____

Purchase Order number or departmental equivalent:

Department to which the invoice should be sent _____

Address _____

City State () ZIP _____

Attn: _____

Who is responsible for paying this bill? _____ Phone _____

NAME: _____
Last

DEPT.: _____
First

STATE: _____

PHONE: (_____) _____

Thursday, May 22, 2003

TIMES	Friday, May 23, 2003	
0800-0900	<input type="checkbox"/> Search and Rescue Basics (O66) <input type="checkbox"/> Bike Rodeos: From A to Z (C64) <input type="checkbox"/> Basics of Bicycle Polo (B84) <input type="checkbox"/> Advanced Skill Development (B6B) <input type="checkbox"/> Advanced Off-Road Riding (B94) <input type="checkbox"/> Officer Survival (O10B) <input type="checkbox"/> Firearms Skills II (Live) (O84) <input type="checkbox"/> Conquering Urban Traffic (B1B) <input type="checkbox"/> Minimizing the Impact of Bicycle Crashes (B2B) <input type="checkbox"/> Suspect Contact and Apprehension (O2B) <input type="checkbox"/> Defensive and Survival Tactics (O8B) <input type="checkbox"/> Bearing Maintenance & Overhaul (M64)	
0930-1045	<input type="checkbox"/> Administrative Issues (A1B) <input type="checkbox"/> Funding Sources for Bike Units (G1B) <input type="checkbox"/> Deadly Force Encounters (O1B) (B3B) <input type="checkbox"/> Slow Speed Skills (B3B)	<input type="checkbox"/> Stretching for Injury Prevention (F2B) <input type="checkbox"/> Health Effects (F4B) <input type="checkbox"/> University 101 (U34) <input type="checkbox"/> Basics of Wheel Training (M54) <input type="checkbox"/> Advanced Bike Fit (F5B) <input type="checkbox"/> Bike Unit Marketing 102 (U14) <input type="checkbox"/> Women's Health (F64)
1100-1215	<input type="checkbox"/> Effective PowerPoint Presentations II (I64) <input type="checkbox"/> Campus Roundtable (U24) <input type="checkbox"/> Women's Issues Roundtable (G54) <input type="checkbox"/> Continuous and In-Service Training (A24) <input type="checkbox"/> State and Local Terrorism Training (O5B) <input type="checkbox"/> Sports Drinks: Which One is Best For Me? (F1B)	<input type="checkbox"/> Effective PowerPoint Presentations II (I64) <input type="checkbox"/> Campus Roundtable (U24) <input type="checkbox"/> Women's Issues Roundtable (G54) <input type="checkbox"/> Continuous and In-Service Training (A24) <input type="checkbox"/> State and Local Terrorism Training (O5B) <input type="checkbox"/> Sports Drinks: Which One is Best For Me? (F1B)
1215-1315	Lunch	Lunch
1400-1515	<input type="checkbox"/> Drug Interdiction & Operations (C4B) <input type="checkbox"/> Eating Well for Peak Performance (F3B) <input type="checkbox"/> 101 Uses for Zip Ties (M1B) <input type="checkbox"/> Bicycle-Friendly AEDs (E64) <input type="checkbox"/> Bicycle Events: An Untapped Funding Source (G54) <input type="checkbox"/> How to Become an IPMBA Instructor (I74) <input type="checkbox"/> Bikes at the Pentagon (G7C) <input type="checkbox"/> Tell it to the Chief! (A34)	<input type="checkbox"/> Drug Interdiction & Operations (C4B) <input type="checkbox"/> Eating Well for Peak Performance (F3B) <input type="checkbox"/> 101 Uses for Zip Ties (M1B) <input type="checkbox"/> Bicycle-Friendly AEDs (E64) <input type="checkbox"/> Bicycle Events: An Untapped Funding Source (G54) <input type="checkbox"/> How to Become an IPMBA Instructor (I74) <input type="checkbox"/> Bikes at the Pentagon (G7C) <input type="checkbox"/> Tell it to the Chief! (A34)
1630	Mountain Bike Competition ~ West Virginia State Capitol Grounds ~ Register on-site!	
TIMES	Saturday, May 24, 2003	
0900-1015	<input type="checkbox"/> Firearms Training for Police Cyclists (O6B) <input type="checkbox"/> Traffic Enforcement for Bicycle Officers (O7B) <input type="checkbox"/> Three Mile Time Trial (G2B) <input type="checkbox"/> EMS Scene Safety Practical Applications (E74) <input type="checkbox"/> Tour de Charleston (B104)	<input type="checkbox"/> Bicycle Polo Match (B8B) <input type="checkbox"/> H&K Firearms Skills for Bike Officers (O94) <input type="checkbox"/> Expert Off-Road Riding (B94)
1030-1145	<input type="checkbox"/> FAA Flying Armed (2 hrs) (G3B) <input type="checkbox"/> Effective PowerPoint Presentations I (I2B)	<input type="checkbox"/> FAA Flying Armed (2 hrs) (G3B) <input type="checkbox"/> Effective PowerPoint Presentations I (I2B)
1200-1315	<input type="checkbox"/> Effective PowerPoint Presentations II (I6B)	<input type="checkbox"/> Effective PowerPoint Presentations II (I6B)
1330-1430	Box Lunch	Box Lunch
1400-1515	<input type="checkbox"/> Instructor Roundtable (I84)	<input type="checkbox"/> Instructor Roundtable (I84)
1630	CONFERENCE CHECK-IN	
	Wednesday: 1400-2000 ~ Thursday: 0700-0745	

Friday, May 23, 2003

TIMES	Thursday, May 22, 2003	
0800-0900	<input type="checkbox"/> PCI to EMSCI Transition Course (Continued from A.M.; check off above) <input type="checkbox"/> Firearms Training for Police Cyclists (O6A) <input type="checkbox"/> Traffic Enforcement for Bike Cops (O7A) <input type="checkbox"/> Overcoming Urban Obstacles (B74) <input type="checkbox"/> Defensive and Survival Tactics (O84) <input type="checkbox"/> Drive Train (M54)	<input type="checkbox"/> Introduction to Maintenance (M24) <input type="checkbox"/> Introduction to Advanced Off-Road Riding (B54) <input type="checkbox"/> Advanced Skill Development (B64)
0930-1045	<input type="checkbox"/> PCI to EMSCI Transition Course (Continued from A.M.; check off above) <input type="checkbox"/> Firearms Training for Police Cyclists (O6A) <input type="checkbox"/> Traffic Enforcement for Bike Cops (O7A) <input type="checkbox"/> Overcoming Urban Obstacles (B74) <input type="checkbox"/> Defensive and Survival Tactics (O84) <input type="checkbox"/> Drive Train (M54)	<input type="checkbox"/> Introduction to Maintenance (M24) <input type="checkbox"/> Introduction to Advanced Off-Road Riding (B54) <input type="checkbox"/> Advanced Skill Development (B64)
1100-1215	<input type="checkbox"/> Youth Bicycle Education (C34) <input type="checkbox"/> Eating Well for Peak Performance (F3A) <input type="checkbox"/> Drug Interdiction & Operations (C44) <input type="checkbox"/> EMS Specific Equipment Needs (E34) <input type="checkbox"/> State and Local Terrorism Training (O54) <input type="checkbox"/> Health Effects (F44) <input type="checkbox"/> 101 Uses for Zip Ties (M1A) <input type="checkbox"/> Bikes at the Pentagon (G7B)	<input type="checkbox"/> PCI to EMSCI Transition Course (Continued from A.M.; check off above) <input type="checkbox"/> Firearms Training for Police Cyclists (O6A) <input type="checkbox"/> Traffic Enforcement for Bike Cops (O7A) <input type="checkbox"/> Overcoming Urban Obstacles (B74) <input type="checkbox"/> Defensive and Survival Tactics (O84) <input type="checkbox"/> Drive Train (M54)
1215-1315	Lunch	Lunch
1400-1515	<input type="checkbox"/> FAA: Flying Armed (2 hrs) (G3A) <input type="checkbox"/> Bike Unit Marketing 101 (C54) <input type="checkbox"/> EMS Roundtable (E44) <input type="checkbox"/> Design and Operation of a MTB Competition (G44) <input type="checkbox"/> Advanced Bike Fit (F54)	<input type="checkbox"/> PCI to EMSCI Transition Course (Continued from A.M.; check off above) <input type="checkbox"/> Firearms Training for Police Cyclists (O6A) <input type="checkbox"/> Traffic Enforcement for Bike Cops (O7A) <input type="checkbox"/> Overcoming Urban Obstacles (B74) <input type="checkbox"/> Defensive and Survival Tactics (O84) <input type="checkbox"/> Drive Train (M54)
1530-1645	<input type="checkbox"/> PC Night Ops (O114) <input type="checkbox"/> EMS Night Ops (E54)	<input type="checkbox"/> PC Night Ops (O114) <input type="checkbox"/> EMS Night Ops (E54)
1700-1815	EXHIBIT HOURS Wednesday: 1400-2000 Thursday: 1200-1800 Friday: 1100-1400	
1830-1915	<input type="checkbox"/> PC Night Ops (O114) <input type="checkbox"/> EMS Night Ops (E54)	
1930-2030	<input type="checkbox"/> PC Night Ops (O114) <input type="checkbox"/> EMS Night Ops (E54)	
2030-2115	<input type="checkbox"/> PC Night Ops (O114) <input type="checkbox"/> EMS Night Ops (E54)	
2115-2200	<input type="checkbox"/> PC Night Ops (O114) <input type="checkbox"/> EMS Night Ops (E54)	

Conference Schedule & Instructors Subject to Change

All Day Adventures with ACE!

POST CONFERENCE FUN

? IPMBA has partnered with ACE Adventure Center to offer IPMBA Conference attendees a chance to explore Wild, Wonderful, West Virginia. Shoot the rapids on two of America's best whitewater rivers, ride miles upon miles of scenic singletrack, or scale the heights of the finest rock-climbing area in the east. Each trip is an all-day adventure that includes an exceptional lunch in a scenic spot. Transportation will be provided to and from Charleston for all participants except cycling trip participants who wish to bring their own bikes.

Option #1: New River Gorge Singletrack. ACE's 1400-acre site joins the 70,000-acre New River, where miles upon miles of fine trails and beautiful back roads await exploration. The trails will take you to stunning overlooks high above the New River before descending to explore the river's banks. \$75.

Option #2: Climb & Rappel at ACE. Join a guide for a day of climbing and rappelling in the scenic Upper Gorge. The guide manages all aspects of the climbing site and equipment while you get out on the rocks. \$85.

Option #3: The Gauley River —World-Class Rafting. This is an ideal trip for the experienced whitewater rafter. With over 50 Class II to V+ rapids, the Gauley offers plenty of excitement and some world-class wilderness scenery. This ride requires maximum teamwork! \$89.

Option #4: The Lower Gauley — Simply Amazing. Stunning scenery waits around every bend. Magnificent vistas unfold before you as you ride huge waves and bottomless holes that will knock you around the raft. \$87.

Option #5: Lower New River Gorge —True Whitewater Adventure. The Lower New River is the perfect trip for both first-timers and experienced rafters. This trip features big waves, over 20 Class II-IV+ rapids, and the New's famous "surfing holes." The

takeout point is under the soaring 876-foot high New River Gorge Bridge. \$80.

For more information, visit www.aceraft.com or to make a reservation, contact Sandy Brown at 888-223-7238 x 126.

Be sure to tell her you're with the IPMBA Conference!

Shoot the rapids on one of America's best whitewater rivers, ride miles upon miles of scenic singletrack, or scale the heights of the finest rock-climbing area in the east.

- Whitewater Rafting
- Kayaking School
- Mountain Biking
- Climbing
- Alpine Tower
- Team Challenge Course
- Stables
- Lodging
- Camping
- Dining Lodge/Lounge
- Outfitters Store
- Bike Shop

Mountain Bike Mecca!

Located on the rim of the New River Gorge, our 1,400-acre facility has miles of single-track, double-track and scenic roads that pass some of the most spectacular overlooks in the Gorge. Our trails connect with the National Park Service trail system, so we can provide an endless variety of rides!

Call for a **FREE video, DVD or Catalog & Calendar, or download a catalog!**



Tackle the Alpine Tower!

ACE Adventure Center

P.O. Box 1168 • Oak Hill, WV 25901 • In the New River Gorge, Southern WV

1-888-ACE-RAFT (223-7238)

www.aceraft.com/ipmba.htm

West Virginia
Wild and Wonderful

One seat on the IPMBA Board of Directors will be up for election/re-election at the 2003 IPMBA Conference in Charleston. This is the official notice for those who may be interested in serving on the IPMBA Board.

In order to be eligible to serve on the Board of Directors, you must hold current, active certification as an IPMBA PCI or EMSCI.

According to the IPMBA By-Laws, **Article 111, Section 5: Board Candidate**, any qualified member can become a candidate for the Board of Directors by:

- Submitting a letter of interest to the Executive Director after the official notice and no later than 45 days prior to the first day of the Annual Police on Bikes Conference (letter and resume must be postmarked by April 7, 2003).
- A resume must accompany the letter of interest. If the resume is not submitted, the candidate's name will be deleted from the list of potential candidates.

If you are interested in serving on the IPMBA Board, you may submit your letter of interest and resume to the Executive Director at any time between November 30, 2002 and April 7, 2003. Mail your letter of interest and resume to IPMBA, 583 Frederick Rd., Suite 5B, Baltimore, MD 21228. You will be expected to address the board during its pre-conference meeting in Charleston, exact date T.B.A.

CONGRATULATIONS GRADUATES!

Washington, Maryland, and Texas Produce a New Crop of IPMBA Instructors.

Congratulations to the following individuals for successfully completing the IPMBA Instructor Courses in Seattle, Washington, August 19-23; Salisbury, Maryland, September 16-20; and San Antonio, Texas, October 7-11.

Washington, August 19-23, 2002

Fred Bonallo, Edmonds PD, Edmonds WA
 Raymond Grimm, King County SO, Maple Valley WA
 Lawrence Hann, Tukwila P.D., Tukwila WA
 Chris Higbee, Sandpoint PD, Sandpoint ID
 Alan Keeler, Univ. of AK, Fairbanks PD, Fairbanks AK
 Keith Miller, Tacoma PD, Tacoma WA
 Todd Roberts, Kennewick PD, Kennewick WA
 Ken Viehmann, Tacoma PD, Tacoma WA

Maryland, September 16-20, 2002

Lance Bennett, Charlestown PD, Charlestown RI
 James Boyd, Duke Univ. PD, Durham NC
 Jason Clark, North Kingstown PD, North Kingstown RI
 Jay Colella, Bucks County Rescue Squad, Bristol PA
 Paul Conner, Anne Arundel Co. PD, Baltimore MD
 Joel Davies, Salisbury Univ. PD, Salisbury MD
 Carlos Gibson, Chesterfield Police, Chesterfield VA
 Robert Hatcher, Delaware PD, Delaware OH
 John Kaiser, Middletown Twp. PD, Middletown NJ
 Aaron Lauth, Mt. Lebanon PD, Pittsburgh PA
 Glenn Marshall, Sussex Co. EMS, Georgetown DE
 Michael Mefford, RI Airport Police, Warwick RI
 Richard Miller, Harford County SO, Bel Air MD
 Jamie Quattromani, Charlestown PD, Charlestown RI
 John Russell, Sr., Bucks County Rescue Squad, Bristol PA
 Matt Sledgeski, Anne Arundel PD, Baltimore MD
 Ernest Volkland, Jr., Middletown Twp. PD, Middletown NJ
 Christian Wheeler, Nat. Zoological Park Police, Washington DC

Texas, October 7-11, 2002

Edward Bradshaw, San Marcos PD, San Marcos TX
 Paul Brown, College Station PD, College Station TX
 Nathan Cline, Ogden PD, Ogden UT
 Trent Duplantis, La Fourche Parish SO, Lockport LA
 Samuel Faz, Jr., US Capitol Police, Washington DC
 Stephen Gass, Texarkana TX PD, Texarkana TX
 Darren Goff, Ogden PD, Ogden UT
 Christopher Gwaldo, Austin PD, Austin TX
 Brett Neeld, US Capitol Police, Washington DC
 Stephanie Padula, Univ. of Texas @ San Antonio PD, San Antonio TX
 Kenneth Petereit, College Station PD, College Station TX
 Todd Prevost, La Fourche Parish SO, Lockport LA
 Christopher Rivers, Stephen F. Austin Univ. PD, Nacogdoches TX

Want to Become an IPMBA Instructor?

Want to become an IPMBA-Certified Police Cyclist or EMS Cyclist Instructor? Call 410-744-2400 to obtain an instructor application packet, specifying Police or EMS. In the simplest of terms, to become an Instructor, you must meet the criteria outlined in the packet, apply to IPMBA headquarters, then attend one of the Instructor Courses offered around the country—information on the Charleston, West Virginia, Instructor Course is in this issue. We'd love to have you! *Good luck!*

PRESIDENT

Donald G. Hudson ('05)
 Los Angeles PD
 251 E. 6th Street
 Los Angeles CA 90014
 213-473-7826
 president@ipmba.org

VICE PRESIDENT

Thomas J. Richardson ('03)
 San Antonio PD
 240 E Houston
 San Antonio TX 78205
 210-271-9601
 vp@ipmba.org

SECRETARY

Kathleen Vonk ('04)
 Ann Arbor PD
 100 N. Fifth Avenue
 Ann Arbor MI 48104
 734-994-2911
 secretary@ipmba.org

CONFERENCE COORDINATOR

Artie L. Gonzales ('05)
 Topeka PD
 320 Kansas, Suite 100
 Topeka KS 66603-3640
 785-368-9075
 conferences@ipmba.org

TREASURER

Michael Goetz ('04)
 Seattle PD
 3001 South Myrtle
 Seattle WA 98108
 206-386-1850
 treasurer@ipmba.org

EDUCATION DIRECTOR

Jim Bowell ('05)
 Troy FD
 19 E Race Street
 Troy OH 45373
 937-335-5678 ext. 22
 education@ipmba.org

INDUSTRY LIAISON

Monte May ('04)
 Kansas City PD
 1200 E. Linwood Blvd.
 Kansas City MO 64109
 816-234-5510
 industry@ipmba.org

EMS COORDINATOR

Edward Brown ('04)
 Orange Co. Fire/Rescue
 6590 Amory Court
 Winter Park FL 32792
 407-249-6215
 ems@ipmba.org

MEMBERSHIP COORDINATOR

Chris Davala ('05)
 Maryland State Police
 30581 Perry Road
 Princess Anne MD 21853
 410-651-3101
 membership@ipmba.org


Are You Wearing IPMBA Stuff?

No? Why not? IPMBA is cool. **And you'll be cool, too, if you wear IPMBA stuff.** Okay, the "jump on the bandwagon" marketing shtick isn't working? Dam. We really believe this! How about, **"When you buy IPMBA merchandise you're further supporting public safety cycling's best and most recognized advocate!"**? Too long? Hmmm. If neither of these grab you, please, ignore the link at www.ipmba.org that gets you to a comprehensive display of everything available and a print-and-mail order form. We dare you not to look. While you're anxiously logging on, think about these great IPMBA items at a great price: **Hat (\$12), Windshirt (\$38), Turtleneck (\$21), Polo Shirt (\$25), Henley (\$20), Denim Shirt (\$35), EMS on Bikes Patch (\$4), Sweatshirt (\$27), Police on Bikes Patch (\$4), Mock Turtleneck (\$27).**



IPMBA Merchandise is managed by Creative Creations.
Phone: 517-423-2673; E-mail creations@ipmba.org

SEE COOL STUFF AT
WWW.IPMBA.ORG/CREATIVECREATIONS



Join IPMBA Today!

Mail with membership fee of \$40.00 to the **International Police Mountain Bike Association**, 583 Frederick Road, Suite 5B, Baltimore, MD 21228


Join Today

Name _____ Title: _____
 Home Address _____ City _____ State _____ Zip _____
 Country _____ Home Phone () _____ E-Mail _____
 Department _____
 Department Address _____ City _____ State _____ Zip _____
 Country _____ Dept. Phone () _____ Dept. Fax () _____
 New Membership Renewal (Membership Number _____)
 Police EMS Security Other _____ How did you hear about IPMBA: _____
Do not use this form to obtain IPMBA Certification. Call 410-744-2400 or email info@ipmba.org for certification application.

for cycling professionals

EXCLUSIVE TO LAW ENFORCEMENT AND PUBLIC SAFETY OFFICERS

- comfortable breathable natural leather
- for clip-in or regular pedals
- bio sole pedalling power
- rubber outsole
- uniform black



IPMBA
MEMBER
PRICE
\$67.95
+ SHIPPING

FAX & TELEPHONE
ORDERS WELCOME

www.patrolcycle.com

PATROL CYCLE LLC - 3F NO 19 SHUI YUEN RD, TACHIA 437, TAICHUNG COUNTY, TAIWAN. TEL/FAX 886 4 2676 1611
 DISTRIBUTION - 9713 LITTLE SANTA MONICA BLVD SUITE 202, BEVERLY HILLS, CA 90210. TEL (310) 275 5700 FAX (310) 248 3700

**IPMBA Intermediate
Police Cyclist Course**

101 Uses for Zip Ties

**Advance Planning for
Special Events**

**Advanced & Expert
Off-Road Riding**

Advanced Problem-Solving


*Bicycle Events:
An Untapped Funding Source*

Bicycle-Friendly AED's

**Bicycle Rodeos:
From A to Z**

**Bikes at the Pentagon, 9/11
*Defensive & Survival Tactics***

**Diagnosing & Correcting
Rider Error**



The 2003 IPMBA Conference schedule has almost as many new workshops as the West Virginia State Capitol has steps!

Drug Identification

**Eating Well for Peak
Performance**

***Effective PowerPoint
Presentations I & II***

**Firearms for Bike
Officers I & II**

**Law Enforcement
Officers Flying While
Armed**

Search & Rescue Basics

**Sports Drinks: Which
One is Right for You?**

***State & Local
Anti-Terrorism Training***

**Traffic Enforcement
for Bike Officers**

Hint: There are 47 steps ~ To find out how many new workshops there are, look inside!

2003 IPMBA Conference Issue



INTERNATIONAL POLICE MOUNTAIN BIKE ASSOCIATION
583 FREDERICK RD., SUITE 5B
BALTIMORE MD 21228

PRESORT
STANDARD
U.S. POSTAGE
PAID
BALTIMORE MD
PERMIT NO. 3361

REGISTER TODAY!