

END OF YEAR 2001

ipmba



news

NEWSLETTER OF THE INTERNATIONAL POLICE MOUNTAIN BIKE ASSOCIATION

IPMBA: PROMOTING AND ADVOCATING EDUCATION AND ORGANIZATION FOR PUBLIC SAFETY BICYCLISTS.

Vol. 10, No. 5

## Ogden Welcomes The International Police Mountain Bike Association

### *An Invitation from the Chief*

**B**eginning May 4, 2002, through May 11, 2002, the Ogden City Police Department will host the 12<sup>th</sup> Annual Police on Bikes Conference & Product Exhibition.

Ogden is excited to extend a welcome to all of the police and EMS on bikes throughout the country and internationally. We are glad to have this opportunity to share our community, and we know that you will enjoy our East Bench Bike Trails, which appeal to riders of all levels of ability.

The Ogden Police Department enthusiastically supports the role of police on bikes. Several officers from the Ogden Police Department were charter members of IPMBA, joining when the association was formed. Ogden's bike patrol started out with only two full-time officers, but now has eleven full-time officers and seven reserve officers who patrol our streets.

With its mountains, rivers and streams, canyons, and altitude changes, we know that our area will give you the opportunity to test your skills as police and EMS cyclists. At the end of each conference day, you will find dining and entertainment only a few steps away from your host hotel.

We look forward to making your stay enjoyable, and we sincerely hope that we can make the 12<sup>th</sup> Annual Police on Bikes Conference the best ever.

**Jon J. Greiner**  
Chief of Police  
Ogden Police Department

See Ogden Police Department's Unit Profile on Page 4

[www.ipmba.org](http://www.ipmba.org)

## The 12<sup>th</sup> Annual Police on Bikes Conference & Product Exhibition



### What is the Police on Bikes Conference?

**T**he International Police Mountain Bike Association's (IPMBA) annual Police on Bikes Conference is the *only* national conference designed to meet the specific needs of public safety personnel who use mountain bikes on duty. **Now in its 12<sup>th</sup> successful year, the conference has become internationally known as the premier training and education opportunity for police and EMS personnel on bikes.** The 2002 Conference will be held May 9-11, 2002\* and is proudly hosted by the Ogden Police Department, Ogden, Utah. \*Pre-Conference training courses begin May 4 & 5, 2002.

### Who Should Attend?

The Police on Bikes Conference is designed for **anyone who needs or wants to know more about any and every aspect of public safety bicycle use.** It is attended by bike patrol personnel and administrators from cities, towns, counties, parks and universities; EMS providers, search-and-rescue personnel, and sworn public safety personnel seeking advice on starting a bicycle unit.

### What's Offered?

IPMBA's renowned certification courses and advanced training in the pre-conference, and an excellent mix of on-bike and classroom sessions during the three-day conference. Presented by experts from around the country, the on-bike sessions include **basic, intermediate and advanced bicycle handling skills, firearms skills, bike patrol tactics, and officer survival.** Classroom sessions include **community policing, safety and liability, health and fitness, and bicycle maintenance.** The Conference also features the **nation's largest bicycle patrol-related product exhibition.**

### What is IPMBA?

The **International Police Mountain Bike Association** is a non-profit educational organization providing resources, networking opportunities, and the best, most complete training for public safety bicyclists. IPMBA has been setting the standard in law enforcement bicycle training since 1991.

### What's in This Issue?

- Course and Workshop Descriptions
- Conference Highlights
- Conference Schedule
- Conference Registration Form
- Host City Profile
- IPMBA Product Purchase Program
- IPMBA Membership Form
- And more . . .



# Be Your Best: Train, Train, Train

The life of a public safety cyclist. Being a firefighter, EMS professional, police officer, or all of the above is not always easy. The public watches us and looks to us. Many view us as leaders, protectors, and saviors, but many are oblivious to the sacrifices we are often called upon to make. In recent years, many have overlooked our contributions to society and focused on what they perceive to be our failings. But today we are riding on the coattails of a national tragedy which has reminded the public of the nobility of our profession. The members of our community have groggily opened their eyes to what they have forgotten, and have often taken advantage of. They have been hit with the shocking realization that we run toward the gunfire while others run away. We run into the fire while others run out. And we do this willingly, selflessly, courageously, and proudly.

The knowledge that we are expected to live and act according to a higher standard can be applied to our positions on bike patrol. In the past 15 years, agencies across the nation and throughout the world have reconnected with their communities through "community policing" and putting EMS providers on bikes. "Community policing" means not only spending more quality time with the "good" citizens, but also spending more quality time with the "bad" citizens. Bike patrol enables you to

get "up close and personal" with those who break the laws of our society. They don't see you watching them, they don't hear you coming for them, and they (*to the tune of COPS*) "don't know what to do when they're caught by you!" On the

How do you become so proficient . . . that you are loathed by the criminals within your beat, or that you are viewed as a savior to the injured person in the midst of a crowd? The answer . . . Training and experience.

EMS side, an increasing number of communities are learning that providing EMS by bike can mean the difference between life and death.

The question: How do you become so proficient at patrolling on a mountain bike that you are loathed by the criminals within your beat, or that you are viewed as a savior to the injured person in the midst of a crowd? The answer: Through training and experience. Although the experience is up to you, IPMBA is here to provide you with the training you need to make that experience the best it can be. IPMBA draws on the collective expertise of its members to make sure that it leads from the front, not from the rear. Our leaders are right next to our members,

working in the trenches. Our instructors are active police and EMS cyclists. They don't just "talk the talk," they "walk the walk." And they do it so well that IPMBA is THE organization to turn to for bike-specific training.

In these troubled times, the need for training is more important than ever. IPMBA is proud to present the 12<sup>th</sup> Annual Police on Bikes Conference in Ogden, Utah, a venue city for the 2002 Winter Olympics. How exciting is that? The "best of the best" instructors are selected to teach at this international event, and those who attend are guaranteed to receive the best possible instruction in the world! The classroom workshop selections, technical skills courses, and the tactical and survival courses will prove to be the most exciting ever. If you've attended before, come again. We promise that you'll find something new among our offerings. If you are thinking of attending for the first time, make this the year. Our conference might never again be so close to the Olympic Games. So come see what we're all about, and strive to become the best public safety cyclist you can possibly be—ride your gluteus to its maximus!

See you in Ogden!

*Kathleen D. Vonk*

## Look What's New in 2002...

Find descriptions of these exciting new workshops on pages 10-13:

- Advanced Bike Fit & Frame Geometry
  - Advanced Skill Development
  - Basics of Bicycle Polo
- Bicycle Safety for Elementary & Middle School Children
  - Creative Investigation of Domestic Violence Cases
  - Developing a Police Explorers Bike Unit
  - Fluids: the Good, the Bad, & the Ugly
  - Fueling on the Go
- Marketing Your Campus Law Enforcement Agency to Your Community
  - Meet the National Mountain Bike Patrol
  - Three-Mile Time Trial: Pre-Course Fitness Evaluation
- University 101: Surviving in an Academic Environment
  - Use of Bikes in Ground Search Situations
- Weapons & Tactics of Political Extremists during Special Events

## CONTENTS

Bike Patrol: Why it Works .....	18
Campus Law Enforcement Offerings .....	13
Conference Registration Materials .....	14-15
Conference Schedule .....	14
Conference Workshops .....	10-13
EMS Offerings .....	13
Excitement in the Exhibit Hall .....	6
Getting You (and your Bike) to the Conference .....	4
Host Agency Profile .....	4
Important Conference Information .....	7
Instructor Corner .....	20
Instructor Course Registration Form .....	16
IPMBA Board of Directors .....	23
Letter to the Editor .....	19
Memoirs of a Board Member .....	19
Mountain Bike Competition .....	6
Official Notice of Board Openings .....	20
Ogden Weather .....	19
Pre-Conference Training Courses .....	8-9
Product Purchase Program .....	21-23
September 11 Contribution .....	23



# SMITH & WESSON

## LAW ENFORCEMENT

# BIKES



Smith & Wesson builds bikes to fit the needs of professionals. Ergonomics and comfort are designed into each bicycle.

Our bikes are designed to provide a smooth, dependable and silent ride. Three models are available. Each model includes an adjustable front fork suspension, a heavy-duty

rear rack and a rear-mounted kickstand. Each bike is built, tuned and adjusted by hand and is shipped directly to our customers ready for duty. Smith & Wesson also offers a full line of accessories (lights, bags etc...) to complete the needs of any agency.

From first time bike patrols to long established bike units, customers can choose price and features which are best suited for their needs. Ask about our exclusive lease program or visit us online at

[www.sw-psdw.com](http://www.sw-psdw.com).

## *Times have changed...*



*PATROL Model*



*TACTICAL 27 Model*



*CUSTOM 27 Model*

## *...your equipment needs to.*



**Smith & Wesson®**

PUBLIC SAFETY & DEFENSE • WORLDWIDE

2100 Roosevelt Avenue • Springfield MA • USA 01104  
Tel: 800-331-0852 • FAX: 413-747-3286

**Visit Our Web Site: [sw-psdw.com](http://sw-psdw.com)**



By Lt. Dan Greenhalgh  
Ogden Police Department (UT)

The city of Ogden was founded in 1851; four years later the Ogden Police Department was born. Because of its close ties to the Mormon Church, the police force was referred to as a "quorum," and officers were addressed as "brother." An officer could be dropped from the force for drunkenness or use of profanity. The quorum met weekly and records show that the main problem was public drunkenness.

By 1902, the Ogden Police Department had grown to include a chief, a captain, a detective, and eight patrolmen. In 1903, in response to his request for a patrol wagon, Police Chief Thomas Browning was told that the costs were not warranted, but he did get permission to engage a carriage, gurney, cab, wagon, or

other conveyance as required for patrol purposes.

Times sure have changed. The Ogden Police Department today has 120 sworn officers, ten community services officers, 23 civilian employees, and a 50-member police reserve corps. The department boasts a bike unit, a horse patrol, and a K-9 unit. It administers various programs and initiatives, including Neighborhood Watch, D.A.R.E., a SWAT Team, a narcotics strike force, and a gang unit. The department is responsible for a 24-square mile area, responds to 75,000 calls annually, and makes approximately 8,000 arrests.

And it owns its own vehicles, too.

# A Unique Beginning

A brief history of the Ogden Police Department

## WHEELS & WINGS

## Getting to Utah is Easy (and Cheap)

On **SOUTHWEST AIRLINES** — the official airline of the 2002 IPMBA Conference

Southwest Airlines is offering a 10% discount on most of its already low fares for air travel to and from the IPMBA Conference. You or your travel agent may call Southwest Airlines Group and Meeting Reservations at 1-800-433-5368 and reference meeting code R9362. Reservations Sales Agents are available 8:00 a.m. - 5:00 p.m. Monday - Friday, or 9:30 a.m. - 3:30 p.m. Saturday and Sunday. You must make reservations five or more days prior to travel to take advantage of this offer. This offer is not available online. This discount is available for travel within the period from April 29 until May 16th. The charge for bicycle transport is \$35—\$70 each way based on weight and dimensions. Bikes must be boxed. Boxes are available at most airports for \$10.00. If you are planning to fly with your bike, be sure to allow extra time for check-in.

### SOUTHWEST will get you to Salt Lake City from ...

Albany (NY)→Albuquerque (NM)→Amarillo (TX)→Baltimore/Washington, Int.→Birmingham (AL)→Boise (ID)→Buffalo (NY)→Burbank (CA)→Chicago-Midway (IL)→Cleveland (OH)→Columbus (OH)→Corpus Christi (TX)→Dallas (Love Field) (TX)→Detroit Metro (MI)→El Paso (TX)→Ft. Lauderdale (FL)→Hartford (CT)→Houston Hobby →(TX)→Houston Intercontinental (TX)→Indianapolis (IN)→Islip, Long Island (NY)→Jackson (MI)→Jacksonville (FL)→Kansas City (MO)→Las Vegas (NV)→Little Rock (AR)→Los Angeles (CA)→Louisville (KY)→Lubbock (TX)→Manchester (NH)→Midland/Odessa (TX)→Nashville (TN)→New Orleans (LA)→Norfolk (VA)→Oakland (CA)→Oklahoma City (OK)→Omaha (NE)→Ontario (CA)→Orange County (CA)→Orlando (FL)→Palm Beach (FL)→Phoenix (AZ)→Portland (OR)→Providence (RI)→Raleigh/Durham (NC)→Reno/Tahoe (NV)→Rio Grande Valley (TX)→Sacramento (CA)→St. Louis (MO)→San Antonio (TX)→San Diego (CA)→San Jose (CA)→Seattle (WA)→Spokane (WA)→Tampa Bay (FL)→Tucson (AZ)→Tulsa (OK) *All flights may not be direct.*

### ... AND WE'LL PICK YOU UP



Shuttle service to and from Salt Lake City airport for both the conference and pre-conference will be provided courtesy of the Ogden Police Department. The schedule will be announced in the confirmation materials.

### Its Easy to Get Your Bike to the Conference, Too!

Info on Bike Shipping, Rental & Tech Support

**BICYCLE SHIPPING** **Contact:** Ralph at The Bike Shoppe, 801-476-1600. You **must** make arrangements for bike shipping in advance. **Cost:** \$115. Includes receiving & storage, assembly & adjustment, delivery to & pick up from the Ogden Marriott, disassembly, packing, & return shipping. **Shipping:** You must ship your bike at *least 10 business days* prior to the date you plan to arrive in Ogden. Ship UPS to: YOUR NAME/12th Annual Police on Bikes Conference/c/o The Bike Shoppe/4390 Washington Blvd./Ogden, UT 84403/Arrival Date: DATE YOU ARRIVE IN OGDEN.

**Tech Support:** The Bike Shoppe will provide tech support throughout the pre-conference and conference. A mechanic will be on-site at the Marriott during designated hours (TBA). The shop is located just a short distance from the Marriott and has all the biking supplies you might need.

**BICYCLE RENTALS** The Bike Shoppe has a limited number of bicycles available for rental. Make your arrangements early for the best selection. The Bike Shoppe is currently carrying Santa Cruz, Cannondale, and Trek bicycles in a variety of sizes and models. (Note: there may be some make and model changes for 2002). Bikes are typically not equipped with pedal retention devices, so be sure to pack your own pedals. **Contact:** Ralph at The Bike Shoppe, 801-476-1600. **Cost:** Varies according to bicycle type, special needs or requests, and duration of rental. Includes delivery to & pick-up from the Ogden Marriott.



# Dependability. Performance. Unsurpassed Quality.



  
**OLYMPIC**  
**UNIFORMS**

A DIVISION OF  
J. MARCEL ENTERPRISES

(206)722-1412

FAX (206)722-1521

[www.olyuniforms.com](http://www.olyuniforms.com)

5920 M. L. King Jr. Way S.  
Seattle, WA 98118



# Excitement in the Exhibit Hall

IPMBA is proud to host the nation's largest product exhibition designed exclusively for public safety cyclists.

One of the many reasons to attend the annual IPMBA conference is the unique opportunity to visit with many of the companies that supply bike-mounted public safety personnel with the equipment needed to get the job done. This is your chance to review, compare, and even test the latest offerings from suppliers of bikes, uniforms, accessories, and so much more. It is also your chance to let them know what you like about their products, and what they can do to make them perform even better. Pre-conference and conference attendees alike will have ample opportunity to browse, as the exhibits will be open Wednesday, Thursday, and Friday. Here's a list of who was in our exhibit hall in 2001; expect more of the same in 2002! Amerityre•Blauer Manufacturing•Bratwear•Bell Helmets•Chiba Gloves/Global Sports•Creative Creations•Datamaxx•Ear Hugger•Fechheimer•Fuji Bikes•ITC Sportswear•Kenda USA•Lane Sunglasses•Light & Motion•Michael's of Oregon•Mocean•Medical Research Laboratories•National Bike Registry•National Institute for Occupational Safety & Health•NiteRider•Olympic Uniforms/J. Marcel•Panasonic•Patrol Bike Systems•Police E-Bikes•Pro-Tuff Uniforms•R&B Fabrications•Roy Tailor Uniforms•Rudy Rack•Smith & Wesson•Setcom•Tactical Bicycle Supply•TLC Awards•Trek Bicycles•United Uniform•Vigor Sports.

## Attitude not Altitude

You'll feel absolutely Olympian at IPMBA's 2002 Mountain Bike Competition

By Tom Breen  
Ogden PD (UT)

The Ogden City Police Department and the Community Police Division are proud to host IPMBA's 12th Annual Police on Bikes Conference & Product Exhibition. We have been hard at work here in Ogden, not only preparing for the IPMBA Conference, but also something a little bigger – you may have heard of it – the Winter Olympics! Ogden is a venue city for several downhill ski events, and will host nightly events in the downtown district for the fifteen days of the Olympics. Yes, we've been busy, but not so busy that we haven't been able to plan one of the toughest Mountain Bike Competition Courses west of the Mississippi.

The Mountain Bike Competition, which will take place on May 11<sup>th</sup>, will feature a variety of man-made and natural obstacles. The course will be set up in a beautiful park just off the Ogden River Parkway, alongside the Ogden River near the foot of the mountains. It appears to be quite a flat area. Note: *appears!* Although by the last day of the conference many of you will be accustomed to the altitude, this location stills seems to put a bit of a burn in the


legs as you ride through it.

The Ogden Marriott Hotel, our host hotel, is situated at about 4,300 feet above sea level, and as you cruise down Washington Blvd. and east along the Parkway, you barely notice the change in altitude. But as you approach the competition site, you realize that the small hills seem to require a little more effort than they should, and perhaps you are breathing just a tad too hard. As you look to the east, you notice that you are quite a bit closer to the mountains; there are no foothills in Ogden. At about this point, it hits you that you must be a little bit higher than when you left the hotel; not a lot, but a bit. And you are right. You have risen to about 5,100 ft. above sea level. Now, that is not a big change, and you cruised over here without any problem. But now, as you wait your turn at the obstacle course, your adrenalin starts to build and you find yourself breathing a little hard and maybe you even feel a little light-headed from the adrenalin rush...or

maybe, just maybe, it is the altitude! You talk to yourself, saying breathe slowly, don't get too pumped for this, just take it easy.

Seconds later your name is called and you're up. You realize you are breathing harder again. A couple slow deep breaths and you're off! You start off smoothly, hitting every ramp, board and turn just right; you are cruising. You hardly notice that you're breathing

Your adrenalin starts to build and you find yourself breathing a little hard and maybe you even feel a little light-headed from the adrenalin rush...

pretty hard and your legs are a little heavy. You clear a few more obstacles and you know you are "kicking butt" on time. Then you realize you still have to clear the HILL and the PIT. You clear both, and after a little more of "this and that," you are done! "Nice time!" someone yells. Nice time? Who cares? You search for air, your legs feel like they're filled with lead. Maybe if you can get a quick cool down you'll be able to breathe again. You slide over to the river and stick your head in to cool down and catch your breath. AHH! You can't breathe at all for what feels like forever. Whoa, that's cold! It's spring run-off and it will freeze your brain. Good run... we hope you enjoyed the ride! 

## These People Know Their Bikes, Too

We are excited to announce that the Bicycle Polo Association of America (BPAA) will be joining IPMBA in Ogden. On Saturday, May 11, the BPAA will host a tournament to select players for the team representing the U.S. in the World Championships in Paris. The tournament will take place in the same park and at the same time as the IPMBA Mountain Bike Competition, and all conference attendees are invited to attend as spectators.

**IMPORTANT:**  
Registration for the IPMBA competition will take place on-site.





The 12<sup>th</sup> Annual

# Police on Bikes Conference

Important Information

## CONFERENCE HOTEL

Ogden Marriott  
247 24th Street  
801-394-1190

Rate: \$75.00 per night single/double\*

\*Note: rate does not include 9.25% sales & occupancy tax.

Call now

— and be sure to tell them you're with the *Police on Bikes Conference* —  
And hurry — this special rate is only valid until April 5, 2002!

PLEASE  
READ!

- **Registration forms must be postmarked by April 5, 2002.**
- Registration forms received **without payment (or P.O. #) and/or with incomplete information** will be returned unprocessed via USPS first-class mail.
- **FAXED REGISTRATIONS WILL NOT BE PROCESSED.**
- A **\$25 late fee** must accompany all registrations postmarked after April 5, 2002, or they will be returned unprocessed via USPS first-class mail.
- **Acceptable forms of payment:** Departmental Purchase Order or equivalent, Visa, MasterCard, Check, Money Order.
- Detailed **confirmation packets** will be mailed to those individuals whose registration forms are postmarked by April 5, 2002. Packets include: confirmed courses & workshops; list of required equipment & uniform requirements; travel & logistical information; bicycle shipping & storage details; on-site check-in instructions; and information about the Mountain Bike Competition.
- Membership is **required** for all pre-conference courses.
- Membership is **encouraged** but not required for the three-day Police on Bikes Conference. Your \$40 membership entitles you to a \$55 savings on conference registration, access to certified training opportunities, subscriptions to *IPMBA News* and *Bicycling* magazine, and more! (The \$55 non-member fee may not be applied toward a future IPMBA membership.)
- **Workshops and courses run concurrently!** Plan your schedule with care. You will not be notified of errors or overlaps in your scheduling.
- **Only register once for each workshop.** If the time slot you requested is not available, you will be scheduled into a different session. Every effort will be made to honor your selections; however, we cannot guarantee your first choices.
- **Lunches:** Please remember to sign up for lunches if you intend to join your fellow conference attendees for your complimentary meal at the hotel. And please help us reduce waste — if you don't intend to eat at the hotel, please don't sign up!
- Register on-site for the **Mountain Bike Competition.**
- **Cancellation policy:** Refund requests must be made in writing and postmarked by April 5. Refunds, less a \$25 administrative fee, will be processed following the conference. No cancellations or refunds after April 5. If you must cancel after April 5, you may locate a substitute and submit his/her registration form and a letter of explanation. \$30 charge for returned checks.



IPMBA





The 12<sup>th</sup> Annual

# Police on Bikes Conference

IPMBA Certification Courses

May 5-8, 2002

## The IPMBA *Police Cyclist*<sup>TM</sup> Certification Course

Bicycle officers need to ride whenever and wherever they are needed. Proper training is essential to an officer's on-the-job performance and safety. It is also critical in reducing liability. The *Police Cyclist* (PC) course provides bicycle officers with the skills they need to effectively serve their communities. The course is divided into eleven units: Bike Handling & Vehicular Cycling, Bike Fit, Group Riding, Hazard Recognition & Common Crashes, Obstacle Clearing & Riding Techniques, Patrol Procedures, Nighttime Patrol, Community Policing, Basic Maintenance, Legal Issues & Traffic Laws, and Fitness & Nutrition. This demanding class involves over 20 hours of on-bike time to develop and improve riding skills.



**Tuition:** \$275 (includes lunch daily); **Course Length:** 32 hours (four eight-hour days); **Start Date:** May 5, 2002; **Requirements:** Current IPMBA membership, sworn police officer currently assigned to bike patrol or department considering bike patrol, completion of PAR-Q☆; **Testing Procedure:** written & on-bike; **Class Limit:** 90

## The IPMBA *EMS Cyclist*<sup>TM</sup> Certification Course



Safety, job performance, and efficiency are at the root of this training program. EMS personnel on bikes can frequently respond more quickly than those in motor vehicles, especially in congested urban areas and in crowds. They are also effective in search-and-rescue operations, such as those resulting from natural disasters. Students learn basic and emergency bike-handling skills, riding single and in pairs under various traffic conditions, ways to effectively and safely pack equipment, techniques designed to safely handle EMS scenes, and personal safety techniques. This course is a must for EMS and SAR personnel seeking to develop and improve their riding skills and their use of the bike on the job.

**Tuition:** \$275 (includes lunch daily); **Course Length:** 32 hours (four eight-hour days); **Start Date:** May 5, 2002; **Requirements:** Current IPMBA membership, current member of an EMS bicycle unit, EMS personnel applying to join a bicycle unit, or members of a unit considering bicycle use, completion of PAR-Q☆; **Testing Procedure:** written & on-bike; **Class Limit:** 32

## The IPMBA *Maintenance Officer*<sup>TM</sup> Certification Course

This course provides mechanically inclined bike patrol officers and EMS providers with the skills to maintain the department fleet and perform all but the most technical repairs. The emphasis of the curriculum is on preventive maintenance, general repairs, and overhaul of component groups. The course will cover component groups and the interrelated nature of the individual parts, bike-specific tools, cleaning and inspection, periodic maintenance and overhauls, and documentation. The benefits of an in-house maintenance officer are obvious: reduced bicycle downtime, fewer expensive repairs, and safer, longer-lasting bicycles.



**Tuition:** \$395 (includes lunch daily); **Course Length:** 32 hours (four eight-hour days); **Start Date:** May 5, 2002; **Requirements:** Current IPMBA membership, basic maintenance experience, bicycle tools (complete list to be provided); **Testing Procedure:** written & practical; **Class Limit:** 30

☆ **PAR-Q** (*Physical Assessment Readiness Questionnaire*) will be sent with confirmations for PC, EMSC, PC Advanced, Bicycle Rapid Response and Mastering Moab. **Please return promptly.**





# The 12<sup>th</sup> Annual Police on Bikes Conference

IPMBA Advanced Training

May 4-8, 2002

## The IPMBA Police Cyclist Advanced™ Course



**Tuition:** \$395 (includes lunch daily);  
**Course Length:** 40 hours (five eight-hour days); **Start Date:** May 4, 2002;  
**Requirements:** Current IPMBA Membership, IPMBA Police Cyclist Certification (copy must accompany registration), letter from department authorizing participation in live fire exercises (must accompany registration), completion of PAR-Q☆; **Testing Procedure:** on-bike;  
**Class Limit:** 42

This physically and mentally demanding course challenges you to take both your riding skills and tactics to the highest level. The IPMBA Police Cyclist Advanced Course is for bike officers who have already completed the basic school and have mastered the fundamentals of police cycling and bike-handling. This course is ideal for all police cyclists seeking to improve their essential skills, including low speed riding, basic and advanced urban obstacles, basic and advanced bike handling at low and high speeds, on-the-road repairs, and night patrol tactics.

It is also an ideal way for instructors to develop their own technical riding and maintenance skills, survival tactics, and team-building techniques. It will increase their competency in teaching low speed maneuvers on a cone course and simulation training, as well as improve their overall teaching skills.

The course will include intermediate and advanced riding skills in both urban and rural off-road settings, and a classroom session on "cone theory" which goes beyond the basic cone courses found in the IPMBA Police Cyclist™ course. Dynamic and integrated use of force techniques, weapon retention, dynamic falling techniques and foot pursuits with take-downs will be demonstrated and practiced. A full day of bike-specific firearms training will sharpen the student's ability to handle a pistol in situations ranging from simple to complex. Voluntary competition will be used to induce stress, which will improve the student's proficiency with his or her sidearm in real-life high-pressure situations. Realistic scenarios, using Simunition technology and RedMan gear, will bring everything together to enable students to assess situations, make decisions, and perform in a setting that closely parallels reality.

## Bicycle Rapid Response Team Training

IPMBA is proud to offer its members a rare opportunity to attend a fast-paced, no-nonsense, tactical bicycle class that will provide first-hand information on crowd control options utilizing bicycle-mounted officers.

This unique class will be taught by original and current members of the Los Angeles Police Department Central Division Bicycle Rapid Response Team. This 36-person team was first introduced as a pilot project during the Democratic National Convention (DNC) in August of 2000. This Team proved to be such an asset for crowd control and escort during the DNC that it is now 40 strong and is deployed on most unusual occurrences in the City of Los Angeles.

Topics to be covered during this intense 40-hour course include crowd management, crowd control, tactics and weapons of political extremists during special events, less lethal weapon options, chemical agent deployment, team concept and movement both on and off the bike, skirmish lines, arrest/rescue circles, crossbows, scout teams, and use of force. Approximately 85% of the course will consist of on-bike, practical experience.

This course is designed to introduce the concept of bicycle rapid deployment to law enforcement bike units of all types and sizes. The principles are applicable to most crowd management situations, from demonstrations and parades to high school football games and college parties to politically-charged speaking events. Whatever size and type of crowds you are faced with, you will benefit from learning the escort, blocking, diversionary, and dispersal techniques that a bicycle mobile field force can employ.



**Tuition:** \$395 (includes lunch daily); **Course Length:** 40 hours (five eight-hour days); **Start Date:** May 4, 2002;  
**Requirements:** Current IPMBA membership, IPMBA Police Cyclist Certification (copy must accompany registration); completion of Par-Q☆; **Testing Procedure:** written & on-bike; **Class Limit:** 40. [Note: You must be in good physical condition, as this class is both physically and mentally demanding. A portion of this class will require the students to wear gas masks while riding into a simulated gas-contaminated environment. Keep in mind that although the gas environment will be simulated, the gas masks are very real. These masks are very hot and breathing is somewhat restricted. In addition to basic bicycle and safety equipment, students will be required to bring a gas mask (if possible), riot helmet and face shield, a Motorola 250 Walkabout radio with earpiece and external mike (or any multiple-frequency family radio), and a personal hydration system. Certificates of completion will be issued at the conclusion of the course.]





The 12<sup>th</sup> Annual

# Police on Bikes Conference

The Workshops

May 9-11, 2002 ~ Ogden, Utah

Bring Your Bicycle

## BASIC BUT CRUCIAL

**Conquering Urban Traffic** focuses on lane selection, proper positioning, and the various challenges to riding safely in busy urban traffic.

**Minimizing the Impact of Bicycle Crashes** prepares cyclists for the inevitable bicycle "biff" before crashing. Landing techniques to prevent and/or minimize injuries from side, "endo," and angled bicycle falls are explained, demonstrated, and safely practiced.

**Overcoming Urban Obstacles** teaches braking techniques and obstacle negotiation and clearing. Involves low speed cone work, pallet work, and practice with actual obstacles.

(Prerequisite\*: *Conquering Urban Traffic, previously titled Traffic and Road Skills*)

**Slow Speed Drills** challenges you to master your bike-handling skills at slow speeds, essential for working in crowds and congested areas. Involves new and entertaining cone maneuvers. Come and test your skills!

## OFFICER SURVIVAL

**Defensive and Pursuit Tactics** demonstrates why and how the suspect on foot has many advantages over the bike-mounted officer. Learn and practice proven defense and pursuit tactics for the bike cop. (Prerequisite\*: *Suspect Contact and Apprehension*)

**Firearms Skills for Mountain Bike Officers** explores realistic firearms deployment during high-risk situations. A range-based course presented by Mark Kunnath, a twenty-year veteran with the Detroit PD who has extensive experience in high-risk warrant service, vice, and narcotics operations. Courtesy of Heckler & Koch International Training Division. Course requires 150 rounds and handgun. (Limit 25 students per session.)

**PC Night Operations** demonstrates and practices field-tested tactics and equipment developed to make night operations a safe and highly successful way to deploy bicycle patrols.

**Officer Survival for Bike Patrol** focuses on surviving high-risk patrol, including armed conflicts in the day and night. Add deadly force scenarios, and you'll find out if your tactics work, or if others are better. Includes realistic scenarios and use of Simunition technology. (Prerequisite\*: *Suspect Contact and Apprehension*)

**Suspect Contact and Apprehension** demonstrates and practices dismounts and apprehension tactics to help you stay alive and put those bad guys where they belong.

## GENERAL INTEREST

[NEW!] **Advanced Skill Development** focuses on the "mental" aspects of riding. Many riders are hampered more by fear, frustration, and lack of confidence than by a lack of skills. Through intense one-on-one contact and discussion, this session will demonstrate how "good" riders got that way by learning in small increments and building upon previously mastered simple skills. Ideal for instructors as well as riders of all skill levels. Developed by Nick Gatlin, Williamson Medical Center, Franklin, Tennessee.

## GENERAL INTEREST

[NEW!] **Basics of Bicycle Polo** will introduce you to a fun way to hone your bike-handling skills. Presented by Bill Matheson, Chairman of the Bicycle Polo Association of America ([www.bicyclepolo.org](http://www.bicyclepolo.org)), this workshop will include instruction and practice of the strokes, an introduction to the rules, and a demonstration of how to adapt an ordinary bike for the game. This will develop your ability to control a bike one-handed while concentrating on something else, a skill so valuable that the cavalry considered polo to be ideal training for horse soldiers. (Limit 10 students per session; brakes must be in good working order).

**Introduction to Off-Road Riding** will familiarize you with the basic principles of off-road riding, including braking techniques, body positioning, obstacle negotiation, gear selection, and climbing on unstable surfaces. Practicing off-road skills will increase your competence as a public-safety cyclist, even if you never ride off-road.

**Intermediate to Advanced Off-Road Riding** will enhance your ability to function safely and effectively, regardless of the type of on-the-job riding conditions you experience. You will be exposed to singletrack trails, challenging obstacles, switchbacks, and advanced braking techniques for unstable environments.

**Bike Use in Natural and Manmade Disasters** explores the essential role the bike-mounted police officer or EMS provider can play in the aftermath of disasters, when normal transportation and communications systems may be damaged or temporarily destroyed.

[NEW!] **Three Mile Time Trial: Pre-Course Fitness Evaluation** is designed to provide bike unit administrators and instructors with a fitness evaluation tool that elevates the standard for public safety cyclists, eliminates unqualified applicants and reduces time spent on remedial training. Participants will be provided with a working model of the standard that is easy to implement and will gain an understanding of the legal issues pertaining to officer fitness and civil liability as it relates to job performance and training issues. Presented by Cpl. Bob Ricciardi, Palm Beach County S.O., Florida. (Note: first hour in classroom)

[NEW!] **Use of Bikes in Ground Search Situations** will provide you with the ideas and information you need to incorporate your police or EMS bikes in search situations. Concepts to be explored include land navigation using "topo" maps, different types of searches, appropriate equipment, and proper methods for searches using bikes. Presented by Mike Fletcher (Williamson Medical Center, Franklin, Tenn.), this workshop is equally applicable to search & rescue situations and manhunts. (Note: first hour in classroom)

## EMERGENCY MEDICAL SERVICE ON-BIKE

**EMS Night Operations** demonstrates and practices field-tested tactics and equipment developed to make night operations a safe and highly successful way to deploy bicycle-mounted EMS personnel.

**EMS Scene Safety: Practical Applications** discusses and practices the unique concerns and skills needed by EMS bike units, which frequently arrive at accident scenes before other public service personnel. Learn how to evaluate the scene, maintain equipment for use, and minimize the risk of equipment loss.





# The 12<sup>th</sup> Annual Police on Bikes Conference

The Workshops

May 9-11, 2002 ~ Ogden, Utah

**Store Your Bicycle**  
(and bring a pen & paper!)

## ADMINISTRATOR TOPICS

*Administrative Issues of a Bike Unit* addresses such topics as general administration, policy considerations, funding, officer selection, equipment, training, and legal issues. Ideal for administrators both new and experienced as well as members of newly formed bike units.

*Administrative Roundtable.* See *Roundtable Discussions.*

*Advanced Bike Fit and Frame Geometry.* See *Fitness and Nutrition.*

[NEW!] *Developing a Police Explorers Bike Unit* will provide you with the knowledge you need to develop, fund, and utilize a bicycle unit for your Explorer post. An Explorer Bike Unit can serve as a way to increase interest in and attention to your unit and provide manpower for certain understaffed assignments. It can also function as a positive contact between police and young people, provide highly visible role models, and develop future officers. Presented by Cpl. Tom Sipin of West Allis P.D. (WI), who has developed his local Explorer Bike Unit into an invaluable resource.

*Funding Sources for Bike Units* addresses creative funding options for both new and existing bike units. Come listen to funding success stories, hints on how to overcome obstacles to obtaining funds, and share your own experiences.

## CAMPUS ISSUES

*Campus Roundtable.* See *Roundtable Discussions.*

[NEW!] *Marketing Your Campus Police Department to Your Community* is designed to help break down some of the barriers between the campus police department and the community. Ptl. Michael Trout of Ohio University P.D. will discuss various programs instituted by the O.U.P.D., including bike donations, training for campus facilities personnel using bikes during work, and children's bike safety education programs as examples of ways a bike patrol can enhance the relationship between campus police, local law enforcement agencies, and the community at large.

[NEW!] *University 101: Surviving in an Academic Environment*, developed by 21-year Tulane University P.D. veteran Stanley Cosper, will introduce campus bike patrol members to the unique aspects of patrolling in an academic setting. Participants will gain insight into dealing with university and department administrations, student governments, facilities personnel and other university staff, resident and commuter students, fraternities and sororities, other law enforcement agencies, and neighborhood residents. Pro-active programs, community policing, and the problem of bike thefts will be specifically addressed.

\* Prerequisites may be met either at this conference or in previous years. You are responsible for ensuring that you have met any prerequisites.

## COMMUNITY RELATED

[NEW!] *Bicycle Safety for Elementary & Middle School Students*, presented by D/S Dan Ganzel of the Palm Beach County Sheriff's Office, will focus on techniques for educating youth on bicycle safety and road rules and etiquette. Simplified techniques for setting up rodeos and safety courses will be introduced, and such issues as "safety vs. cool," "safety vs. fashion," and "safety vs. helmet head" will be discussed.

[NEW!] *Creative Investigation of Domestic Violence Cases* approaches the issue of domestic violence from the perspective of Ogden P.D. bike patrol officer Danielle Croyle. Officer Croyle, who is assigned to the community policing unit and is a member of the Utah Domestic Violence Advisory Council, will discuss proactive response to high-risk domestic violence cases and the importance of community awareness and support.

[NEW!] *Developing a Police Explorers Bike Unit.* See *Administrator Topics.*

*Drug Interdiction and Operations* illustrates how the mobility and stealth of the bicycle mounted officer can be used in innovative and effective ways to address the problems associated with illicit drugs and to round up the bad guys.

*Introduction to Community Policing* presents, as a foundation, the philosophy and origins of Community Oriented Policing, the duties of the C.O.P. officer, and the future of policing.

## OFFICER SURVIVAL

*Advanced and Realistic Training for Bike Cops* discusses the use of Simunition, RedMan protective gear, inert OC, and scenario-based training as they relate to police on bikes.

(For on-bike training, see *Officer Survival for Bike Patrol*)

*Deadly Force Encounters* examines several police cyclist-involved deadly encounters, including shootings, vehicle assaults, training accidents, and traffic accidents. Each incident will be analyzed and discussed, and survival training techniques will be discussed.

*Firearms Training for Police Cyclists* introduces you to the IPMBA Bicycle Firearms Training course through video and discussion with IPMBA Firearms Instructors. This classroom-based workshop will provide the arguments you need to convince your management of the need for high-quality, bicycle-specific firearms training.

(For hands-on training, see *Firearms Skills for Mountain Bike Officers*)

[NEW!] *Weapons and Tactics of Political Extremists during Special Events* will provide you with insight into the methods employed by political extremists before and during their protests to enable you to prepare for and counter their actions more effectively. Topics to be addressed include weapons, basic tactics and doctrine, counter-surveillance, sabotage and direct action techniques, communications, logistics, and post-arrest tactics. Presented by LAPD Officer Don Hudson, whose research resulted in the formulation of a bike-mounted rapid deployment team, used successfully at the Democratic National Convention 2000 and at all subsequent demonstrations in downtown L.A.





The 12<sup>th</sup> Annual

# Police on Bikes Conference

The Workshops

May 9-11, 2002 ~ Ogden, Utah

**Store Your Bicycle**  
(and bring a pen & paper!)

## INSTRUCTOR WORKSHOPS

**EMS Course Safety Considerations** focuses on the safety precautions instructors must take while teaching the EMS Course. This workshop can help keep your class safety record intact and your liability risk low. *(EMSCI's only)*

**Instructor Roundtable** See *Roundtable Discussions*.

**PC Course Safety Considerations** focuses on the safety precautions instructors must take while teaching the PC Course. This workshop can help keep your class safety record intact and your liability risk low. *(PCI's only)*

**PCI to EMSCI Transition Course**, designed for experienced PCI's who wish to instruct EMS agencies, stresses the adjustments in both lecture and practical skills needed to accommodate the different needs of the EMS cyclist. This eight-hour transition course requires successful completion of both a written test and a practical skills check-off list. *(PCI's only)*

**So, You Want to Be an IPMBA-Certified Instructor** addresses the qualifications and procedures necessary for becoming an IPMBA-certified instructor. Current instructors are encouraged to attend for an update and to review the requirements for advancing to the level of Instructor Trainer.

## ROUNDTABLE DISCUSSIONS

**Administrators Roundtable** provides an opportunity for an open discussion of common challenges and a forum for sharing solutions and ideas. The mix of "alumni" and new class attendees that typically attend this session guarantees broad and varied discussions.

**Campus Policing Roundtable** provides a forum for campus police to discuss issues unique to policing in an academic setting. Come away energized with fresh ideas and an excellent network of contacts.

[NEW!] **Instructor Trainer Roundtable** is an opportunity for IPMBA's Instructor Trainers (those who teach the IPMBA Instructor Course) to review the first full year of the program and share ideas on how to continue to improve the course and provide the best possible learning experience for IPMBA's teaching cadre. All Instructor Trainers are encouraged to attend if teaching schedules permit. *(ITs only.)*

**EMS Roundtable** lets EMS personnel get "down and dirty" in discussions of what works and what doesn't, as well as problems, issues, and concerns unique to EMS. Come see what you can beg, borrow, and steal from your fellow bike-mounted EMS personnel!

**Instructor Roundtable** brings IPMBA Instructors and the IPMBA Governing Board together for a free-wheeling discussion of experiences, training tips, and other topics relevant to teaching IPMBA certification courses. *(Instructors Only.)*

**Women's Issues Roundtable** focuses on the issues, challenges, and opportunities specific to female law enforcement professionals, particularly those on bike patrol.

## EMERGENCY MEDICAL SERVICES

**EMS Specific Equipment Needs** addresses the unique product, equipment and packing needs of EMS on bikes.

**Effective Use of EMS Bikes** explores this unique niche and offers examples of effective deployment for EMS personnel on bikes.

**EMS Roundtable** See *Roundtable Discussions*.

## FITNESS AND NUTRITION

[NEW!] **Advanced Bike Fit and Frame Geometry** will address the importance of selecting a bicycle based on the dimensions of not only the seat tube but the top tube as well. Frame angles, another key factor in selecting the proper type and size bike, will also be discussed. You will learn where to acquire the proper tools and how to use them in order to achieve more precise bike fit. Cpl. Bob Ricciardi of the Palm Beach County Sheriffs Office (FL) will share the expertise he developed in nearly 10 years as a pro bike shop owner, and if time permits, he will fit participants to their own bikes. Bike fit is essential to rider efficiency, minimization of injury, and comfort, so this workshop is ideal for all riders, including instructors and administrators who want to keep their bike unit members healthy, happy, and effective. *(Limit 25 per session.)*

**Bicycle Seats & Sexual Function** presents research on the effects of the pressure exerted on the groin by the bike seat nose. The relationships between bike seat designs, time in the saddle, and sexual function will be discussed. The equipment used to measure weight distribution on bike seats will be demonstrated, and the warning signs of potential problems will be presented. Offered by the National Institute for Occupational Safety and Health.

[NEW!] **Fluids: The Good, The Bad, & The Ugly**. Dehydration has a negative effect on work and performance. This session explores not only the need for fluids, but also the best way to meet that need in varying situations. Find out more about the many beverages in the convenience store cooler. What should you choose, when, and why? Presented by Artis P. Grady, Assistant Professor of Nutrition and Food Science at Southern Utah University. Along with other subjects, she teaches *Nutrition as Related to Fitness and Sports* and does consulting with athletes and teams competing in a variety of sports.

[NEW!] **Fueling on the Go**. What should I eat during a busy shift? What should I choose when my basic option is fast food? What's best to consume during a lengthy ride? This session will give practical and nutritious answers to those and other questions. It is possible to stay well fueled, even if you are on the go. Presented by Artis P. Grady (see bio above.)

**Stretching to Prevent Common Bicycling Injuries** reviews basic muscle anatomy and demonstrates stretching techniques that help prevent strains and injuries that can take you off the bike and put you behind a desk.

**Questions? 410-744-2400**





# The 12<sup>th</sup> Annual Police on Bikes Conference

The Workshops

May 9-11, 2002 ~ Ogden, Utah

## Store Your Bicycle (and bring a pen & paper!)

### GENERAL INTEREST

**Continuous and In-Service Training** discusses the benefits of continuous training. This workshop is for anyone who believes that learning never stops and that it is necessary to practice existing skills and develop new ones in order to maintain unit excellence.

**Design and Operation of a Mountain Bike Competition Course.** Thinking of hosting a mountain bike competition? Come to this workshop and learn how to safely test the skills of your fellow bicyclists and how to run the event without letting it run you.

**Meet the National Mountain Bike Patrol (NMBP).** Looking for a way to get involved with your community that involves biking? Find out about the NMBP, whose mission is to promote and support mountain bike patrollers and groups that inform, assist, and educate mountain bikers and other trail users. Patrollers act as "knights of the trails," supplying directions to lost riders, helping with mechanical failures, and providing basic first aid and emergency assistance. Best of all, they get to ride awesome trails at the same time. Presented by Kevin Stein, NMBP coordinator for the International Mountain Bicycling Association (IMBA), a non-profit advocacy organization dedicated to keeping trails open for mountain biking.

**Vendor-Sponsored Informational Workshops** give your favorite vendors a chance to strut their stuff! Get an up-close and personal look at what the manufacturers offer. (Registration and schedule on-site.)

### BRING YOUR TOOLS FOR THESE

**Beginning Maintenance** is a starter course previously offered as two separate classes: Maintenance I and II. Students start by using simple tools and methods to practice common bike adjustments and inspections and move on to fixing flats, cable, barrel, and derailleur adjustments, chain cleaning and changing, and brake pad adjustment and cleaning. This workshop will save you and your department money! *4 hours.* (For certification, see *Maintenance Officer Certification Course* under *Pre-Conference Courses.*)

**Advanced Maintenance Topics\*** are designed for those who have mastered the basics of bike maintenance. Four two-hour sessions focus on specific maintenance issues. If you are now or want to be your unit "mechanic," sign up to attend any or all of these intensive work sessions. Prepare to get greasy!

➤ **Drive Train Adjustment:** From derailleurs to limit screws, chain maintenance to cable replacement.

➤ **Headset Overhaul:** How to maintain and/or replace the headset.

➤ **Bottom Brackets:** Bike creaking each time you pedal? Find out how to service the sealed bottom bracket and stop the noise violation.

➤ **Brakes:** From adjustment to complete replacement including pads, cables and housings.

(\*Prerequisite: *Beginning Maintenance.* For certification, see *Maintenance Officer Certification Course* under *Pre-Conference Courses.*)

## EMS Topics: The Basics and Then Some

Saving lives and offering emergency medical services on bikes has never been better! The educational opportunities for EMS cyclists at the IPMBA conference continue to expand. We are pleased to offer an array of foundation courses and a few hot new topics, too!

If you are just getting started or thinking of starting an EMS bike team, you won't want to miss the **Emergency Medical Services Cyclist Course**, May 5-8, 2002. You'll learn the specifics of technical cycling, load placement, P/R, and everything else you have ever wanted to know about EMS on bikes. After you complete the IPMBA EMS Cyclist Course, stick around for the conference and benefit from the collective experience, both good and bad, that has resulted in **EMS Specific Equipment Needs** and **Effective Use of EMS Bikes**. Take it to the next level in **EMS Scene Safety with Practical Applications**, designed to teach you how to secure a scene to provide patient care while you wait for back-up or transport, and **EMS Night Operations**, a "how to" on operating your team after dark.

Looking for more advanced training sessions? Sign up now for **Use of Bikes in Ground Search Situations** and prepare to learn about how bikes can be used for Search and Rescue. And don't pass up **Advanced Skill Development**, which will teach you how to overcome fear, frustration, or lack of confidence and become a better rider.

All EMS Cyclists, regardless of experience, will benefit from attending the **EMS Roundtable**, where EMS personnel from around the country get "down and dirty" in discussions of what works and what doesn't, as well as problems, issues, and concerns unique to EMS bike units.

Whatever you do, don't limit yourself to the EMS-specific topics. Many of the conference workshops are designed to meet the needs of all branches of public safety cycling, so be sure to check out them all out!

## Campus Law Enforcement: You Asked For It!

IPMBA is thrilled to announce that we have added two new workshops that have been designed BY campus bike officers FOR campus bike officers. In addition to our old stand-by, the **Campus Roundtable**, which enables bike officers from college and university campuses of all sizes and types to share ideas and experiences, we are pleased to offer two campus-specific sessions. **University 101: Surviving in an Academic Environment** addresses the challenges of balancing the demands and expectations of the many segment of an academic population: administration, staff, students, members of fraternities and sororities, and visitors.

**Marketing Your Campus Police Department to Your Community** is designed to help you use your bike unit to improve relationships between the campus police department, the local law enforcement agencies, and the community. Various program, ranging from bike donations and on-campus staff training sessions to bringing bike safety education to neighborhood kids, will be presented and discussed.

In addition to these campus police-specific sessions, you'll want to fill your schedule with sessions ranging from bike-handling skills, patrol techniques, fitness and nutrition, maintenance, bike safety education, and more. *See you there!*





The 12<sup>th</sup> Annual  
**Police on Bikes Conference**  
 Schedule

**THURSDAY, MAY 9**

<b>0800 - 0900</b>	<i>Opening Ceremony – All are welcome</i>	<b>1400 - 1515</b>	(21) Developing a Police Explorers Bike Unit (22) Firearms Training for Police Cyclists
<b>0930 - 1815</b>	(1) PCI to EMSCI Transition Course	<b>1400 - 1645</b>	(23) Advanced Maintenance: Drive Train Adjustment (24) Defensive and Pursuit Tactics (25) Slow Speed Drills
<b>0930 - 1020</b>	(2) Stretching to Prevent Common Bicycling Injuries	<b>1400 - 1815</b>	(26) Advanced Skill Development (27) Beginning Maintenance (28) Firearms Skills for Mountain Bike Officers (29) Intermediate to Advanced Off-Road Riding (30) Introduction to Off-Road Riding (31) Use of Bikes in Ground Search Situations
<b>0930 - 1045</b>	(3) Creative Investigations of Domestic Violence Cases (4) Funding Sources (5) EMS Specific Equipment Needs	<b>1530 - 1645</b>	(32) Administrators' Roundtable (33) Deadly Force Encounters (34) Fueling on the Go (35) Advanced Bike Fit and Frame Geometry (36) PC Course Safety Considerations (37) EMS Course Safety Considerations
<b>0930 - 1215</b>	(6) Advanced Maintenance: Brakes (7) Conquering Urban Traffic (8) Minimizing the Impact of Bicycle Crashes (9) Overcoming Urban Obstacles (10) Suspect Contact and Apprehension (11) Three-Mile Time Trial	<b>1530 - 1815</b>	(38) Weapons and Tactics of Political Extremists
<b>1100 - 1700</b>	<i>Exhibit Hall</i>	<b>1700 - 1815</b>	(39) Bike Use in Natural and Manmade Disasters
<b>1100 - 1215</b>	(12) Advanced & Realistic Training for Bike Cops (13) Continuous and In-Service Training (14) Drug Interdiction and Operations (15) Fluids: the Good, the Bad, and the Ugly (16) University 101: Surviving an Academic Environment	<b>1830 - 2115</b>	(40) Officer Survival for Bike Patrol
<b>1215 - 1315</b>	(17) <i>Lunch</i>	<b>1915 - 2115</b>	(41) PC Night Operations (42) EMS Night Operations
<b>1400 - 1515</b>	(18) Administrative Issues of Bike Units (19) Bicycle Seats and Sexual Function (20) Bike Safety for Elementary & Middle School Children		

**FRIDAY, MAY 10**

<b>0800 - 0850</b>	(43) Stretching to Prevent Common Bicycling Injuries	<b>1100 - 1215</b>	(66) Meet the National Mountain Bike Patrol
<b>0800 - 0915</b>	(44) Deadly Force Encounters (45) Advanced Bike Fit and Frame Geometry (46) Effective Use of EMS Bikes	<b>1215 - 1315</b>	(67) <i>Lunch</i>
<b>0800 - 1045</b>	(47) Advanced Maintenance: Headset Overhaul (48) Conquering Urban Traffic (49) Defensive and Pursuit Tactics (50) Weapons & Tactics of Political Extremists	<b>1400 - 1515</b>	(68) Bike Use in Natural and Manmade Disasters (69) Fluids: the Good, the Bad, and the Ugly (70) Design and Operation of a MTB Competition Course (71) Continuous and In-Service Training (72) Instructor Trainer Roundtable
<b>0800 - 1215</b>	(51) Advanced Skills Development (52) Basics of Bike Polo (53) Beginning Maintenance (54) Firearms Skills for Mountain Bike Officers (55) Intermediate to Advanced Off-Road Riding	<b>1400 - 1645</b>	(73) Advanced Maintenance: Bottom Brackets (74) EMS Scene Safety with Practical Applications (75) Minimizing the Impact of Bicycle Crashes (76) Slow Speed Drills (77) Suspect Contact and Apprehension
<b>0930 - 1045</b>	(56) Administrative Issues of Bike Units (57) Fueling on the Go (58) Firearms Training for Police Cyclists (59) Bike Seats and Sexual Function (60) So You Want to be an IPMBA Instructor	<b>1400 - 1815</b>	(78) Basics of Bike Polo (79) Officer Survival for Bike Patrol (80) Use of Bikes in Ground Search
<b>1100 - 1500</b>	<i>Exhibit Hall</i>	<b>1530 - 1645</b>	(81) Funding Sources (82) Drug Interdiction and Operations (83) Developing a Police Explorers Bike Unit (84) Campus Roundtable (85) Women's Roundtable
<b>1100 - 1215</b>	(61) Administrators' Roundtable (62) Advanced and Realistic Training for Bike Cops (63) Bike Safety for Elementary & Middle School Children (64) Introduction to Community Policing (65) Marketing Your Campus P.D. to Your Community	<b>1530 - 1815</b>	(86) Three Mile Time Trial
		<b>1915 - 2115</b>	(87) PC Night Operations

**SATURDAY, MAY 11**

<b>0800 - 1045</b>	(88) Instructor Roundtable	<b>1215 - 1315</b>	(91) Lunch
<b>0800 - 1215</b>	(89) Bike Polo	<b>1400 - 1815</b>	Mountain Bike Competition
<b>1100 - 1215</b>	(90) EMS Roundtable	<b>1815</b>	Conference Closes. See you next year!









# The 12<sup>th</sup> Annual Police on Bikes Conference

IPMBA Instructor Course  
May 4 - 8, 2002 ~ Ogden, Utah

Become an instructor for the finest public safety cyclist organization in the world! Join the ranks of over 400 IPMBA-certified Instructors nationwide and help ensure that police officers and EMS personnel on bikes receive the top-quality training they deserve.

Since 1991, IPMBA Instructors have educated countless public safety personnel in using their bikes safely and effectively on the job. This intense course will increase your confidence, reinforce your understanding of the basic principles of police/EMS cycling, improve your bike-handling skills, and prepare you to communicate your knowledge to others. Teaching methods include in-class presentations, on-bike drills, and peer and self-critiques. You will learn to identify and correct improper technique; how to assist students to overcome individual difficulties; and how to incorporate various methods of instruction into your courses.

When you have completed this course, you will be equipped with the skills you need to teach beginner and intermediate cyclists how to use the bike, not just as transportation, but as an indispensable tool for success on the job. Certification will be issued upon successful completion of the course requirements.

**Note to all current instructors:** If you have not already taken this course or the PCID, this is your last chance. If you do not complete the Instructor Course by the end of May 2002, your IPMBA Instructor Certification will no longer be valid.

**Note to prospective instructors:** In order to be eligible for the IPMBA Instructor Course, you must submit the following items: 1) *Instructor Application* and fee (call 410-744-2400 or email ipmba@aol.com to request an application packet); 2) a copy of your *IPMBA Police/EMS Cyclist Certificate* or a completed *IPMBA Membership & Certification Application* and fee; 3) a recommendation from your IPMBA-certified Instructor; 4) a recommendation from your department; and 5) this registration form. Current IPMBA membership and certification are required.

**IMPORTANT: Applications are subject to review.** *If you have not met the above requirements and the pre-requisites described in the application, your course registration fee will be returned. We recommend that you wait for approval before purchasing non-refundable travel. The application fee is non-refundable. All applications and registrations must be received at IPMBA HQ by April 5, 2002. You must submit your completed Instructor Application prior to or at the same time as your Instructor Course registration form or your course registration form will be returned unprocessed. Course is limited to the first 30 students who meet all prerequisites. Course registration fee or purchase order MUST accompany this registration form. Spaces cannot be reserved without payment. NO WALK-INS.*

*"I really liked the structure of the class ... the material really helped build my confidence and understanding in teaching bikes."*

## The IPMBA Instructor Course Registration Form

If you are attending the IPMBA Conference May 9-11, please submit this registration form with your Conference registration form on back.

Name: \_\_\_\_\_

Home Address: \_\_\_\_\_

City, State, Zip: \_\_\_\_\_

Home Phone: \_\_\_\_\_

E-mail: \_\_\_\_\_

Department Name: \_\_\_\_\_

Department Address: \_\_\_\_\_

City, State, Zip: \_\_\_\_\_

Dept. Phone: \_\_\_\_\_

### ➤ CHECK ALL BOXES THAT APPLY TO YOU

1. I am  a current IPMBA Member (member # \_\_\_\_\_)
  - joining IPMBA (you'll find my \$40 dues enclosed)
  - renewing IPMBA (you'll find my \$40 dues enclosed)
2. I am  an IPMBA-Certified Police or EMS Cyclist
  - not IPMBA-Certified yet, but my Police/EMS Cyclist certification application & \$10 fee are enclosed
  - awaiting my certificate because I submitted my membership and certification application on \_\_\_\_\_
3. I am  a current PCI/EMSCI (My instructor number is \_\_\_\_\_)
4. I am  a first-time instructor applicant and:
  - My application and \$125.00 fee are enclosed
  - I submitted my application and \$125.00 fee previously
5. I am  a member of a police bike unit
  - a member of an EMS bike unit
6. I am  also registering for the Police on Bikes Conference (Please submit forms together.)

### Payment Enclosed (Check all boxes that apply):

- \$395 Course Registration (includes lunch each day)
- \$125 Instructor Application
- \$ 40 Membership Dues
- \$ 10 Certification

\$ \_\_\_\_\_ Total Enclosed

Please see Conference Registration Form for payment.

Check enclosed

Purchase Order (PO) \_\_\_\_\_

PO Dept. Contact: \_\_\_\_\_ Phone: \_\_\_\_\_

MC/Visa \_\_\_\_\_

Signature \_\_\_\_\_ Exp. \_\_\_/\_\_\_/\_\_\_

### RETURN THIS FORM WITH PAYMENT TO:

IPMBA Instructor Course  
583 Frederick Rd., Suite 5B  
Baltimore MD 21228.

*Sorry, No Faxes.*

### Cancellation policy:

*Refund requests must be made in writing and postmarked by April 5, 2002. Refunds, less a \$25 administrative fee, will be processed following the conference. No cancellations or refunds after April 5, 2002. \$30 charge for returned checks.*





The 12<sup>th</sup> Annual  
**Police on Bikes Conference**  
Checklist

IPMBA is proud to offer such an array of educational opportunities to our pre-conference and conference attendees, but the registration process can be confusing. In order to speed processing and avoid errors, please complete the following REGISTRATION CHECKLIST prior to submitting your registration form. *Thanks!*

- Have you included ALL your contact information (address, phone, email; home & work)?
- If you are a current member, have you included your IPMBA membership number? (required for pre-conference courses and discounted conference registration)
- If you are joining IPMBA/renewing your membership (required for pre-conference courses and discounted conference registration), have you checked off the appropriate box AND included your \$40 membership dues?
- If you are enrolling in a pre-conference course, have you selected the appropriate box?
- If you are enrolling in the *Instructor Course*, have you enclosed the separate registration form and submitted the Instructor Application (if applicable), pre-requisites, and fee?
- If you are enrolling in the *Instructor Course*, and attending the conference, have you submitted the course registration and the conference registration forms in the same envelope?
- If you are enrolling in the *Police Cyclist Advanced Course*, have you enclosed a copy of your IPMBA-issued Police Cyclist Certificate and a letter from your department authorizing you to participate in live-fire exercises?
- If you are enrolling in *Bicycle Rapid Response Team Training*, have you enclosed a copy of your IPMBA-issued PC Certification?
- If you are attending the Police on Bikes Conference, have you selected the appropriate box? (member, non-member, or pre-conference attendee)
- If you are participating in *Mastering Moab*, have you checked the appropriate box and included \$125 in your payment?
- Have you checked your schedule over carefully to avoid conflicts and to make sure you have circled the correct numbers corresponding to your chosen workshops?
- Have you indicated which lunches you plan to attend by circling the appropriate numbers? (Help reduce waste — only select the lunches you intend to eat!)
- If you are bringing a guest(s), have you included the \$50 guest fee (covers three lunches and admission to the vendor area) for each?
- If your registration will be postmarked after April 5, 2002, have you included the \$25 late fee?
- Have you included the correct payment or provided a P.O. number?** (*Payment must accompany registration. Registrations received without correct payment or P.O. # will be returned unprocessed via first class U.S.P.S. mail.*)
- If the enclosed payment covers multiple registrations, have you checked the appropriate box? Have you submitted all registrations together?
- Have you addressed your envelope to: IPMBA, POB CONFERENCE, 583 FREDERICK RD., SUITE 5B, BALTIMORE MD 21228? SORRY, NO FAXES.**



The induction of bike patrol in Romulus, Michigan, exceeds all expectations

By Lt. Jim Rafelski  
Romulus Police Department (MI)

*(Ed.'s note: Still not convinced of the value of a police bike patrol and the need for bike-specific training for cops on bikes? Read on to discover how Lt. Rafelski applied what he learned in his initial IPMBA training and its immediate effectiveness. Then register today for the premiere training event for public safety cyclists. The knowledge shared during the conference is certain to increase your effectiveness, too. This article was originally a letter directed to the IPMBA Instructor who taught the Police Cyclist Course which the officers attended.)*

I admit it. I was a little skeptical of your predictions and the insight you offered regarding the multiple uses and potential of a mountain bike on police patrol. But after just four patrol sessions, I'm convinced. The use of the bike for both crime suppression and citizen contacts far exceeds my expectations. Your predictions were right on target. It is unfortunate that the common administrative perception that bikes are strictly for fun and recreation still exists. It is apparent that bike patrol unit supervisors must be given a complete understanding of bike patrol in order to fully understand its potential.

So far, we have operated our unit in a team approach. About two days per week, the entire unit breaks into two teams consisting of three bike officers and one vehicle officer. Each team targets a known area of criminal operation. Based on our actions and successes to date, we are already investing in the following: two new mountain bikes, three new patrol car bike racks, and new black Coolmax™ shirts for more stealth on night patrol.

We have developed quite an incentive plan for the bike officers. Officers who make felony arrests receive colorful/reflective "Killer Bee" stickers for the backs of their bicycle helmets. We continue to award small colorful/reflective stars for falls, to be worn on the side of the helmet. Do not underestimate the desire for these stickers. My unit is very competitive and sports-minded, and our sticker system is modeled after the football helmet award system used by many colleges. We conduct a unit analysis to make sure that each "Killer Bee" is properly earned. Of course, the Chief approves, but officially we refer to these as "Bumble Bee" stickers for political correctness!

The patrol sessions have a dual-faceted approach. We usually start at 6 p.m. with a PR theme, and then spend the first two to three

hours in the subdivision — making citizen contacts, answering service calls, and doing residential traffic. This is a great PR tool for both the department and the unit. My biggest challenge is preventing my officers and myself from accepting every dinner/BBQ offer we get! Residential traffic enforcement during this part of the patrol has been highly successful. If we have been getting complaints on a residential street, we station a bike officer equipped with a hand-held laser on that street. The two other bike officers position themselves at the next stop sign past the laser officer. It is routine to have at least 10-15 stops per half hour from this type of enforcement along with the companion offenses of DWLS, warrants, open Intox, etc. It is common to attract quite an audience of supportive residents, who sit on their porches to observe our actions. We use this residential patrol opportunity to make contact with children and pass out materials and gifts with a safety theme. The only drawback is the "posse" of kids who want to assist and follow us.

We usually take a short lunch break at darkness and then move enforcement into the areas that have historically needed crime suppression. The stealth nature of the bikes, coupled with the failure of criminals to perceive someone on a bike as a cop has actually made this as easy as predicted! Here is a brief list of some of our accomplishments to date. I am sure that more will follow!

#### NARCOTICS ARRESTS

On our first day of patrol, three of us observed a vehicle backed into a park in one of our high narcotics areas. The vehicle was in a position to observe any approaching cars, and was probably on the look-out for police cars. At first we thought the occupants' heads were looking down to "roll a couple." When we pedaled up to the side of the car we observed that they were breaking up and repackaging a couple of ounces of weed. Imagine their surprise when they looked up. I know they didn't see us coming through the field and across the playground and I am not sure they initially knew who we were when they looked up. During one of their interviews the next day, there was a complaint that using cops on bikes was "bulls#\*@".

In that same area the following week, we make our first crack distribution arrest. The dealers have been using bicycles to sell and transport the crack and money. Failure to use a headlight after dark has made our initial contacts easy. Our first arrest started with a contact for that very reason and ended up with an arrest, as

crack was located concealed in a folded knit cap that was being worn. This type of enforcement will be ongoing and I anticipate the need to continuously adapt to the changes that I am sure the dealers will make to combat our bike patrol.


We have made several marijuana possession arrests in the hotel district. Patrol of the parking lots provides contacts with hotel guests who go out to their cars to smoke weed, probably to avoid the smell that would linger in a hotel room. These arrests also present us with the opportunity to search hotel rooms. So far no big seizures have resulted from these searches, but I predict one will occur soon.

#### TRAFFIC ENFORCEMENT

I have lost track of the number of tickets and verbal warnings that have been issued. The first day of patrol resulted in 12 tickets, six verbal warnings, a DWLS arrest, a warrant arrest, and an improper plate and vehicle impound. You can imagine the nightmare of keeping track of these figures. Let's just say it is like shooting fish in a barrel.

#### MISCELLANEOUS

A shooting recently occurred inside of an apartment, just as the officers were walking up to the front door. They called radio for assistance and the perp ran out the front door into their arms. Two bike officers responded to the call from about 1.25 miles away where they were patrolling in another apartment complex. They both were the first back-up officers to arrive at the scene. The patrol car video captured (fuzzy and distant) one of the officers making a nice dismount, throwing the bike, and entering the apartment to assist the supervisor sweep the inside of the apartment and assist the subject who was shot. It was funny to hear the comments/criticisms of tape watchers on the officer's treatment of the expensive police mountain bike...they thought he should have used the kickstand! I quickly set them straight. The officers stated that as they were pedaling to the scene, they were conscious of the images of officers who "had no legs left" observed in your class. They both attributed this awareness to your training. They said they "had legs left" when they arrived, but also admitted that they were "kind of rubbery."

We had our first fleeing and eluding case while on bicycles. This is going to be a felony charge as it occurred in a subdivision. The citizens in the subdivision assisted the officers with information that led to the identification of the suspect. The suspect has since been contacted, interviewed, and has confessed. 

### The use of the bike for both crime suppression and citizen contacts far exceeds my expectations.



A light-hearted look at life as a member of the IPMBA Board of Directors

By Monte L. May, Industry Liaison  
Kansas City PD (MO)

As I write this for *IPMBA News*, I'm thinking back to events earlier this year. It was February and I was standing on post at an off-duty job reading an article in this newsletter that told of upcoming openings on the IPMBA board. I remember thinking to myself something along the lines of "Yeah, keep dreamin' buddy. They don't know you well enough to pick you for the job." Well, despite my misgivings, I went ahead and applied.

What a surprise I got in Cincinnati. I was elected to that very ominous "Board of Directors."

My first six months as a member of "The Board" have been very eye-opening. Everyone on the board is very passionate about bike patrol, and their backgrounds in the field of public safety cycling are very diverse. There are board members from big, small, and mid-size cities. There are members from the Midwest, the Southwest, and the West Coast; from as far south as Orlando, Florida and as far north as Ann Arbor, Michigan, and Seattle, Washington. Sheriff's Departments, Fire Departments, and City Police Departments are all represented in this group.

All the board members have strong beliefs in specific aspects of public safety cycling, and they bring these to the table. Each one has particular areas in which they excel and particular areas of interest. Sometimes, those concerns and ideas do not match the views of other board members. When we get together the result is very interesting. In fact, I quickly learned that there are some very

important rules you must adhere to if you are going to survive as a member of "The Board."


**Rule #1** Do not accept what appear to be courteous offerings of water or other beverages during board meetings until board member assignments are finalized.

**Rule #2** Do not, under any circumstances, leave a board meeting to go to the bathroom until board member assignments are finalized. (Refer to Rule #1).

On a more serious note, if you are interested in being a part of "The Board," be forewarned: it is a lot of work. Our organization is a good one; however, there is always room for improvement and we have to keep up with changes and advancements in the field of public safety cycling. We need to continue to adapt and add programs to meet the evolving needs of our members. We need some more hard-working folks to help get these programs going. Ultimately, the future of our organization rests upon the dedication of our members to the advancement of public safety cycling.

Please contact me – or any other board member – if you have any questions about running for the board or anything else that concerns IPMBA. As I stated above, we welcome everyone's help in making our organization great!

*Stay tuned as recently-elected IPMBA Board Member Monte May continues to reveal what life is like on the "inside."*



**Weather Averages at  
Conference Time**  
**Temperature:**  
Between 44° and 72°  
**Rain:**  
Between 1 – 2 inches

## Looking Back, Looking Forward

Chicago? Fort Lauderdale? Utah! Conferences past and future and the reasons for attending are addressed by an IPMBA member.

**Dear Editor:**


Here it is, the end of October and I am sitting, reading the latest issue of *Bicycling* magazine. The leaves are falling by the window, and as I read an article entitled *Fall Cycling Trips*, I reflect back and ponder some past spring cycling trips. I have been able to attend the last two IPMBA Conferences in Tucson, Arizona, and Cincinnati, Ohio. Each trip has been memorable and informative. Many "argue" about which convention was best. I continuously hear about Chicago (1998), and a friend of mine raves about Fort Lauderdale (1992). Each person who attends brings home his or her own impressions of what the convention should be, and what it was. But one thing is for certain: each convention has its own flavor and character.

I can tell you that personally, I have enjoyed both gatherings, and I hope to attend many more. I attend for many reasons – for education, to gain and improve upon my riding skills, to obtain updated information, and for the camaraderie and the chance to network with fellow brethren of law and order. As a matter of fact, my fiancé says that I have started a new hobby: collecting business cards. Just getting together with members of other agencies has helped me to overcome some of the bike patrol obstacles I have experienced in our region.

Next year's conference will be held in Ogden, Utah. As I sit here reading and writing, I begin to contemplate my trip. Who will I get to see, what will I get to learn, how have I improved from last year, what will be offered next year? And of course, how great will the riding be? Ogden is within the mecca of cycling, and there are so many cycling opportunities available. I am already looking forward to seeing the seasoned conference veterans, as well as meeting the new and upcoming cyclists. In the meantime, keep your head down and be safe.

Always looking out for that trail and tree,

**Chris Davala,**  
*Maryland State Police*



Newsletter of the  
**International Police Mountain Bike Association**  
583 Frederick Road, Suite 5B  
Baltimore, MD 21228  
PH: 410-744-2400 • FX: 410-744-5504  
E-mail: ipmba@aol.com  
Web site: www.ipmba.org

Officer Kathleen Vonk: IPMBA President  
Maureen Becker: Executive Director, Managing Editor  
Keith Lorenz: Program Manager  
Jennifer Horan: Design and Layout

Copyright 2001 © International Police Mountain Bike Association (IPMBA). Reproduction without permission is prohibited.

The International Police Mountain Bike Association is a non-profit educational organization providing resources, networking opportunities, and training for public safety bicyclists.

**Submissions are welcomed and encouraged.**  
Call Maureen (410-744-2400) for information.



# Official Notice of IPMBA Board Openings

**F**our seats on the IPMBA Board of Directors will be up for election/re-election at the 2002 IPMBA Conference in Ogden. This is the official notice for those who may be interested in serving on the IPMBA Board.

In order to be eligible to serve on the Board of Directors, you must hold current, active certification as an IPMBA PCI or EMSCI.

According to the IPMBA By-Laws, **Article 111, Section 5: Board Candidate**, any qualified member can become a candidate for the Board of Directors by:

- a. Submitting a letter of interest to the Executive Director after the official notice and no later than 45 days prior to the first day of the Annual Police on Bikes Conference (last day to submit letter and resume will be March 25, 2002).
- b. A resume must accompany the letter of interest. If the resume is not submitted, the candidate's name will be deleted from the list of potential candidates.

If you are interested in serving on the IPMBA Board, you may submit your letter of interest and resume to the Executive Director at any time between November 30, 2001 and March 25, 2002. Mail your letter of interest and resume to IPMBA, 583 Frederick Rd., Suite 5B, Baltimore, MD 21228. You will be expected to address the board during its pre-conference meeting, date T.B.A.

## CONGRATULATIONS TO THE MARYLAND INSTRUCTOR COURSE GRADUATES!

*Congratulations to the following individuals for successfully completing the IPMBA Instructor Courses (College Park, Maryland, September 17 – 21 and Pikesville, Maryland, September 24 – 28)*

**COLLEGE PARK, MARYLAND:** Nelson Abarzua, State Police CT; Severo Berrios, Allentown PD, Allentown PA; Greg Borges, Gallaudet University PD, Washington DC; Mike Clymer, Bel Air PD, Bel Air MD; Bruce Jackson, GMU PD, Fairfax VA; Jerry Keys, Town of Herndon VA; Tom Madera, Southern CT State University PD, New Haven CT; Jim Peace, Richmond PD, Richmond VA; Brian Perkins, Gallaudet University PD, Washington DC; Thomas Phillips, Allentown PD, Allentown PA; Joe Regan, Lower Merion Township PD, Ardmore PA; Jon South, University of Akron PD, Akron OH; Richard Troy, University of Pittsburgh, Pittsburgh PA; Clarence White, Indianapolis PD, Indianapolis IN. **PIKESVILLE, MARYLAND:** Doug Bartolomeo, University of CT PD, Storrs CT; Eric Berthelsen, Northland Private Police, Southfield MI; Jim Elliott, Hartford PD, Hartford CT; Marcus Glover, Kent County S.O., Grand Rapids MI; Mike Morin, University of CT PD, Groton CT; Terri Mucci-Rector, Alexandria PD, Alexandria VA; Erno Nandori, Bridgeport PD, Bridgeport CT; John Segard, Kentwood PD, Kentwood MI; Edwin Villanueva, Manchester CT.

## Want to Become an IPMBA Instructor?

**W**ant to become an IPMBA-Certified Police Cyclist or EMS Cyclist Instructor? Call 410-744-2400 to obtain an instructor application packet, specifying Police or EMS. In the simplest of terms, to become an Instructor, you must meet the criteria outlined in the packet, apply to IPMBA headquarters, then attend one of the Instructor Courses offered around the country—information on the Ogden, Utah, Instructor Course is in this issue. We'd love to have you! Good luck!



IPMBA

Yes, I'd like to join IPMBA.  
Membership is \$40.00

Name: \_\_\_\_\_

Address: \_\_\_\_\_

City, State, Zip: \_\_\_\_\_

Department: \_\_\_\_\_

Department Address: \_\_\_\_\_

City, State, Zip \_\_\_\_\_

Daytime Phone: \_\_\_\_\_

( ) \_\_\_\_\_

E-mail: \_\_\_\_\_

- My check is enclosed.
- Please charge my credit card
  - Visa  MasterCard

\_\_\_\_\_  
\_\_\_\_\_  
\_\_\_\_\_  
\_\_\_\_\_  
Exp. \_\_\_\_/\_\_\_\_

**MAIL TO:**  
IPMBA  
583 Frederick Rd.  
Suite 5B  
Baltimore, MD 21228  
FAX to 410-744-5504

- Benefits of membership include:*
- ⇒ Discounts to Annual Conference
  - ⇒ The informative and essential read: the *IPMBA News*
  - ⇒ Access to the IPMBA's exclusive Product Purchase Program
  - ⇒ Membership decals: one for your bike, one for your car
  - ⇒ Knowledge that you're supporting Police on Bikes biggest advocate



# Product Purchase Program

IPMBA's Product Purchase Program offers IPMBA members a great selection\* of bike patrol related products at reduced prices. This page provides discount details from the participating companies. You **MUST** be a current IPMBA member to receive these discounts. **Have your IPMBA member number ready. Enjoy the discounts.**

**Company Name:** ABS Sports Inc  
**Contact Name:** Van Zeverbergen  
**Address:** 683 Rt. 33  
 Hightstown, NJ 08520  
**Phone:** 609-371-1554  
**Fax:** 609-371-7133  
**E-Mail:** sales@abs-sports.com  
**Website:** www.abs-sports.com  
**Product:** Super Saddle  
**Regular Cost:** \$99.00  
**Cost to Members:** \$89.00  
**Notes:**  
**Form of Payment:** DC, MC, PO, V  
**Ordering Options:** Phone, Fax, E-Mail

**Company Name:** Nutri-Plex, Inc.  
**Contact Name:** Mike Menkes  
**Address:** 3517 NW 35 Terrace  
 Ft. Lauderdale, FL 33309  
**Phone:** 954-486-4590  
**Fax:** 954-486-4026  
**E-Mail:** K2max@hotmail.com  
**Website:** Sports and Nutritional Supplements  
**Product:** Wholesale prices  
**Regular Cost:** Wholesale prices  
**Cost to Members:** Wholesale prices  
**Notes:**  
**Form of Payment:** AX, CH, MC, V, PO  
**Ordering Options:** Phone, Fax, E-Mail, Mail

**Company Name:** Eko Sport  
**Contact Name:** Christy Fry  
**Address:** 580 North Westgate Drive  
 Grand Junction, CO 81505  
**Phone:** 970-241-3518 (800-999-8277)  
**Fax:** 970-241-3529  
**E-Mail:** Chry@ekosport.com  
**Website:** www.ekosport.com  
**Product:** Power grips pedal straps, total air suspension upgrades & pumps  
**Regular Cost:** 20% off retail prices  
**Cost to Members:** CK, MC, V, D  
**Form of Payment:** CK, MC, V, D  
**Ordering Options:** Phone, Fax, E-Mail, Website

**Company Name:** Bike Control Inc  
**Contact Name:** Lester Eriston  
**Address:** PO Box 1895  
 Beaverton OR 97075  
**Phone:** 503-579-9729  
**Fax:** 503-571-7465  
**E-Mail:** Info@bikecontrol.com  
**Website:** www.shockster.com  
**Product:** Add-on Rear Suspension  
**Regular Cost:** \$199.00  
**Cost to Members:** \$169.00  
**Notes:**  
**Form of Payment:** C, DC, MC, V  
**Ordering Options:** Phone, Fax, Website

**Company Name:** Bushwhacker USA  
**Contact Name:** Jeff Sims  
**Address:** 395 E. 300 N.  
 Morgan UT 84050  
**Phone:** 801-829-6801  
**Fax:** 801-829-6104  
**E-Mail:** jss1205@aol.com  
**Website:** www.bushwhackerbags.com  
**Product:** MESA Rear Rack Trunk  
**Regular Cost:** \$55.00  
**Cost to Members:** \$35.00  
**Notes:**  
**Form of Payment:** AX, C, CK, MC, V  
**Ordering Options:** Phone, Fax, E-Mail

**Company Name:** Cascade Designs  
**Contact Name:** John Fahey  
**Address:** 4000 First Ave. S.  
 Seattle WA 98136  
**Phone:** 800-527-1527  
**Fax:** 800-583-7583  
**E-Mail:** John.fahey@cascaledgedesigns.com  
**Website:** cascaledgedesigns.com  
**Product:** Platypus Hydration Systems  
**Regular Cost:** Wholesale minus 10%  
**Cost to Members:** Wholesale minus 10%  
**Notes:**  
**Form of Payment:** CK, Money Order accompanied by pro-form  
**Ordering Options:** Mail-in only

**Company Name:** De Soto Sport  
**Contact Name:** Emilio De Soto II  
**Address:** 5262 Eastgate Mall  
 San Diego CA 92121  
**Phone:** 858-453-6672  
**Fax:** 858-453-6783  
**E-Mail:** desotoinc@aol.com  
**Website:** n/a  
**Product:** All Products  
**Regular Cost:** All Products  
**Cost to Members:** 40% off retail  
**Notes:**  
**Form of Payment:** AX, MC, V  
**Ordering Options:** Phone, Fax, E-Mail, Website

**Company Name:** Diadora  
**Contact Name:** Chris Goodwin  
**Address:** 12600 Steele Creek Rd  
 Charlotte NC 28273  
**Phone:** 800-FON-GITA ext. 318  
**Fax:** 704-588-4322  
**E-Mail:** info@italbike.com  
**Website:** www.gitabike.com  
**Product:** Bike Patrol Shoe  
**Regular Cost:** \$90.00  
**Cost to Members:** \$80.00  
**Notes:**  
**Form of Payment:** MC, V  
**Ordering Options:** Phone, fax

**Company Name:** Fuji America  
**Contact Name:** Kevin Moran  
**Address:** 118 Bauer Drive  
 Oakland NJ 07436  
**Phone:** 800-631-8474  
**Fax:** 201-337-1752  
**E-Mail:** info@fujibikes.com  
**Website:** www.fujibikes.com  
**Product:** Bicycles and Related Products  
**Regular Cost:** Call for special pricing on bikes  
**Notes:**  
**Form of Payment:** C, CH, MC, PO, V  
**Ordering Options:** Phone, Fax, E-Mail, Mail

**Company Name:** Heckler & Koch Intl. Training Division  
**Contact Name:** Pat Rios  
**Address:** 21480 Pacific Blvd.  
 Sterling VA 20166  
**Phone:** 703-450-1900 ext. 293  
**Fax:** 703-406-2361  
**E-Mail:** prios@hk-usa.com  
**Website:** "Officer Survival for the Mountain Bike Officer"  
**Product:** Mountain Bike Officer\*  
**Regular Cost:** \$50 off class price  
**Cost to Members:** \$50 off class price  
**Notes:**  
**Form of Payment:** Pre-payment or purchase order  
**Ordering Options:** Phone for information

**Company Name:** Lane Sunglasses  
**Contact Name:** Neal Dykstra  
**Address:** 7640 N. 400 W.  
 Rensselaer IN 47978  
**Phone:** 800-542-7850  
**Fax:** 219-956-2112  
**E-Mail:** eyewear@nehtico.net  
**Website:** www.lanesunglasses.com  
**Product:** Protective Eyewear and Goggles  
**Regular Cost:** Wholesale to members  
**Cost to Members:** Call toll free for a free brochure  
**Notes:**  
**Form of Payment:** CH, DC, MC, V  
**Ordering Options:** Phone, Fax, E-Mail, Website, Mail

**Company Name:** Makite  
**Contact Name:** William Maki  
**Address:** 1823 W. Webster Ave.  
 Chicago IL 60614  
**Phone:** 800-888-5427  
**Fax:** 773-276-3331  
**E-Mail:** libre.safety@prodigy.net  
**Website:** Illuminated Safety Light Products  
**Product:** \$12.95  
**Regular Cost:** \$12.95  
**Cost to Members:** \$9.00  
**Notes:**  
**Form of Payment:** AX, D, DC, MC, PO, V  
**Ordering Options:** Phone, Fax

**Company Name:** Marwi Lights  
**Contact Name:** Kandl Philippe-Watson  
**Address:** 3571 N Union Dr  
 Olney IL 62450  
**Phone:** 618-392-2000  
**Fax:** 618-392-2030  
**E-Mail:** kandl.watson@marwiusa.com  
**Website:** www.marwiusa.com  
**Product:** Bike Lighting Systems  
**Regular Cost:** \$99.00 - \$259.00  
**Cost to Members:** Contact directly for discount  
**Notes:**  
**Form of Payment:** Visa, MC, COD  
**Ordering Options:** Phone, Fax, E-Mail, Mail

**Company Name:** Maxxis Tires  
**Contact Name:** Michael Kleinheinz  
**Address:** 545 Old Peachtree Rd  
 Suwanee GA 30024  
**Phone:** 770-962-8229 ext. 124  
**Fax:** 770-962-7705  
**E-Mail:** n/a  
**Website:** www.maxxistires.com  
**Product:** MTB Tires and Tubes  
**Regular Cost:** \$20.00  
**Cost to Members:** \$8.00  
**Notes:** And more savings...  
**Form of Payment:** AX, D, MC, V  
**Ordering Options:** Phone

**Company Name:** Mocean  
**Contact Name:** Bill Levitt  
**Address:** 1635 Monrovia Avenue  
 Costa Mesa CA 92627  
**Phone:** 949-646-1701  
**Fax:** 949-646-1590  
**E-Mail:** mocean@atd.com  
**Website:** www.mocean.net  
**Product:** Bike & Standard Patrol Wear  
**Regular Cost:** Retail  
**Cost to Members:** 20% off retail  
**Notes:**  
**Form of Payment:** AZ, C, CH, DC, MC, PO, V  
**Ordering Options:** AZ, C, CH, DC, MC, PO, V

**Company Name:** Model Rectifier Corporation  
**Contact Name:** Frank Ritico  
**Address:** 80 Newfield Ave  
 Edison NJ 08837  
**Phone:** 732-225-2100  
**Fax:** 732-225-0091  
**E-Mail:** n/a  
**Website:** www.modelrec.com  
**Product:** Helmet Gear, Cycle Visor  
**Regular Cost:** \$14.98  
**Cost to Members:** \$7.50  
**Notes:**  
**Form of Payment:** C, CK, MC, PO, V  
**Ordering Options:** Phone, Fax

\*A company's participation in the Program does not indicate endorsement by IPMBA, nor does it indicate the company's sponsorship of IPMBA.

### ABBREVIATIONS:

AX = American Express  
 C = Cash  
 CH = Personal Check  
 DC = Department Check  
 D = Discover  
 MC = MasterCard  
 PO = Purchase Order  
 V = Visa

The Product Purchase Program was updated January 2001. The information has been provided by the participating companies and is subject to change without notice.



# Product Purchase Program

IPMBA's Product Purchase Program offers IPMBA members a great selection\* of bike patrol related products at reduced prices. This page provides discount details from the participating companies. You **MUST** be a current IPMBA member to receive these discounts. *Have your IPMBA member number ready. Enjoy the discounts.*

**Company Name:** Nuke Proof Industries  
**Contact Name:** Jim Tremayne  
**Address:** 443 Century St., SW  
 Grand Rapids MI 49503  
**Phone:** 616-493-9000  
**Fax:** 616-493-4300  
**E-Mail:** nukeprf@nukeproof.com  
**Website:** www.nukeproof.com  
**Product:** Police Edition Warhead Wheelsets  
**Regular Cost:** Call for details.  
**Cost to Members:** Call for more details.  
**Notes:** C, CH, DC, MC, PO, V  
**Form of Payment:** Phone, Fax, E-Mail, Website, Mail  
**Ordering Options:** Phone, Fax, E-Mail, Website, Mail

**Company Name:** Original Footwear Co.  
**Contact Name:** Tedd Dunaway  
**Address:** 4901 Cloutier Dr., Suite B  
 Modesto CA 95350  
**Phone:** 888-476-7700  
**Fax:** 209-549-2739  
**E-Mail:** info@originalswat.com  
**Website:** www.originalswat.com  
**Product:** L.E. footwear that feels like cross/trainers  
**Cost to Members:** Call or e-mail for member specials  
**Notes:** C, CH, DC, MC, PO, V, D  
**Form of Payment:** Phone, Fax, E-Mail, Website, Mail  
**Ordering Options:** Phone, Fax, E-Mail, Website, Mail

**Company Name:** RedMan Training Gear  
**Contact Name:** David Aronow/Eric Heck  
**Address:** 10045 102nd Terrace  
 Sebastian FL 32958  
**Phone:** 800-865-7840  
**Fax:** 800-459-2598  
**E-Mail:** www.redmangear.com  
**Website:** Defensive tactics training gear  
**Product:** Defensive tactics training gear  
**Regular Cost:** 10% off list  
**Cost to Members:** 10% off list  
**Notes:** AX, V, MC, PO, DC  
**Form of Payment:** Phone, Fax, Mail  
**Ordering Options:** Phone, Fax, Mail

**Company Name:** ProGold Products  
**Contact Name:** Doug or Van  
**Address:** 4106 Stacks Rd.  
 College Park GA 30349  
**Phone:** 800-421-5823  
**Fax:** 404-766-3977  
**E-Mail:** progoldmfr@aol.com  
**Website:** www.progoldmfr.com  
**Product:** ProLink Chain Lube, ProGold lube, EPX Grease/more  
**Regular Cost:** Call for details; 40% off retail  
**Cost to Members:** C, CH, DC, MC, PO, V  
**Notes:** Phone, Fax, E-Mail, Website, Mail  
**Form of Payment:** Phone, Fax, E-Mail, Website, Mail  
**Ordering Options:** Phone, Fax, E-Mail, Website, Mail

**Company Name:** Promark International Inc  
**Contact Name:** Kenneth Battcher  
**Address:** 35 E. Willow St.  
 Massapequa NY 11758  
**Phone:** 800-645-4443  
**Fax:** 516-795-6543  
**E-Mail:** promarkint@aol.com  
**Website:** www.publicsafetyintl.com  
**Product:** Full Line of Law Enforcement Equipment  
**Regular Cost:** 40% off most equipment  
**Cost to Members:** Catalogs available upon request  
**Notes:** CH, MC, V  
**Form of Payment:** CH, MC, V  
**Ordering Options:** CH, MC, V

**Company Name:** PYI Inc. Spokes Wear  
**Contact Name:** Fred Hutchinson  
**Address:** 12532 Beverly Pk Rd  
 Lynnwood WA 98037  
**Phone:** 425-355-3669  
**Fax:** 425-355-3661  
**E-Mail:** pyi@pyinc.com  
**Website:** pyincspokeswear.com  
**Product:** The Glove  
**Regular Cost:** \$30.00  
**Cost to Members:** \$15.00  
**Notes:** C, DC, MC, V  
**Form of Payment:** Phone, Fax, E-Mail  
**Ordering Options:** Phone, Fax, E-Mail

**Company Name:** Rudy Project  
**Contact Name:** Dave Kane  
**Address:** 971 Calle Amanecer  
 San Clemente CA 92673  
**Phone:** 888-860-7597  
**Fax:** 800-316-8733  
**E-Mail:** rpna@aol.com  
**Website:** rudyproject.it  
**Product:** Sunglasses and Sport Eyewear  
**Regular Cost:** 10% over wholesale  
**Cost to Members:** 10% over wholesale  
**Notes:** MC, V  
**Form of Payment:** MC, V  
**Ordering Options:** Phone

**Company Name:** Signal Measurement Corp.  
**Contact Name:** Ronnie Dowell  
**Address:** 12519 Wanda Lane  
 Magnolia TX 77354  
**Phone:** 800-527-1079  
**Fax:** 281-356-0099  
**E-Mail:** ronnie@sme-corp.com  
**Website:** www.sme-corp.com  
**Product:** Mounts for GPS & hand held comm.  
**Regular Cost:** \$56.19  
**Cost to Members:** \$33.71  
**Notes:** And more savings...  
**Form of Payment:** C, D, DC, MC, PO, V  
**Ordering Options:** Phone, Fax

**Company Name:** SportWorks NorthWest Inc  
**Contact Name:** Julie Gregg  
**Address:** 15500 WoodRed Rd NE #C-600  
 Woodinville WA 98072  
**Phone:** 425-483-7000  
**Fax:** 425-488-9001  
**E-Mail:** julieg@swnw.com  
**Website:** www.bicycleracks.com  
**Product:** Hitch-mounted quick load bike racks  
**Regular Cost:** \$300.00 (2 bike) \$430.00 (3 bike)  
**Cost to Members:** \$240.00 (2 bike) \$344.00 (3 bike)  
**Notes:** For 4 bike: \$424 v. \$530 normally  
**Form of Payment:** C, DC, MC, V  
**Ordering Options:** Phone, Fax, E-Mail, Website

**Company Name:** Swagman  
**Contact Name:** Jim or Don  
**Address:** 300-1880 Government St  
 Penticton BC CANADA V2A7J1  
**Phone:** 800-469-7924  
**Fax:** 800-469-7893  
**E-Mail:** Jimm@swagman.net  
**Website:** www.swagman.net  
**Product:** Bicycle carries roof/hitch/trunk  
**Regular Cost:** \$99 and up  
**Cost to Members:** Less 15%  
**Notes:** Less 15%  
**Form of Payment:** MC, V  
**Ordering Options:** Phone, E-Mail

**Company Name:** Tamer Suspension Seatposts  
**Contact Name:** Kevin Maret  
**Address:** 4231 Progressive Ave. #2  
 Lincoln NE 68504  
**Phone:** 800-297-4689  
**Fax:** 402-465-4534  
**E-Mail:** tamerusa@aol.com  
**Website:** www.tamerusa.com  
**Product:** Suspension Seatposts  
**Regular Cost:** \$109.95 - \$149.95  
**Cost to Members:** \$60.00 - \$80.00  
**Notes:** Pivoting & Telescoping Styles  
**Form of Payment:** C, DC, MC, PO, V  
**Ordering Options:** Phone, Fax, E-Mail, Website

**Company Name:** Terry Precision Cycling  
**Contact Name:** Jackie Marchand  
**Address:** 1657 East Park Drive  
 Macedon NY 14502  
**Phone:** 800-289-8379  
**Fax:** 315-986-2104  
**E-Mail:** jackie@terrybicycles.com  
**Website:** www.terrybicycles.com  
**Product:** Bicycles, Apparel, Accessories, Seats  
**Regular Cost:** Wholesale prices on all goods  
**Cost to Members:** Wholesale prices on all goods  
**Notes:** Wholesale prices on all goods  
**Form of Payment:** AX, C, CH, DC, D, MC, V  
**Ordering Options:** Phone, Fax, E-Mail, Mail, Website

**Company Name:** Thudbuster Seatposts  
**Contact Name:** Ryan McFarland  
**Address:** 424 E Chicago St  
 Rapid City, SD 57701  
**Phone:** 605-342-3232  
**Fax:** 605-342-3233  
**E-Mail:** ryan@thudbuster.com  
**Website:** www.thudbuster.com  
**Product:** Suspension Seatpost  
**Regular Cost:** \$159.00  
**Cost to Members:** \$99.00  
**Notes:** MC, Visa  
**Form of Payment:** Phone, Fax, Website  
**Ordering Options:** Phone, Fax, Website

**Company Name:** Wilderness Trail Bikes  
**Contact Name:** Travis Haft  
**Address:** 475 Miller Ave.  
 Mill Valley CA 94941  
**Phone:** 415-389-5040  
**Fax:** 415-389-5044  
**E-Mail:** www.wtbikes@pacbell.net  
**Website:** www.wtb.com  
**Product:** Bike Frames, Tires, Saddles, Parts, and more  
**Regular Cost:** Wholesale to members  
**Cost to Members:** Wholesale to members  
**Notes:** Wholesale to members  
**Form of Payment:** CK, DC, MC, V  
**Ordering Options:** Phone, Fax

**Company Name:** R&B Fabrications, Inc.  
**Contact Name:** Travis Haft  
**Address:** 20128 Road 138  
 Oakwood OH 45873  
**Phone:** 800-553-1911  
**Fax:** 800-742-5345  
**E-Mail:** rbfab@bright.net  
**Website:** www.rbfab.com  
**Product:** Safety vests and bike panniers  
**Regular Cost:** 15% below retail  
**Cost to Members:** 15% below retail  
**Notes:** 15% below retail  
**Form of Payment:** V, MC, DC  
**Ordering Options:** Phone, Fax, E-Mail, Mail

\*A company's participation in the Program does not indicate endorsement by IPMBA, nor does it indicate the company's sponsorship of IPMBA.  
**ABBREVIATIONS:**  
 AX = American Express  
 C = Cash  
 CH = Personal Check  
 DC = Department Check  
 D = Discover  
 MC = MasterCard  
 PO = Purchase Order  
 V = Visa

*The Product Purchase Program was updated January 2001. This information has been provided by the participating companies and is subject to change without notice.*



## MORE SAVINGS FOR IPMBA MEMBERS

Below are additions\* to the Program — there are so many savings we can't fit them all on two pages! Look for new participants Promark International and RedMan Training Gear on pages 21-22.

**Company Name:** Tracy Leigh Enterprises  
**Contact Name:** Robert Grippo  
**Address:** PO Box 831  
 Brodheadsville PA 18322  
**Phone:** 570-992-9989/877-570-6963  
**Fax:** 570-992-5026  
**E-Mail:** gandg@uplink.net  
**Website:** www.allwebscooters.com  
**Product:** Electric bikes and scooters  
**Regular Cost:** \$2,500 and \$1,900 (Police bikes)  
**Cost to Members:** \$1,999 and \$1,600 (Police bikes)  
**Form of Payment:** AX, C, CH, DC, D, MC, PO, V  
**Ordering Options:** Phone, Fax, E-Mail, Website, Mail

**Company Name:** Danalco  
**Contact Name:** Sam Matthews  
**Address:** 1020 Hamilton Rd.  
 Duarte CA 91010  
**Phone:** 800-868-2629  
**Fax:** 800-216-9938  
**E-Mail:** sam@danalco.com  
**Website:** www.danalco.com  
**Product:** SealSkinz waterproof socks & gloves  
**Regular Cost:** \$29.95-\$39.95 socks; \$28 gloves  
**Cost to Members:** \$15-\$20 socks; \$14.25 gloves  
**Form of Payment:** C, CH, DC, MC, PO, V  
**Ordering Options:** Phone, Fax, E-Mail, Website, Mail

**Company Name:** Bike Track  
**Contact Name:** Carol Weingeist  
**Phone:** 888-663-8537  
**Website:** www.biketrack.com  
**Product:** Mini-Mum vertical bicycle hanger  
**Regular Cost:** \$28.00 basic/ \$45.00 w/ cable  
**Cost to Members:** \$16.00 basic/ \$25.00 w/ cable  
**Form of Payment:** AX, MC, V  
**Ordering Options:** Phone

**Company Name:** Brave Soldier  
**Contact Name:** Jeffrey Neal  
**Address:** 8330 Beverly Blvd.  
 Los Angeles CA 90048  
**Phone:** 323-653-6900  
**Fax:** 323-653-5670  
**E-Mail:** info@bravesoldier.com  
**Website:** www.bravesoldier.com  
**Product:** Road rash ointment, first defense, crash paks, solar shield  
**Cost to Members:** 40% discount for all products  
**Form of Payment:** AX, C, CH, DC, D, MC, PO, V  
**Ordering Options:** Phone, Fax, E-Mail, Website, Mail

**Company Name:** Wiley X Eyewear  
**Contact Name:** Dan Freeman  
**Address:** 4777 Bennett Drive Suite D  
 Livermore CA 94550  
**Phone:** 925-243-9810  
**Fax:** 925-455-8860  
**E-Mail:** dfreeman@wiley-x.com  
**Website:** www.wiley-x.com  
**Product:** Entire Wiley X line  
**Regular Cost:** Full retail  
**Cost to Members:** 20% discount off retail; Up to 40% with purchase of six or more pairs  
**Form of Payment:** AX, C, CH, DC, D, MC, PO, V  
**Ordering Options:** Phone, Fax, E-Mail, Mail

**Company Name:** CS Ferrules  
**Contact Name:** David Ortega  
**Address:** 1903 Marylyn Circle  
 Petaluma CA 94954  
**Phone:** 707-781-9339  
**Fax:** 707-781-9339  
**E-Mail:** csferrules@yahoo.com  
**Website:** www.csferrules.com  
**Product:** Precision machined housing ferrules for sealing cable  
**Regular Cost:** \$2.00  
**Cost to Members:** \$1.00  
**Form of Payment:** AX, C, CH, DC, D, MC, PO, V  
**Ordering Options:** Phone, Fax, E-Mail, Website, Mail

**Company Name:** Smith & Wesson  
**Contact Name:** Art Frates  
**Address:** 2100 Roosevelt Ave  
 Springfield MA 01004  
**Phone:** 800-331-0852 ext. 512  
**Fax:** 413-747-3532  
**E-Mail:** Afrates@smith-wesson.com  
**Website:** www.smith-wesson.com  
**Product:** Bicycles and accessories  
**Cost to Members:** 20% to 35% off retail  
**Form of Payment:** C, CH, DC, D, MC, PO, V  
**Ordering Options:** Phone, Fax, E-Mail, Mail

\*A company's participation in the Program does not indicate endorsement by IPMBA, nor does it indicate the company's sponsorship of IPMBA.  
**ABBREVIATIONS:** AX = American Express; C = Cash; CH = Personal Check; DC = Department Check; D = Discover; MC = MasterCard; PO = Purchase Order; V = Visa

## IPMBA Contributes Toward September 11th Relief

The International Police Mountain Bike Association showed its support for the families of our fallen brothers and sisters in New York by making contributions to two of the many disaster relief funds that have been established in the wake of the events of September 11.

The funds IPMBA selected have been established specifically to provide aid to the families of the uniformed services personnel -- police, firefighters, and EMS providers -- who lost their lives or were disabled as a result of the attack on the Twin Towers. We are saddened by the loss of our compatriots, and hope that our contribution can assist their families in some small way.

To those of you who experienced personal loss, we extend our heartfelt sympathy. As we enter a time of uncertainty, in which our friends and fellow members may be called into active military service or to guard against terrorism on the homefront, we at IPMBA would like you to know that our thoughts are with each and every one of you. We wish you all peace and safety.

If you are interested in finding out more about the funds to which IPMBA has contributed, or in making your own contribution, we urge you to visit [www.theiacp.org/about/foundation.htm](http://www.theiacp.org/about/foundation.htm) or [www.iaff.org](http://www.iaff.org).

## IPMBA BOARD

### PRESIDENT

Kathleen Vonk ('04)  
 Ann Arbor PD  
 100 N. Fifth Avenue  
 Ann Arbor MI 48104  
 734-994-2911  
 KVonk@ci.ann-arbor.mi.us

### VICE PRESIDENT

Donald G. Hudson ('02)  
 Los Angeles PD  
 251 E. 6th Street  
 Los Angeles CA 90014  
 213-473-7826  
 ridemtbs@aol.com

### SECRETARY

Thomas J. Richardson ('03)  
 San Antonio PD  
 240 E Houston  
 San Antonio TX 78205  
 210-271-9601  
 tjrichardson@hotmail.com

### CONFERENCE COORDINATOR

Artie L. Gonzales ('02)  
 Topeka PD  
 320 Kansas, Suite 100  
 Topeka KS 66603-3640  
 785-368-9075  
 artieobo@aol.com

### TREASURER

Michael Goetz ('04)  
 Seattle PD  
 3001 South Myrtle  
 Seattle WA 98108  
 206-386-1850  
 mgt1998@msn.com

### EDUCATION DIRECTOR

Alan Simpson ('02)  
 Pompano Beach PD (ret.)  
 Deerfield Beach FL 33442  
 mtmbike@gate.net

### INDUSTRY LIAISON

Monte May ('04)  
 Kansas City PD  
 5301 E. 27th Street  
 Kansas City MO 64127  
 816-234-5530  
 montemay@earthlink.net

### EMS COORDINATOR

Edward Brown ('04)  
 Orange Co Fire/Rescue  
 6590 Amory Court  
 Winter Park FL 32792  
 407-249-6215  
 E-Mail: efbro44@aol.com

### BOARD MEMBER-AT-LARGE

Raimond Ranne ('02)  
 Chicago PD  
 3510 S. Michigan Street  
 Chicago IL 60605  
 fuzzycop@coppedalers.com



# MASTERING MOAB



**May 12-13, 2002**

## Nothing like the hardest to make you the best...

IPMBA invites you to participate in a unique training session that will combine **technical riding skills** in a **spectacular setting** with exercises designed to develop you into a more **confident and competent public safety cyclist**. After just two days of riding in Moab, you will notice a significant improvement in your street bike-handling skills. Your ability to function safely and effectively, regardless of the type of on-the-job riding conditions you experience, will be dramatically enhanced.

**The purpose of this class is to promote technical riding skills, enhance night-riding and team-building skills, and to practice mechanical break-down "survival-on-the-fly."** Methods of instruction include lecture, discussion, demonstration, imitation, and practice. Upon completion of this class, you will be able to ride more proficiently during low-speed patrol and during high-speed response. You will practice working more efficiently and effectively as a team, and will learn how to handle a variety of mechanical failures, from simple to complex, which may occur while on patrol.

Moab is known throughout the world as a mountain biking mecca. Riders come from near and far to challenge themselves on some of the most demanding and exhilarating rides in the world. You will hone your technical riding and trailside repair skills on several of these amazing trails — the **Amasa Back Rim**, an 11-mile challenging "stair climb" to Vista Pointe; **Hidden Valley/Moab Rim**, a 14 mile adventure which traverses two of the most beautiful valleys in Moab, and features a mile-long, technically challenging descent; and **Porcupine Rim**, perhaps the most popular and well-known trail in Moab. It starts with a four-mile climb, then turns into a 10-mile descent, the last four miles of which are technical single-track.

### NEED TO KNOW

**DEPARTURE:** From Ogden Marriott on Sunday, May 12, at 0600 sharp; **RETURN:** To Ogden (if you drive) or Salt Lake City (if you fly) on Monday, May 13, after 1900. Transportation will be provided to and from Moab. Lodging arrangements for May 13 T.B.A.

**REQUIREMENTS:** Current IPMBA membership; must have completed the police or EMS cyclist course; must have attained an intermediate level of technical riding skills proficiency (the trails are challenging and basic skills will not be taught); must be in good physical condition and complete the PAR-Q☆. **EQUIPMENT REQUIRED:** Bicycle suitable for off-road riding (full suspension recommended); pedal retention; minimum 10-watt lighting system; helmet; eye protection; multiple water bottles and personal hydration system. **TUITION: \$125**, includes transportation, lunches, and instruction. **LODGING:** You are responsible for making your own hotel reservations. Rooms have been blocked at the Moab Valley Inn, 711 S. Main St., Moab UT 84532. Call 800-831-6622 and say you're with the IPMBA bike class. The rate of \$59 plus tax (includes continental breakfast) is available until April 11, 2002.

**TO REGISTER:** Check the appropriate box on the registration form and include the \$125 fee with your payment.

**MOAB INFORMATION:** Visit [www.moab.com](http://www.moab.com). **PARTICIPANTS:** Maximum 40; minimum 10 (this class will be cancelled if fewer than ten people register.) **REGISTRATION DEADLINE:** April 5, 2002. —OPEN TO REGISTERED CONFERENCE ATTENDEES ONLY—

## 2002 IPMBA Conference Issue



INTERNATIONAL POLICE MOUNTAIN BIKE ASSOCIATION  
583 FREDERICK RD., SUITE 5B  
BALTIMORE MD 21228

PRESORT  
STANDARD  
U.S. POSTAGE  
PAID  
BALTIMORE MD  
PERMIT NO. 3361

**REGISTER TODAY!**