

ipmba conference

14TH ANNUAL IPMBA CONFERENCE & PRODUCT EXHIBITION ~ MAY 6 - 8, 2004 ~ SAN ANTONIO, TEXAS, USA

IPMBA Conference, Texas Style

By Maureen Becker
Executive Director

It's as big as Texas. Sounds a bit boastful, but Texans just don't know how to do anything small.

The San Antonio Downtown Bike Patrol sure isn't small. With 54 trained bike officers, and 300 bikes, it's pretty big for its coverage area. Visiting San Antonio and seeing bike officers everywhere—giving directions, citing motorists for violations, keeping the streets safe—is pretty inspiring.

San Antonio has come a long way since the IPMBA Conference was held there in 1994, and the Downtown Bike Patrol is one of the reasons. The IPMBA Conference has come a long way, too.

In 1994, the *Police Cyclist Course* was the only pre-conference course available, and the conference offered twenty-nine workshops. In 2004, eight pre-conference certification courses and 74 workshops fill the schedule. In 1994, the event was attended by 250 police officers; in 2004, we expect 500 public safety cyclists – police, EMS, and security.


Over the years, IPMBA has added courses and workshops in response to the changing needs of its evolving membership. This year is no

exception. IPMBA is pleased to unveil the *Security Cyclist Course* – a 24-hour curriculum designed to meet the needs of non-sworn

personnel. After the conference, this curriculum will be made available to all active IPMBA Police Cyclist Instructors. The IPMBA *Police Cyclist Advanced Course* has been reinvented as the *Survival and Riding Skills Development Course*, a title which more accurately reflects its focus. This course is unique in that it changes each year based upon the most recent developments in realistic training as well as the geography of the host site.

There are 23 new reasons to attend, like *Search & Rescue: A New Terrain to Tame*, *Advanced Suspect Contact & Apprehension*, *Presentation Skills & Public Speaking*, *Recognizing the Rave about Street Drugs*, *Volunteers in Police Services*, *Tactical Bike Patrol*, *Keys to Better Course Management*, *Bike Injury Recovery & Rehabilitation*, and many more.

We are especially honored to welcome Officer Kenneth Gardner of the Tyler, Texas, police bike unit. Officer Gardner and three other officers were working a low income housing district when a suspect opened fire. Gardner was injured and the suspect was fatally shot at the scene. Officer Gardner will discuss the tactics used during the incident, as well as the implications for future training and operations. You won't want to miss this potentially life-saving information.

Don't waste a minute. Register today for the 14th Annual IPMBA Conference. It's as big as Texas. 

The 14th Annual
IPMBA Conference
& Product Exhibition

What is the IPMBA Conference?

The International Police Mountain Bike Association's (IPMBA) annual Conference is the *only* international conference designed to meet the specific needs of public safety personnel who use mountain bikes on duty. Now in its 14th successful year, the conference has become internationally known as the premier training and education event for police and EMS personnel on bikes. The 2004 Conference will be held May 6-8, 2004* and is proudly hosted by the San Antonio Police Department, San Antonio, Texas.

*Pre-Conference training courses begin May 1, 2 & 3, 2004.

Who Should Attend?

The IPMBA Conference is designed for anyone who needs or wants to know more about any and every aspect of public safety bicycle use. It is attended by bike patrol personnel and administrators from cities, towns, counties, parks and universities; EMS providers, search-and-rescue personnel, and public safety personnel seeking advice on starting a bicycle unit.

What's Offered?

IPMBA's renowned certification courses and advanced training in the pre-conference, and an excellent mix of on-bike and classroom sessions during the three-day conference. Presented by experts from around the country, the on-bike sessions include basic, intermediate and advanced bicycle handling skills, firearms skills, EMS scene safety, and officer survival. Classroom sessions include community policing, safety and liability, health and fitness, and bicycle maintenance. The Conference also features the nation's largest bicycle patrol-related product exhibition.

What is IPMBA?

The International Police Mountain Bike Association is a non-profit educational organization providing resources, networking opportunities, and the best, most complete training for public safety bicyclists. IPMBA has been setting the standard in public safety bicycle training since 1991.

What's in This Issue?

- Course and Workshop Descriptions
- Conference Highlights
- Conference Schedule
- Conference Registration Form
- Instructor Course Registration Form
- Host City Profile
- IPMBA Membership Form



... And more ...

Get ready to take it to the next level

Here it is – the registration packet for the 14th Annual IPMBA Conference & Product Exhibition! Try not to drool on it as you read about all the events and goodies that await you in the truly fantastic city of San Antonio, Texas, USA.

I know you are dying to make it to this conference and we are dying to have you. I may mean that literally! Those of you who have hosted conferences know exactly what I mean. It's a big job, but then, it's Texas. Everything is big in Texas. Get ready for a big conference in a big city with big training opportunities and big fun. It's as big as Texas.



World class-training, the hottest issues, and the best public safety cycling instructors in the world. A dynamite venue, excellent accommodations, unbelievable food, and hospitality so warm and friendly, you won't want to go home ...

It is hard to believe that it is time to start thinking about the conference already. Seems like just yesterday that we were in Charleston, but it is never too soon to start planning to attend so you can hit your department early in the fiscal year. Money is tight and those who act fast stand a better chance, so don't waste a single minute!

This year's theme is continuing education. Ok, that's a no-brainer.

Every conference is about continuing education, but this is different. Despite the tight economy, bike patrols are growing and changing more quickly than any other segment of public service operations. The IPMBA office is flooded with requests for bike unit start-up information packets. Why? We are not just community police officers and special event EMS staff anymore. We are mainstream. Sure, bike cops still do neighborhood patrol, but we are now also involved in drug operations, gang interdiction, crowd control, surveillance

and comprehensive call-and-respond police work. If we get any more comprehensive, we will be riding the crooks to jail on our handle bars. And in some areas, bike medics have moved beyond special events to full-time operations. They are on regular patrol and respond to calls, often beating the motor units and establishing the command structure. They assess calls and cancel the motor units if they are not needed, keeping that vital resource ready for more serious situations.

Do you have the training and knowledge to evolve? Are you ready to take it to the next level? Check out the pre-

conference courses. Are you ready to move past the basics and take a course that will build your knowledge and skills and make you more valuable to your department? Look at the workshops. How many topics address the very problems you are facing? Experience the newest, most comprehensive training, offered by world-class presenters and the finest instructors in public safety cycling. Come to San Antonio.

But there is more to an IPMBA conference than just training. It ain't complete till we fill the jug and pass the plate, complete with all the fixins'. You think we would let you come to San Antonio without pouring on our famous southern hospitality? No way, pardner! We are rolling out the carpet, dusting off our hats, polishing our boots and stacking up the plates we only use on Sundays. San Antonio is the home of Fiesta – the party that makes Mardi Gras look like a church picnic – and we are extending our traditional April festivities

into May just for you. Imagine Tex-Mex food so tasty and hot, barbecue so rich and so thick you need a knife just to cut through the sauce, all washed down with something ice cold.

The Adams Marks hotel is right downtown, on the world-famous San Antonio Riverwalk, in the middle of everything. The community supports our public safety cyclists and all of downtown can't wait to welcome you and hundreds of other bike officers and medics. Their hospitality and support will be evident in everything we do and follow us everywhere we go.

Having a hard time convincing the family to let you go? Bring them with you! San Antonio isn't the most-visited city in Texas for nothing! Check out *Top Ten Reasons to Come to San Antonio*

on page 24 – the list barely begins to cover all we have to offer. Plan to stay a couple of days before or after the conference. San Antonio is rich in culture and part of that culture is a strong sense of family, so don't leave them behind.

World class-training, the hottest issues, and the best public safety cycling instructors in the world. A dynamite venue, excellent accommodations, unbelievable food, and hospitality so warm and friendly, you won't want to go home. Are you ready? It's time to come to San Antonio.

IPMBA. Doing it better, doing it first. Doing it Texas-style.

T.J. Richardson
President, IPMBA

CONTENTS

Conference Registration Form.....	27-28	Featured Workshops.....	6-9	Membership Form.....	30
Conference at a Glance.....	20	Getting to the Conference.....	21	Mountain Bike Competition.....	22
Conference Schedule.....	28	Host Agency Profile.....	23	Off-Road Riding.....	6
Conference Weather.....	20	How to Register.....	26	Pre-Conference Training Courses.....	10-11
Conference Workshops.....	12-19	Important Conference Information.....	20-21	President's Column.....	2
Director's Column.....	1	Instructor Course Registration Form.....	25		
Exhibit Hall.....	22	IPMBA Board of Directors.....	30		



Smith & Wesson®

PUBLIC SAFETY BIKES

Smith & Wesson builds bicycles to meet the needs of POLICE AND PUBLIC SAFETY PROFESSIONALS, people who spend their entire shift on a bicycle.

Smith & Wesson bicycles are designed to provide a smooth, dependable, silent ride with a more COMFORTABLE "HEADS UP" RIDING POSITION that reduces strain on wrists and shoulders.

Smith & Wesson bicycles feature an OVERSIZED ALUMINUM FRAME WITH A LIFETIME WARRANTY, heavy duty name brand components, strong downhill grade wheels, adjustable front suspension, quiet rear hub, rear rack, rear mounted kickstand, roadworthy tire tread options and comfortable saddle choices. In addition Smith & Wesson offers a FULL LINE OF ACCESSORIES such as lights, bags and more to meet the needs of any agency.

*For more information on pricing
and features call 877-533-7245*

Bringing Public Safety professionals



Full Suspension Custom Model



EMS Model



Tactical Model



Patrol Model

Closer to the Community.



**CYCLE
SOURCE
GROUP, LLC**

445 County Road 101, Unit E
Yaphank, NY 11980
Tel: 631-205-1430
Fax: 631-205-1435
Toll Free: 877-533-7245

ADVANCED TACTICAL EQUIPMENT



WHY RUDY ROCKS


- 1) TOTAL COMFORT & ADJUSTABILITY.
- 2) UNIQUE LIGHTWEIGHT MATERIALS & PRODUCTS.
- 3) MILITARY TESTED.
- 4) RX FRIENDLY.
- 5) FREE HARD CASE & CLEANING CLOTH.
- 6) REPLACEMENT LENS GUARANTEE & 2 YEAR FRAME WARRANTY!
- 7) YOUR IPMBA DISCOUNT!



FREEON™ TACTICAL
Tactical Black Frame
Smoke Black + Clear Shields



EKYNOS SX™ TACTICAL
Tactical Black Frame
Smoke Black + Clear Lenses



Ekynox SX™ Optional RX Insert


RYDON™ TACTICAL
Tactical Black Frame
Smoke Black + Clear Lenses



Rydon™ Optional RX Insert



EKYNOS MASK™ TACTICAL
Tactical Black Frame
Transparent Hydrophobic + Smoke Lenses



Ekynox Mask™ Optional RX Insert



Klonyx™ Optional RX Insert & Interface

RB3™ TACTICAL
Tactical Black Frame
Smoke Black + Clear Lenses



RB3™ Optional RX Insert



KLONYX™ TACTICAL Tactical Black Frame • Clear and Smoke Lenses



Klonyx™ Optional Nose Protector



RUDY PROJECT

Technically Cool Eyewear™

www.rudyprojectusa.com

TO GET YOUR IPMBA 40% DISCOUNT:

Go To: www.rudyprojectusa.com

Click On: OTHER INFO then BATMAN

Enter Passcode: gopolice





The IPMBA Conference

Wow! Texas has an unmistakable aura, and so does IPMBA. Combining the two will be positively combustible! And that's what's happening at the 14th Annual IPMBA Conference in San Antonio. A new certification course, new workshops, and fabulous surroundings round out the classic offerings and great networking opportunities of the best and only conference designed for public safety cyclists. Are YOU ready? Really. Are you READY?



2003 Photo by John Brandt



2001 Photo by Jim Bowell



2001 Photo by Andrew Davis



2003 Photo by Jerry Hill




2001 Photo by Jim Bowell



2002 Photo by Jim Bowell



2003 Photo by Jonathan Sams



2003 Photo by Andy Burnham



2003 Photo by John Brandt



2001 Photo Courtesy Don Hudson

Are you ready?



Search and Rescue: A New Terrain to Tame

Have you ever had to deal with a plane crash in a remote section of your coverage area? Has one of America's most wanted slipped off into the dense forest in your jurisdiction? Has a mother called in, panicked about the disappearance of her child? If so, your department has probably been involved with a search operation. And if you're a bike cop or a bike medic, you've probably wondered about the practicality of integrating bikes into that search operation.

Anybody who knows anything about search and rescue (SAR) will tell you that it is much more involved than just "tramping through the woods," looking for someone. There are principles, practices, and methods that must be followed lest the clues be destroyed by the very people who are trying to help. Search and rescue is both an art and a science, and to do it right requires training. The National Association for Search & Rescue (NASAR), a not-for-profit membership association very similar to IPMBA, is dedicated to advancing the SAR field through research, education, and training. Like IPMBA, they have developed a series of training and certification programs designed to equip emergency services personnel with the knowledge they need to conduct a specialized operation.

Mountain bikes are not commonly used for SAR, but in recent years, several IPMBA members have expressed an interest in learning more about SAR and how to involve bicycles. Paul Burke, Western States Education Coordinator for NASAR, will present *Search and Rescue: A New Terrain to Tame* during the 2004 IPMBA Conference. Paul, who lives in Nevada and routinely "cheats death" on his mountain bike in the hills above Lake Tahoe, is a retired Alaska State Trooper and was the Search and Rescue Coordinator for Alaska for 10 years. His first exposure to SAR operations was as an Explorer for Pima County SAR in Tucson, where he grew up.

This workshop will consist of both a classroom session and practical exercises. Students will learn the basics of search operations, how to best integrate two-wheeled assets into the SAR resource pool, and how to prepare themselves and their equipment

See *Search and Rescue: A New Terrain to Tame* on pages 12 and 28 for details and schedule.

for SAR operations. In addition, they will be given the opportunity to

participate in a mock SAR scenario. Students will be required to ride and search for clues, record their locations and item numbers, and return to the starting point within a set timeframe.

This session is a unique opportunity for students to learn and apply the principles of search and rescue. It will provide a solid foundation for anyone interested in SAR and perhaps open the doors to including bikes in future search and rescue operations.

IPMBA thanks the National Association for Search & Rescue for its participation in the IPMBA Conference.

For more information about NASAR, visit www.nasar.org.

Hit the Trails

Are you ready for some off-road riding...Texas-style? Yes? Few people realize that in addition to the Alamo, San Antonio is home to some mighty fine mountain biking. IPMBA will offer a variety of off-road training opportunities, ranging from novice to expert. The South Texas Off Road Mountain Bikers (STORM), San Antonio's local off-road enthusiasts club, will serve as trail guides and offer recreational riding opportunities throughout the week of the pre-conference and conference.

The majority of the rides will take place in several local parks, all of which boast a wide array of trails. McAllister Park features almost 80 miles of trails. You can ride all day and not hit the same trail twice. The trails are ideal for the novice rider and can provide a challenge to those at the intermediate level. O.P. Schnabel Park has paved trails, mild singletrack, some moderately challenging trails, and some insane ones. The new trails of the Leon Creek Greenway will give even the hardest hammerhead something to cry about - miles of trail cut into the bluffs offer hours of challenging riding.

No matter what your skill level is, there is something for you in San Antonio. Bring your off-road tires and your favorite riding shoes, spurs are optional. We will supply the trails and the Band-Aids. Cowboy up!

OFF-ROAD RIDER CATEGORIES AND DEFINITIONS

NOVICE The novice rider feels most comfortable on open, flat dirt roads. His off-road technique is tentative, and he is apprehensive on most sections of trail. He is comfortable handling a bike, but has limited knowledge of shifting and braking dynamics. He may or may not be familiar with bike components and how to perform minor repairs and basic maintenance. Although he may be physically fit, he may not know how to fuel himself for an endurance ride.

INTERMEDIATE The intermediate rider is beginning to familiarize himself with rougher trails, such as fire roads and single track. The basics of proper shifting are understood, but not fully utilized. He feels most comfortable using the rear brake and tends to use the front brake inappropriately or at the wrong time. He prefers to steer around larger obstacles rather than attempt to ride over them, and does not look ahead to the changing terrain. He is comfortable with bicycle nomenclature and is able to make minor repairs, such as fixing a flat tire. He is in reasonably good physical condition and has good endurance.

ADVANCED The advanced rider pedals confidently over loose rock and dirt, but is still somewhat uncomfortable with extremely loose, rough, and technical sections of trail. He has the ability to look ahead at the changing terrain and choose the best line of travel. His knowledge of shifting is good, and he makes an effort to find the right gear for the terrain. He understands and utilizes front and rear braking dynamics. He is a strong rider and is willing to attempt technical and steep sections of the trail. He is focused on improving his skills. He is in good physical condition, aware of personal nutrition, and is able to sustain long climbs and an elevated heart rate. His knowledge of maintenance includes the ability to fix most drive train and brake problems.

EXPERT The expert rider is comfortable and capable on all types of trails in any conditions. Brakes are used as tools for balance, speed control and technical mechanics. Shifting is quick and appropriate for given terrain. Braking and shifting are used dynamically and in conjunction to achieve speed, control and efficiency. The rider looks ahead at terrain and chooses multiple lines of travel through the roughest sections of the trail. He has the ability to climb long, steep sections of single track, ride up and down steep switchbacks, and pedal through technical rock and/or root sections. He is willing to attempt and is usually successful in riding the most difficult sections of the trail. He is in excellent physical condition and is capable of tackling the demands of expert trails for hours at a time. He has excellent knowledge of bike mechanics and is well-versed in trailside repairs.

For more information about off-road riding, bike shops, resources, and events, visit www.storm-web.org.

Introducing IPMBA's Newest Certification Course

Premiering at the 14th Annual IPMBA Conference:
The *Security Cyclist Certification Course*


The first-ever IPMBA Security Cyclist Course will be offered as part of the pre-conference training series at the 14th Annual IPMBA Conference. This highly sought-after course has been developed to meet the requirements of a public safety sector that has expanded rapidly since 9/11 – private security.

The success of the bike-mounted officer and medic has not escaped the notice of security directors around the country. IPMBA and its instructors have been inundated with requests for a certification course for security cyclists. These requests have come from a wide array of facilities, including corporations, colleges, casinos, amusement parks, hospitals, shopping & entertainment complexes, sports facilities, and cities which utilize citizen patrols and/or parking enforcement personnel. They are all seeking standardized training from an internationally recognized resource.

They have come to the right place. IPMBA has been providing standardized training programs for police since 1993 and for medics since 1997. Our training programs have been conducted across the country and around the world. We have certified instructors in the United States, Canada, England, Australia, and Switzerland. And we are ready to serve the needs of this growing sector of public safety.

The goal of the Security Cyclist Course (SCC) is to produce confident, competent, and effective personnel who operate in a safe manner. Like the Police and EMS Cyclist Courses, this training will reduce the liability of the agency in several ways. Well-trained security officers are less likely to cause property damage or injury to themselves, suspects, or third parties. And if an injury or property damage is sustained, the possibility of a failure to train lawsuit is reduced.

This 24-hour IPMBA Security Cyclist Course is the result of the efforts of the IPMBA Education Committee working in consultation with representatives of several security providers. The primary objectives of those who designed this course were to develop testable competencies and provide participants with a high-quality training experience that accurately reflects the needs of the security officer in the field.

The final outcome is a course that uses as its foundation the same principles of vehicular cycling and bike-handling skills that are integral to the IPMBA Police and EMS Cyclist Courses. It supplements those skills with several units of instruction designed specifically to meet the needs of the security cyclist. Like the Police and EMS Cyclist Courses, much of the Security Cyclist Course is devoted to hands-on, practical exercises that will develop safe, effective public safety cyclists. 

IPMBA Security Cyclist Course

Units of Instruction

- Fitness and Nutrition
- Bicycle Fit
- Vehicular Cycling
- Technical Cycling
- Hazard Avoidance
- Basic Bike Maintenance
- Uniforms and Equipment
- Security Patrol Procedures
- Contact/Cover Technique
- Pedestrian Contacts
- Foot Pursuits

Course Length: 24 hours
(three eight-hour days)

Requirements: Current IPMBA membership, completion of PAR-Q (to be mailed with confirmation materials).
Note: you must be in good physical condition to successfully complete this course.

Required Equipment: Reputable manufacturer mountain bike in good working order, street/combination tires, pedal retention, water bottle cages, 10-watt minimum headlight, L.E.D. or flashing red taillight, rear-mount kickstand, heavy-duty equipment rack, rack bag, basic bike tools (tire lever, pump and/or CO₂, spare tube/patch kit, multi-tool), eye protection, CPSC-approved bicycle helmet, cycling gloves, duty uniform.

Funding is the Foundation

The past couple of years have been tough on the emergency services. Thousands of police officers, medics, and firefighters were called to active duty, leaving their departments short-staffed. Those who remained behind were often assigned to work

and to protect government buildings and key resources. In some areas, funding for bike units has been reduced or even eliminated, leaving the units scrambling to survive.

Even in the best of times, bike units often have to fight for funding. IPMBA

receives numerous calls from people looking for the pot of gold at the end of the bike path – the one that says “for bike use only.” Unfortunately, it does not exist. However, there are other pots

of gold out there. Finding them is the first challenge; actually doing what it takes to get the money can be as difficult as catching an elusive leprechaun.

IPMBA is pleased to offer its conference attendees a series of valuable workshops on how to fund a bike unit using non-departmental monies.

The always-popular *Funding Sources for Bike Units* will once again be offered. This presentation addresses the basics of fundraising and invites panelists

(Continued on page 8)

Even in the best of times, bike units often have to fight for funding.

overtime during periods of high alert. Funds were diverted to cover the costs of keeping the peace during demonstrations

Officer Involved Shooting: Tyler, Texas

By Sgt. David Hall
Tyler Police Department (TX)

The Tyler Police Department bicycle unit originated in 1995 as a proactive approach to street level crimes. The Unit consists of six officers and a supervisor. The primary function of the unit is to assist patrol operations with problem areas in the city. Due to the stealth capability of the bicycles and the manner in which they are used, they are an excellent tool to combat street level narcotics.

On July 31, 2003, officers with the Tyler Police Department bicycle unit were working the area of 2700 N. Grand Avenue in Tyler, Texas. This location is a low-income apartment complex that adjoins Texas College, a four-year college. The complex is known to be a frequent hangout for individuals selling

He fired a total of four shots at officers in his attempt to elude them. The suspect ran around the corner of an adjoining apartment building, where he encountered Officers Josh Green and Philip Johnson. These officers had separated from Gardner and Saxion and come in from the opposite direction. This tactic is commonly used by officers when working these areas, to cut off avenues of escape. As Green and Johnson heard the gunshots, they exited their bikes and approached the corner of the apartment on foot. The suspect, who was looking back at Officers Gardner and Saxion, physically ran into Officers Johnson and Green. He turned and was attempting to fire upon these officers when they engaged the suspect at close range.



As Green and Johnson heard the gunshots, they exited their bikes, and approached the corner of the apartment on foot ...

The suspect in this incident was fatally shot at the scene. Officer Gardner was transported to East Texas Medical Center, where he

narcotics. Because of the known drug trafficking that occurs at this complex, it is an ideal location for members of the bicycle team to work.

As the bike officers entered the complex, a vehicle caught their attention. The officers separated into groups, and attempted to observe the vehicle. The officers following the vehicle, Officers Kenneth Gardner and Mike Saxion, observed a black male walking through the complex. They began to approach the subject, who, upon spotting the officers, turned and began to attempt to elude them. As the officers approached the subject, Officer Gardner identified himself and requested that the subject stop. The subject pulled a revolver from his pants and immediately opened fire on Officer Gardner. The subject fired two rounds at Officer Gardner, one of which struck him in the left shoulder. Officer Saxion, who was behind Gardner, observed Gardner drop to the ground after being shot. The suspect then turned upon Saxion and began to fire. Saxion returned the fire as the suspect fled from the scene. The suspect attempted to flee from officers, and ran through the complex.

was treated for his injuries. The injuries to Officer Gardner were as follows: the bullet entered the left shoulder, striking the collarbone, and taking a downward trajectory. It then struck and broke a rib before going through a lung. The bullet came to rest about one inch from Officer Gardner's spine, lodged in some tissue. Officer Gardner is currently recovering from his injury.

The suspect at the time of the incident was armed with two handguns, the second of which was still in his waistband. The suspect, whom officers knew from previous encounters, had a long history of violence and weapons offenses. During a subsequent investigation, it was discovered that the subject had made threats that he was not going back to jail. He also had in his possession crack cocaine and marijuana.

See *Officer Involved Shooting: Tyler, Texas*, on pages 18 and 28 for details and schedule.

(Funding, continued from page 8)

Many cyclists are familiar with the Transportation Efficiency Act (TEA-21) and the funding it has provided to build bicycle and pedestrian facilities, but fewer people are aware of a category of funding known as Section 402. In *Traffic Safety Grants*, Bill Strawn, planner for the Texas Department of Transportation Traffic Safety Section, will provide guidance on how to apply for Section 402 funds. These funds are administered by the National Highway



Transportation Safety Administration (NHTSA) through each state's highway traffic safety office. The funding is used to address traffic safety issues from the standpoints of training, education, manpower, enforcement, materials, equipment, and enforcement. The funds are allocated to the states and are typically disbursed through the governor's highway safety office. Program areas eligible for funding include Occupant Protection, Community Traffic Safety, Alcohol, Police Traffic Services,

Safe Communities, Traffic Records, Motorcycle Safety, Youth Traffic Safety, Speed Control, Roadway Safety, Emergency Medical Services, and Bicycle/Pedestrian Safety. The funding is intended to be start-up funding for innovative programs.

The process by which these funds are made available differs from state to state; however, Mr. Strawn will provide a general understanding of the nature of the funding, the eligibility requirements, and how to apply for funding for state, regional, and pilot projects.



—14th Annual—

IPMBA Conference

Pre-Conference Courses

IPMBA *Maintenance Officer*TM Certification Course

This course provides mechanically inclined public safety cyclists with the skills to maintain the department fleet and perform all but the most technical repairs. The emphasis of the curriculum is on preventive maintenance, general repairs, and overhaul of component groups. The course will cover component groups and the interrelated nature of the individual parts, bike-specific tools, cleaning and inspection, periodic maintenance and overhauls, and documentation. The benefits of an in-house maintenance officer are obvious: reduced bicycle downtime, fewer expensive repairs, and safer, longer-lasting bicycles.

Tuition: \$475 (includes lunch daily);
Course Length: 32 hours (four eight-hour days);
Course Dates: Saturday, May 1 - Tuesday, May 4, 2004; Requirements: Current IPMBA membership, basic maintenance experience, bicycle tools; Testing Procedure: written & practical; Class Limit: 30

IPMBA *Intermediate Police Cyclist*TM Certification Course

This course is essential to the professional development of the bike officer. Designed for police cyclists who have mastered the skills and information presented in the IPMBA PC Course, the focus of the Intermediate Course is on practical application. It is a hands-on, performance-based course with an emphasis on the development of critical thinking skills as they pertain to the implementation of bicycle operations. Topics to be covered include planning expedient response routes, effective deployment of bike teams in various environments, and the analysis of crime problems for the purpose of designing solutions involving bike patrol. Students will also enhance their maintenance, obstacle-clearing, and firearms skills.

Tuition: \$395 (includes lunch daily);
Course Length: 40 hours (five eight-hour days);
Course Dates: Saturday, May 1 - Wednesday, May 5, 2004; Requirements: Current IPMBA membership, IPMBA PC Certification or equivalent (copy must accompany registration), letter from department authorizing participation in live fire exercises (must accompany registration), completion of PAR-Q☆; Testing Procedure: written & practical; Class Limit: 30

IPMBA *EMS Cyclist*TM Certification Course

Safety, job performance, and efficiency are at the root of this training program. EMS personnel on bikes can frequently respond more quickly than those in motor vehicles, especially in congested urban areas and in crowds. They are also effective in search-and-rescue operations, such as those resulting from natural disasters. Students learn basic and emergency bike-handling skills, riding single and in pairs under various traffic conditions, ways to effectively and safely pack equipment, techniques designed to safely handle EMS scenes, and personal safety techniques. This course is a must for EMS and SAR personnel seeking to develop and improve their riding skills and their use of the bike on the job.

Tuition: \$325 (includes lunch daily);
Course Length: 32 hours (four eight-hour days);
Course Dates: Sunday, May 2 - Wednesday, May 5, 2004; Requirements: Current IPMBA membership, current member of an EMS bicycle unit, EMS personnel applying to join a bicycle unit, or members of a unit considering bicycle use, completion of PAR-Q☆; Testing Procedure: written & on-bike; Class Limit: 30

IPMBA *Police Cyclist*TM Certification Course

Bicycle officers need to ride whenever and wherever they are needed. Proper training is essential to an officer's on-the-job performance and safety. It is also critical in reducing liability. The *Police Cyclist* (PC) course provides bicycle officers with the skills they need to effectively serve their communities. The course is divided into eleven units: Bike Handling & Vehicular Cycling, Bike Fit, Group Riding, Hazard Recognition & Common Crashes, Obstacle Clearing & Riding Techniques, Patrol Procedures, Nighttime Patrol, Community Policing, Basic Maintenance, Legal Issues & Traffic Laws, and Fitness & Nutrition. This demanding class involves over 20 hours of on-bike time to develop and improve riding skills.

Tuition: \$325 (includes lunch daily);
Course Length: 32 hours (four eight-hour days);
Course Dates: Sunday, May 2 - Wednesday, May 5, 2004; Requirements: Current IPMBA membership, sworn police officer currently assigned to bike patrol or department considering bike patrol, completion of PAR-Q☆; Testing Procedure: written & on-bike; Class Limit: 30

IPMBA *Instructor*TM Course

Become an instructor for the finest public safety cyclist organization in the world! Join the ranks of over 600 IPMBA-certified instructors nationwide and help ensure that police officers and EMS personnel on bikes receive the top-quality training they deserve. This intense course will increase your confidence, reinforce your understanding of the basic principles of police/EMS cycling, improve your bike-handling skills, and prepare you to communicate your knowledge to others. Teaching methods include in-class presentations, on-bike drills, and peer and self-critiques. You will learn to identify and correct improper technique; how to assist students in overcoming individual difficulties; and how to incorporate various methods of instruction into your courses.

When you have completed this course, you will be equipped with the skills you need to teach beginner and intermediate cyclists how to use the bike, not just as transportation, but as an indispensable tool for success on the job. Certification will be issued upon successful completion of the course requirements.

Course Dates: Saturday, May 1 - Wednesday, May 5, 2004; *Separate registration is required for the IPMBA Instructor Course, see page 25 for details.*



14th Annual

IPMBA Conference

Pre-Conference Courses

Survival and Riding Skills Development™ Course

(Formerly the IPMBA Police Cyclist Advanced Course)

The IPMBA *Survival and Riding Skills Development Course* is designed for bike officers who have already completed the basic school and have mastered the fundamentals of police cycling and bike-handling. This dynamic course, offered exclusively at the IPMBA Conference, is updated annually to reflect the latest training developments. This course is the result of the collective effort of a group of IPMBA-certified bike instructors who hold various other certifications, such as firearms, RedMan Simulations, and fitness instructors; and Simunitions Safety Supervisors, and who are technically skilled riders. This course is ideal for instructors and any police cyclists seeking to improve their essential skills, including low speed riding, urban obstacles, bike handling, and firearms.

The course is divided into four segments – slow speed skills, firearms, scenarios, and crowd management and control. In slow speed skills, students hone their riding skills, learn how to set up challenging and creative cone courses, and gain an understanding of how to use obstacles to enhance the learning process. A full day of bike-specific firearms training, taught by H&K adjunct instructors, includes low light shooting incorporating bicycle lighting systems and flashlights as well as a low light competition involving both riding and firearms skills. In scenarios, students role-play as both officers and bad guys in scenarios based on actual incidents. The day ends with Simunitions “capture the flag” and jousting. Crowd management and control will provide an understanding of how to use bike-mounted officers to control and move a demonstration. The techniques and deployment skills taught are those used by the Seattle Police Department but are relevant to departments of all sizes. Finally, each day includes urban and/or off-road riding designed for riders at all levels from slow to hard-core.

Tuition: \$475 (includes lunch daily);
Course Length: 40 hours (four ten-hour days); Course Dates: Sunday, May 2 - Wednesday, May 5, 2004;
Requirements: Current IPMBA Membership, IPMBA Police Cyclist Certification or equivalent (copy must accompany registration), letter from department authorizing participation in live fire exercises (must accompany registration), completion of PAR-Q☆; Testing Procedure: on-bike;
Class Limit: 40

Bicycle Rapid Response Team Training

This 24-hour course is designed to introduce the concept of bicycle rapid deployment to law enforcement agencies of all types and sizes. Based upon the successful use of bikes for crowd management in Seattle and Los Angeles, this course will teach the basic principles required for using a bicycle unit in crowd situations. The course will address crowd management, crowd control, tactics, less lethal options, chemical agent deployment, maneuvers and formations on and off the bike, scout teams, officer selection, unit and personal equipment, and use of force.

Whether you are facing a large demonstration, a parade, a high school football game, or a college party, the proper use of your bike team is critical. Whatever size and type of crowds you are faced with, you will benefit from learning the escort, blocking, diversionary, and dispersal techniques taught in this course.

Approximately 85% of this course will consist of on-bike, practical experience, so come prepared to ride and learn!

Tuition: \$395 (includes lunch daily);
Course Length: 24 hours (three eight-hour days);
Course Dates: Monday, May 3 - Wednesday, May 5, 2004; Requirements: Current IPMBA membership, IPMBA Police Cyclist Certification or equivalent (copy must accompany registration); completion of Par-Q☆; Testing Procedure: written & on-bike; Class Limit: 40
[Note: You must be in good physical condition, as this class is both physically and mentally demanding. A portion of this class will require the students to wear gas masks while riding into a simulated gas-contaminated environment. Keep in mind that although the gas environment will be simulated, the gas masks are very real. These masks are very hot and breathing is somewhat restricted.]

IPMBA Security Cyclist™ Certification Course

This highly sought-after course has been developed to meet the requirements of the rapidly-expanding private security sector. It is designed for security personnel from a wide array of facilities, including corporations, colleges, casinos, amusement parks, hospitals, shopping & entertainment complexes, sports facilities, and cities which utilize citizen patrols and/or parking enforcement personnel. The goals of the course are to produce confident, competent, and effective personnel who operate in a safe manner and to reduce departmental liability. Well-trained security officers are less likely to cause property damage or injury to themselves, suspects, or third parties. And if an injury or property damage is sustained, the possibility of a failure to train lawsuit is reduced. Units of instruction include fitness and nutrition, vehicular and technical cycling, basic maintenance, equipment, and security patrol procedures. Much of this demanding course is dedicated to hands-on, practical exercises. Certificates will be issued to those who successfully complete the course requirements.

Tuition: \$325 (includes lunch daily);
Course Length: 24 hours (three eight-hour days); Course Dates: Monday, May 3 - Wednesday, May 5, 2004;
Requirements: Current IPMBA membership, security officer currently assigned to bike patrol or agency considering bike patrol; completion of the PAR-Q☆; Testing Procedure: written & on-bike; Class Limit: 35
[Note: You must be in good physical condition to complete this course.]

NOTE: A list of required equipment for each course is available on the training page at www.ipmba.org.

☆PAR-Q (Physical Assessment Readiness Questionnaire) will be sent with confirmations for all courses EXCEPT the Maintenance Officers Certification Course. Please return promptly.



IPMBA Conference

Conference Workshops ~ Bring Your Bike

San Antonio, Texas ~ May 6-8, 2004

BIKE HANDLING SKILL DEVELOPMENT


Advanced Skill Development focuses on the "mental" aspects of riding. Many riders are hampered more by fear, frustration, and lack of confidence than by a lack of skills. Through intense one-on-one contact and discussion, this session will demonstrate how "good" riders got that way by learning in small increments and building upon previously mastered simple skills. Ideal for instructors as well as riders of all skill levels. Developed by Nick Gatlin, Williamson Medical Center, Franklin, Tennessee.

Conquering Urban Traffic focuses on lane selection, proper positioning, and the various challenges to riding safely in busy urban traffic.

Minimizing the Impact of Bicycle Crashes prepares cyclists for the inevitable bicycle "biff" before crashing. Landing techniques to prevent and/or minimize injuries from side, "endo," and angled bicycle falls are explained, demonstrated, and safely practiced. Developed by Dominic Angiolillo and Scott Hickey, Fort Lauderdale (FL) Police Department.

Overcoming Urban Obstacles teaches braking techniques and obstacle negotiation and clearing. Involves low speed cone work, pallet work, and practice with actual obstacles.

Slow Speed Skills challenges you to master your bike-handling skills at slow speeds, essential for working in crowds and congested areas. Involves new and entertaining cone maneuvers. Come and test your skills!

 **Tour de San Antonio: The Mission Trail** takes riders on a tour through history. The San Antonio Wheelmen Bicycle Club will lead this 20-mile bicycle tour from its start at the most famous mission, the Alamo, along the beautiful San Antonio River to the Mission Trail National Historic Park. The linear park's hiker-biker trail leads to four 19th century missions and the Espada Dam, whose picturesque system of waterways was built by the missionaries and the Native American peoples.

OFF-ROAD RIDING WORKSHOPS

Introduction to Off-Road Riding will familiarize you with the basic principles of off-road riding, including braking techniques, body positioning, obstacle negotiation, gear selection, and climbing on unstable surfaces. Practicing off-road skills will increase your confidence and competence as a public safety cyclist, even if you never ride off-road.

Intermediate Off-Road Riding is designed to propel the rider who has already mastered the core skills of off-road riding from the intermediate to the advanced level. Steep technical climbing, long rides, big drops, and fast, efficient trail riding will be emphasized. Weight and balance transfer, cadence and rhythm, brake usage, body and tire positioning, and determination will be discussed as the means to overcoming technically advanced terrain and improving stamina.

Advanced Off-Road Riding is designed for experienced off-road riders who wish to hone their skills and improve their stamina. This challenging and fast-paced class will prepare you to overcome even the most technical and formidable terrain and enable you to tackle terrain you used to think was unrideable. It will also address the need for proper nutrition, hydration, pacing, and recovery on long rides.


Expert Off-Road Riding is geared to the rider who is comfortable and capable on all types of trails in any conditions. Riders will put their skills to the test on the most technically difficult and demanding trails in the San Antonio area. Excellent physical condition, highly developed skills, and endurance are a must.

Refer to page 6 for a definition of off-road skill levels. Please note that the time allotted for these workshops includes round-trip travel time of one hour for Intro and Intermediate Off-Road Riding and 1.5 hours for Advanced and Expert Off-Road Riding.


EMERGENCY MEDICAL SERVICES

EMS Night Operations demonstrates and practices field-tested tactics and equipment developed to make night operations a safe and highly successful way to deploy bicycle-mounted EMS personnel.

EMS Scene Safety with Practical Applications discusses and practices the unique concerns and skills needed by EMS bike units, which frequently arrive at accident scenes before other public service personnel. Learn how to evaluate the scene, maintain equipment for use, and minimize the risk of equipment loss.

 **Search & Rescue: A New Terrain to Tame.** See description under General Interest.

GENERAL INTEREST

 **Search & Rescue: A New Terrain to Tame** is designed to address the issue of bicycle units which respond to, or are integrated with other resources into, a search and rescue operation. The mobility of bikes and the general fitness of their riders lend a highly mobile, responsive resource to the search and rescue environment. This course is designed to prepare public safety cyclists for integration into the search incident. It will give the student both the necessary skills and perspectives, and enable them to expand their abilities and focus beyond routine bike patrol. This highly interactive session will include a mock search scenario in which participants will be required to search for clues, record their location, and return to base in a set timeframe. Presented by Paul Burke, Western States Education Coordinator for the National Association for Search and Rescue (NASAR). (Note: consists of both classroom and on-bike instruction.)

Bicycles are required for workshops on pages 12 and 13.



IPMBA Conference

Conference Workshops ~ Bring Your Bike

San Antonio, Texas ~ May 6-8, 2004

GENERAL INTEREST

Three Mile Time Trial: Pre-Course Fitness Evaluation is designed to provide bike unit administrators and instructors with a fitness evaluation tool that elevates the standard for public safety cyclists, eliminates unqualified applicants and reduces time spend on remedial training. Participants will be provided with an working model of the standard that is easy to implement and will gain an understanding of the legal issues pertaining to officer fitness and civil liability as it relates to job performance and training issues. Presented by Cpl. Bob Ricciardi, Palm Beach County Sheriff's Office, Florida. *(Note: consists of both classroom and on-bike instruction.)*


INSTRUCTOR DEVELOPMENT

Advanced Skill Development. See description under *Bike Handling Skill Development*.

Diagnosing & Correcting Rider Error is designed to help IPMBA Instructors identify technical riding errors, give verbal direction to correct the mistakes, and demonstrate proper technique. The goal is to create cyclists who are capable of helping others become safer, more controlled riders.

Three-Mile Time Trial. See description under *General Interest*.

OFFICER SURVIVAL

 **Advanced Suspect Contact & Apprehension** will provide students with experience in transitioning from riding to engaging a fleeing suspect. This scenario-based training will expose students to a range of actions and applications and help them determine which methods work best for them and under what circumstances. Students will gain an understanding of the amount of force required to apprehend suspects and how to use their bikes and their fellow officers as assets in high-stress situations. RedMan protective gear will be used. Developed by Ron Burkitt, Hilliard PD (OH).

OFFICER SURVIVAL

Defensive and Survival Tactics will demonstrate techniques that can be used to counter the efforts of an assailant to disarm or assault a bike officer. Topics will include retention holsters, equipment placement and concealment, weapon retention techniques, landing techniques, use of the bike to temporarily "tie up" or slow down the suspect, and techniques for controlling a suspect while on the bike or the ground. Developed by Sgt. Ashley Foster, Departmental Training Officer for MUSC Police Department, Charleston, South Carolina.

Firearms Training for Bike Officers is designed to familiarize the bike officer with the unique demands of firearms use by bike patrol officers. This session focuses on the how the addition of the bicycle and related gear affects techniques commonly used in patrol work. It will re-emphasize the importance of practicing bike skills so they become second nature. Participants will be exposed to situational and positional circumstances that emphasize the importance of having the ability to perform with both a bicycle and a firearm. Presented by firearms instructors David Hildebrand of the Denton (TX) Police Department and Artie Gonzales, Topeka (KS) Police Department. *Course requires 200 rounds and handgun, body armor, bike and mandatory safety equipment, and letter from your department authorizing you to participate in live-fire exercises. Limit 20 students. Please note that the time allotted for this workshop includes travel time of one hour to and from the firing range.*

IPMBA thanks the Tri-State Regional Community Policing Institute of Cincinnati, Ohio, and the Texas Institute for Public Problem Solving of Austin, Texas, for their support.

OFFICER SURVIVAL

H&K Firearms Skills for Mountain Bike Officers explores realistic firearms deployment during high-risk situations. A range-based course presented by IPMBA and H&K adjunct instructors Kathleen Vonk of the Ann Arbor (MI) Police Department and Lou Ann Hamblin of the Van Buren Township (MI) Police Department. *Course requires 200 rounds and handgun, body armor, bike and mandatory safety equipment, and letter from your department authorizing you to participate in live-fire exercises. Limit 20 students. Please note that the time allotted for this workshop includes travel time of one hour to and from the firing range.*

Officer Survival for Bike Patrol focuses on surviving high-risk patrol, including armed conflicts in the day and night. Add deadly force scenarios, and you'll find out if your tactics work, or if others are better. Realistic scenarios and use of Simunition technology. Developed by Gary McLaughlin, Sacramento (CA) Police Department, and Kathleen Vonk, Ann Arbor (MI) Police Department. *Please note that the time allotted for this workshop includes travel time of one hour to and from the training site.*

PC Night Operations demonstrates and practices field-tested tactics and equipment developed to make night operations a safe and highly successful way to deploy bicycle patrols.

Suspect Contact and Apprehension demonstrates and practices dismounts and apprehension tactics to help you stay alive and put those bad guys where they belong.

Traffic Enforcement for Bike Officers will address traffic enforcement from the perspective of the bike officer, with an emphasis on speed enforcement. The basics of conducting traffic stops from the bicycle, safety considerations, selecting appropriate areas, and tips for successfully running speed enforcement operations using bikes will be discussed. The session will include an in-class presentation on techniques and safety, and practical, scenario-based exercises.



IPMBA Conference

Conference Workshops ~ Store Your Bike

San Antonio, Texas ~ May 6-8, 2004

ADMINISTRATOR TOPICS

Administrative Issues of a Bike Unit addresses such topics as general administration, policy considerations, funding, officer selection, equipment, training, and legal issues. Ideal for administrators - both new and experienced - as well as members of newly formed bike units. Presented by Lt. Tom Woods, Denton (TX) Police Department.

Advanced Bicycle Fit. See description under *Health & Fitness*.

Bike Unit Marketing 101 & 102. See descriptions under *Community Related* and *Campus Issues*.

Continuous and In-Service Training discusses the benefits of continuous training. This workshop is for anyone who believes that learning never stops and that it is necessary to practice existing skills and develop new ones in order to maintain unit excellence.

Failure to Train: The Issues of Liability explores the issues related to failure to train and its implications for liability. This session will focus on the liabilities faced by officers, supervisors, and administrators when an incident occurs that brings into question the training - or lack thereof - that affected the outcome of the situation. Case law, labor law, state certification, and specialized certification for special unit operation will be discussed. The session will be presented by Mark Kosanovich and Sean Fitzpatrick, principles of Kosanovich and Fitzpatrick, P.C., legal counsel for the San Antonio Police Department.

Funding Sources for Bike Units addresses creative funding options for both new and existing bike units. Officer Kirby Beck of the Coon Rapids (MN) Police Dept. will moderate a panel comprised of bike officers and medics who have been successful in raising funds to outfit and train their team members. Come share your successes and frustrations!

ADMINISTRATOR TOPICS

Practical Tips for Preparing Successful Grant Applications will provide practical tips for the beginning grant seeker. From searching for potential funding sources through the preparation, submission, and review process, the presenters will demystify grant-seeking with easy-to-apply guidelines. Information on specific funding sources for law enforcement and EMS will be provided. Presented by Michelle Price of the South Texas Injury Prevention & Research Center and Dennis Rosenberry, Fiscal Planning Manager for the San Antonio Police Department. Ms. Price has prepared numerous successful grant applications for programs, training, equipment, and infrastructure support for variety of organizations. Mr. Rosenberry has authored five grants totaling \$5,250,000 to hire 113 additional police officers and a \$200,000 juvenile justice and delinquency grant.

Tactical Bike Patrol. See description under *Officer Survival*.

Traffic Safety Grants will assist attendees in understanding and applying for the traffic safety grants funded by the National Highway Traffic Safety Administration (NHTSA). NHTSA-funded grants are available for a broad spectrum of uses by communities and organizations to reduce traffic crashes, injuries, and fatalities. These funds are administered by each state's highway safety office. Although the basic requirements are set by NHTSA, each state has its own additional requirements and its own application process. This workshop will provide a basic understanding of the grant process and enable attendees to seek funding through their own state agencies. Presented by Bill Strawn, traffic safety planner for the state of Texas.

CAMPUS ISSUES

Campus Roundtable. See *Roundtable Discussions*.

Bike Unit Marketing 101. See description under *Community Related*.

Bike Unit Marketing 102. How do you convince your campus population that you are the "real" police? How can you successfully educate your campus community about crime prevention, personal safety, and your bike unit? Successfully marketing educational programs as well as your own unit can help improve your credibility, increase confidence in your agency, and lead to stronger financial support. Come learn strategies to help you "sell" your programs and how and where to find the resources to implement them. Applicable to non-campus law enforcement agencies, too. Presented by Sgt. Kurt Feavel, Crime Prevention Supervisor for University of Wisconsin-Madison Police Dept.

Presentation Skills and Public Speaking. See description under *Community Related*.

University 101: Surviving in an Academic Environment will introduce campus bike patrol members to the unique aspects of patrolling in an academic setting. Participants will gain insight into dealing with university and department administrations, student governments, facilities personnel and other university staff, resident and commuter students, fraternities and sororities, other law enforcement agencies, and neighborhood residents. Pro-active programs, community policing, and the problem of bike thefts will be specifically addressed.

Bicycles are not required for workshops on pages 14 through 18.

Questions? Call 410-744-2400



—14th Annual—

IPMBA Conference

Conference Workshops ~ Store Your Bike

San Antonio, Texas ~ May 6-8, 2004

COMMUNITY-RELATED

Advanced Problem-Solving will discuss the process of identifying problems in an officer's area of assignment, focusing on indicators outside of police organizations as well as police indicators. It will address how to integrate these indicators into the SARA process, and how to develop a logical hypothesis, a general goal statement, and customized responses for the problem. How the problem indicators lead to an effective evaluation of the problem solving effort will also be discussed. Presented Bill Spelman of the Texas Institute for Public Problem Solving, who pioneered the SARA approach to problem-solving.

Bicycle Law Enforcement: Working Towards a National Model is part of an initiative funded by the National Highway Traffic Safety Institute (NHTSA) designed to provide officers with an understanding of the laws affecting bicycling and why they are important. This purpose of the training is to encourage officers to enforce bicycle laws in an effort to prevent crashes and injuries. This program, developed by the Massachusetts Bicycle Coalition (MassBike) and presented by MassBike Executive Director Tim Baldwin, will address bicycle awareness, laws, enforcement, bicycle driver's education, community resources, and crash investigation.

Bicycle Rodeos: From A to Z. Putting on a bike uniform automatically makes you an expert in putting on a bike rodeo, right? Learn how to plan and implement a bike rodeo first-hand, including where to get volunteer help, how to find funding, and what type of equipment is necessary. You will participate in conducting a rodeo at one of San Antonio's local elementary schools and go back ready to serve your community's needs. Presented by D/S Dan Ganzel of Palm Beach County (FL) Sheriff's Office. (Note: this involves both in-class and hands-on practice.)

COMMUNITY-RELATED

Bike Unit Marketing 101 is designed to help you break down some of the barriers between your police department and your community. Ptl. Michael Trout of Ohio University P.D. will discuss various programs instituted by the O.U.P.D., including bike donations, training for campus facilities personnel using bikes during work, and bike safety education as examples of ways a bike patrol can enhance the relationships between local law enforcement agencies and the community at large.

Bike Unit Marketing 102. See description under *Campus Issues*.

Drug Enforcement & Interdiction illustrates how the mobility and stealth of the bicycle mounted officer can be used in innovative and effective ways to address the problems associated with illicit drugs and to round up the bad guys. Presented by Officer Eddy Croissant, Tampa (FL) Police Department.

Presentation Skills and Public Speaking will focus on developing the skills needed for successful presentations. Public safety cyclists are frequently called upon to present a variety of topics to a wide range of audiences, and must be prepared to address any group at any time, even with very little notice. This workshop will focus on the basics of public speaking and prepare attendees to present information in a meaningful, interesting, and professional manner. Attendees will learn how to: prepare for large and small group presentations, identify and overcome problems with the presentation site, succeed in impromptu situations, and balance presentations with audience participation. Presented by Lt. Steve Nofz of the Ohio University P.D., whose responsibilities include addressing over 1,000 students, faculty, staff, and community members annually.

COMMUNITY-RELATED

Recognizing the Rave about Street Drugs is designed for police officers and pre-hospital EMS workers to provide information about designer and other street drugs of abuse. Instructor Richard Kendall of the Street Training Consulting Group will discuss Ecstasy, GHB, Ketamine, PMA, DXM, and other designer drugs as well as more traditional drugs such as cocaine, heroin, methamphetamine, marijuana, and Oxycontin. He will address the signs and symptoms associated with these drugs as well as their routes of administration, cost, manufacturing, and associated paraphernalia. Mr. Kendall has been a police officer for 16 years and an EMT for over 24. He serves as an instructor for the Massachusetts Criminal Justice Training Council.

Road Rules for the Non-Cyclist will address the role that public safety cyclists play in educating their communities on the importance of sharing the road. The session will focus on how to improve conditions for cyclists through outreach and education. The laws pertaining to operating bicycles and understanding the rights and responsibilities of all road users (pedestrians, motorists, and cyclists) will be discussed. Presented by Bob DeLaurentiis of the University of Pennsylvania Police Department.

Volunteers in Police Services is designed to familiarize participants with the Volunteers in Police Services (VIPS) program and to encourage registration by law enforcement agencies as VIPS members. It will discuss how to sustain meaningful and successful volunteer initiatives that pay dividends to the police and the community. Presented by the Tri-State Regional Community Policing Institute. See also *Volunteer Bike Patrols: Getting Started* under *General Interest*.

Visit www.ipmba.org



IPMBA Conference

Conference Workshops ~ Store Your Bike

San Antonio, Texas ~ May 6-8, 2004

COMMUNITY RELATED

Youth Bicycle Education: What to Teach and Why, presented by Officer Kirby Beck of the Coon Rapids (MN) Police Department, will address the issue of car-bike crashes, one of the leading causes of death and severe injury to children under age 16. Learn the *real* factors in their causation and how to prevent them by conducting effective and targeted on-bike education. An excellent foundation for *Bicycle Rodeos: From A to Z*.

EMERGENCY MEDICAL SERVICES

Advance Planning for Special Events will prepare you to successfully plan and deliver emergency medical services for events of any size. Topics include establishing communications systems between field units, the command post, and main dispatch; the importance of "walking the site" prior to the event; creating and using site maps in PowerPoint, and maximizing resources for maximum coverage. Presented by Gene Williams, Special Operations Coordinator, Cypress Creek EMS, Houston, Texas.

EMS Specific Equipment Needs addresses the unique product, equipment and packing needs of EMS on bikes. Presented by EMS bike equipment guru Captain Pat Donovan, Puyallap (WA) Fire Department.

Effective Use of EMS Bikes explores this unique niche and offers hints for effective deployment of EMS personnel on bikes. Presented by Captain Pat Donovan, Puyallap (WA) Fire Department.

EMS Roundtable See description under *Roundtable Discussions*.

Recognizing the Rave about Street Drugs. See description under *Community Related*.

FITNESS AND NUTRITION

Advanced Bicycle Fit will address the importance of selecting a bicycle based on the dimensions of not only the seat tube, but the top tube as well. Frame angles, another key factor in selecting the proper type and size bike, will also be discussed. You will learn where to acquire the proper tools and how to use them in order to achieve more precise bike fit, and if time permits, participants will be fit to their own bikes. Cpl. Bob Ricciardi of the Palm Beach County Sheriff's Office (FL) will share the expertise he developed in nearly 10 years as a pro bike shop owner. Bike fit is essential to rider efficiency, minimization of injury, and comfort, so this workshop is ideal for all riders, including instructors and administrators who want to keep their bike unit members healthy, happy, and effective. (*Maximum 25 per session.*)

Bike Injury Recovery and Rehab is designed to provide information about common injuries and appropriate treatment alternatives. After attending this workshop, students will be able to list common physical responses to trauma, list treatments and activities that hasten recovery, set reasonable expectations for recovery, make informed decisions regarding the use of prescription and over-the-counter medications, reduce the risk of aggravating an injury, identify origins of pain and what is "normal," and make informed decisions regarding the various treatment options. Presented by Jeffrey Noftz II, P.T., M.D., Director of Primary Care/Sports Medicine, Department of Orthopedics, Medical College of Ohio.

FITNESS AND NUTRITION

Building Strength and Speed through Proper Nutrition will provide attendees with specific weight lifting and strength-building techniques to enhance their speed and strength and will identify proper nutrition for building strength and increasing body mass. It will explore the relationship between diet and performance, explain the pros and cons of low-carb diets and supplements, and demonstrate specific exercises designed to build strength in the legs, knees, and hips. Attendee will also learn which types of equipment and exercises are inherently bad for the joints. Presented by Jeffrey Noftz II, P.T., M.D., Director of Primary Care/Sports Medicine, Department of Orthopedics, Medical College of Ohio.

Health Effects of Occupational Cycling, presented by Dr. Steven Schrader and Michael Breitenstein of National Institute for Occupational Safety and Health, will address numbness and pain in the hands, feet, and groin area. New equipment for evaluating important pressure areas will be demonstrated.

Injury Reduction through Conditioning and Stretching will define the term "conditioning" as it relates to public safety cyclists. After attending this workshop, students will be able to create a conditioning program customized to their specific needs, demonstrate proper stretching techniques for optimum performance, set reasonable expectations for cardiovascular improvement, understand cardiac stress test indications, and identify conditioning methods for improving flexibility, agility, endurance, and cardiovascular capacity. Come prepared to get limber! Presented by Jeffrey Noftz II, P.T., M.D., Director of Primary Care/Sports Medicine, Department of Orthopedics, Medical College of Ohio.

Bicycles are not required for workshops on pages 14 through 18.



IPMBA Conference

Conference Workshops ~ Store Your Bike

San Antonio, Texas ~ May 6-8, 2004

FITNESS AND NUTRITION

NEW! *Physical & Medical Assessment for Bike Unit Personnel* addresses

the need to properly evaluate candidates for bike duty to avoid potentially life-threatening problems. This workshop will begin with an overview of several pre-qualification and skill evaluation programs currently in use and proceed to a discussion about the benefits of a medical assessment. Steve Bazany will discuss the point system developed by the San Antonio Police Department bike unit to pre-qualify students by rating their physical stamina and skill level. John Washington will discuss the tests used by the University of Pennsylvania, including a nine-minute on-bike stress test, orthopedic exams, joint flexibility and muscle strength/imbalance analysis, and vision/hearing exams. He will also discuss where and by whom to have the tests conducted.

Women's Reproductive Health and Bicycling, a workshop for female cyclists, will address the relationships between bike seat design, time in the saddle, and reproductive health. Presented by Dr. Marsha Guess of the National Institute for Occupational Safety and Health. (*Women only.*)

GENERAL INTEREST

Failure to Train: The Issues of Liability. See description under *Administrator Topics*.

Fix-A-Flat. See description under *Maintenance*.

Funding Sources for Bike Units. See description under *Administrator Topics*.

Law Enforcement Officers Flying While Armed was developed by the FAA in the wake of 9/11. This session will present the revised federal regulations governing LEOs traveling armed and is mandatory for any law enforcement officer who has a need to fly armed (i.e., to carry a firearm on his/her person or in carry-on luggage). Regulations for carriage of firearms and ammunition in checked baggage will also be reviewed. Attendees will receive a certificate of attendance. Presented by Officer Ed Croissant, Tampa (FL) Police Department.

GENERAL INTEREST

NEW! *Next Generation of Light Transport Vehicle: Why Switch?*

will discuss the pros and cons of electric assist bicycles. Electric vehicles can be used to increase coverage area, reduce response time, and conserve an officer's strength and energy. This session will explore technology, cost, and utilization, as well as how to determine if switching to light transport vehicles is appropriate. Presented by Chris Washburn, Vice President, Light Transportation Division, WaveCrest Laboratories.

101 Uses for Zip Ties will provide tips and tricks to help even the non-mechanically inclined cyclist make emergency repairs. Repairing your bicycle along the roadside using "duct tape and zip ties" is the mark of a self-reliant cyclist. The workshop will discuss the mythical "thin-air repair" that can get you rolling in the face of seemingly impossible odds, and rescue you from that embarrassing call back to the station for a ride. Developed by Lt. Tom Woods, Denton (TX) Police Department.

NEW! *Practical Tips for Preparing Successful Grant Applications.*

See description under *Administrator Topics*.

NEW! *Traffic Safety Grants.* See description under *Administrator Topics*.

NEW! *Volunteer Bike Patrols: Getting Started* will address ways to

compensate for manpower shortages by teaming up with recreational cyclists to form citizen bike patrols. This session will teach attendees how to identify community bike resources, make effective presentations to potential volunteers, and provide a safe, rewarding experience. Jason Ogle, an instructor for IMBA's National Mountain Bike Patrol program, will share his experience in founding the STORM (South Texas Off-Road Mountain Bikers) Mountain Bike Patrol Unit. He will be joined by Sgt. Louis Arias of the San Antonio Parks & Recreation Police Division. See also *Volunteers in Police Services* under *Community Related*.

INSTRUCTOR DEVELOPMENT

NEW! *Bicycle Law Enforcement: Working Towards a National Model.* See description under *Community Related*. This program will be made available to law enforcement trainers for use in their own departments.

NEW! *Building a Bike Training Obstacle Course Kit* will teach attendees how to build a stackable, modular set of components for use in creating an obstacle course. Attendees will become familiar with the construction concepts, the materials, and the skills needed to build the kit. A scale model will be used to demonstrate how to use the kit to conduct bike-handling/decision-making training on many different levels by changing the difficulty of the course and modifying the layout of the components. Attendees will be provided with a set of plans to construct their own easy-to-store obstacle kit. Presented by Lt. Tom Woods, Training Division Commander for the Denton (TX) Police Department and IPMBA founding member.

Continuous and In-Service Training. See description under *Administrator Topics*.

Effective PowerPoint Presentations I provides a step-by-step tutorial for the PowerPoint novice. At the conclusion of the workshop, you will be able to create a simple but effective PowerPoint presentation while avoiding the mistakes commonly made by novices. Sgt. Bernard Hogancamp of the Homewood (IL) Police Department will present the basics of navigation, creating slides; template, font and color selection; modifying text frames, special effects and sounds, and slide transitions.

Effective PowerPoint Presentations II will focus on developing PowerPoint presentations for effective training classes and public or agency meetings. Sgt. Hogancamp will discuss ways to create presentations that neither dominate nor distract from the purpose of the training. You will learn how to avoid common mistakes and the importance of preparing back-ups.



IPMBA Conference

Conference Workshops ~ Store Your Bike

San Antonio, Texas ~ May 6-8, 2004

INSTRUCTOR DEVELOPMENT

NEW! *Failure to Train: The Issues of Liability.* See description under *Administrator Topics.*

How to Become an IPMBA-Certified Instructor addresses the qualifications and procedures necessary for becoming an IPMBA-certified instructor. Current instructors are encouraged to attend for an update and to review the requirements for advancing to the level of Instructor Trainer.

Instructor Roundtable. See *Roundtable Discussions.*

NEW! *Keys to Better Course Management* will address the factors that can "make or break" a police or EMS cyclist course. Attendees will benefit from the successes and mistakes of experienced instructors. Topics to be discussed include course planning, logistics, how to identify and address potential problems, course marketing, and working with a liaison. Tips on how to enhance the professionalism of the course, make it more interesting for both instructor and students, and improve scheduling and communications will be shared. Presented by Al Simpson, who has trained over 1,000 students in more than 60 IPMBA Police and EMS Courses and 180 instructors in 15 IPMBA Instructor Courses.

PCI to EMSCI Transition Course, designed for experienced PCI's who wish to instruct EMS agencies, stresses the adjustments in both lecture and practical skills needed to accommodate the different needs of the EMS cyclist. This eight-hour transition course requires successful completion of both a written test and a practical skills check-off list. Conducted by IPMBA Board Member Ed Brown of Orange County Fire & Rescue. (*PCI's only.*)

NEW! *Presentation Skills and Public Speaking.* See description under *Community Related.*

OFFICER SURVIVAL

NEW! *Bicycle Use in Crowd Management,* presented by Mike Goetz of the Seattle Police Department, will provide an overview of how to integrate bicycles into crowd situations. Topics to be addressed include crowd management, crowd control, tactics, less lethal options, equipment, chemical deployment, and use of force. The session will also include a discussion of situations in which it is – or is not – appropriate to deploy bikes.

Deadly Force Encounters examines several police cyclist-involved deadly encounters, including shootings, vehicle assaults, training accidents, and traffic accidents. Each incident will be analyzed and discussed, and survival training techniques will be discussed. Researched and presented by Lou Ann Hamblin of Van Buren Township (MI) Police Department.

Firearms Training for Police Cyclists introduces you to the IPMBA Bicycle Firearms Training course through video and discussion with IPMBA Firearms Instructors. This classroom-based workshop will provide the arguments you need to convince your management of the need for high-quality, bicycle-specific firearms training. Developed by firearms instructor Lou Ann Hamblin of Van Buren Township (MI) Police Department.

(*For hands-on training, see Firearms Training for Bike Officers and H&K Firearms Skills for Mountain Bike Officers on page 13.*)

NEW! *Officer-Involved Shooting: Tyler, Texas,* is a first-person account of the officer-involved shooting that took place on July 31, 2003, in Tyler, Texas. The incident involved four bike officers engaged in drug operations in a low income housing district. The shooting resulted in the death of the suspect and injury to one of the bike officers. This debriefing will provide bike officers with an insight into the tactics used during the incident and how the incident may affect future operations. Presented by Officer Kenneth Gardner, the eight-year veteran and five-year bike officer who was shot during the incident. See page 9 for more information about the shooting.

OFFICER SURVIVAL

State and Local Anti-Terrorism Training (SLATT) is a proactive, preventative training that assists the bike officer in understanding that, because of their ideological beliefs, terrorists pose an enhanced threat to officer safety. This training will help the bike officer identify and understand specific characteristics that distinguish terrorists from typical street criminals. Presented by Tri-State Regional Community Policing Institute.

NEW! *Tactical Bike Patrol* is designed to assist police departments in expanding their bicycle operations to include tactical bike patrol. It will address the use of the bikes for surveillance, patrol riding in problem areas, special event patrol, and plain-clothes and uniformed operations. It will also discuss equipment selection for tactical applications. Developed by Mike Trout, Ohio University Police Department.

ROUNDTABLE DISCUSSIONS

Campus Policing Roundtable provides a forum for campus police to discuss issues unique to policing in an academic setting. Come away energized with fresh ideas and an excellent network of contacts.

EMS Roundtable lets EMS personnel get "down and dirty" in discussions of what works and what doesn't, as well as problems, issues, and concerns unique to EMS. Come see what you can beg, borrow, and steal from your fellow bike-mounted EMS!

Instructor Roundtable brings IPMBA Instructors together for a free-wheeling discussion of experiences, training tips, and other topics relevant to teaching IPMBA certification courses. The curriculum for the *IPMBA Security Cyclist Course* will be reviewed and issues related to teaching and certifying security personnel will be addressed. (*Instructors Only.*)

Women's Issues Roundtable focuses on the issues, challenges, and opportunities specific to female public safety cyclists.



—14th Annual—

IPMBA Conference

Conference Workshops - Bring Your Tools

San Antonio, Texas ~ May 6-8, 2004

MAINTENANCE

All sessions are hands-on; bring the necessary equipment as specified below as well as a towel and/or several grease rags.

Basics of Wheel Truing: Truing wheels is a skill that requires an in-depth understanding of how wheels work, the factors involved in building a wheel, and how to use the spokes to maximize the wheel's true form. This session will address proper spoke length and tension, minimum standards for wheels in public safety use, and truing techniques for the novice mechanic. It will also demonstrate the proper use of wheel truing tools for truing a wheel both on and off the bicycle. *Equipment: bike, spoke wrench that matches your spokes.*

Bicycles and tools are required for workshops on page 19.

MAINTENANCE

Drive Trains: The drive train transfers all power from the rider to the bicycle, and in doing so, withstands an incredible amount of torque and strain. In order to prevent drivetrain failure and subsequent crashes, drivetrains must be kept in top condition. Topics to be covered include proper tools, how and why to clean the drive train, component compatibility, and timelines for inspecting and replacing drivetrain components. *Equipment: bike, chain whip, cassette lockring remover, chain tool, new chain, crank arm puller, allen wrenches (5-8mm), bikestand (if possible).*

NEW! Fix-A-Flat: A hands-on demonstration and practice of this essential survival skill. Students will practice removing both the front and back wheels, removing the tire and tube, patching the tube, and replacing the tube and tire. The session will also address tire selection, proper inflation, and how to avoid flats. *Equipment: bike, patch kit, tire levers, frame pump or CO2.*

MAINTENANCE

Introduction to Bike Maintenance is designed to introduce the public safety cyclist to essential preventive maintenance and repairs. Students start by using simple tools and methods to practice common bike adjustments and inspections and move on to fixing flats, cable, barrel, and derailleur adjustments, chain cleaning and changing, and brake pad adjustment and cleaning. This workshop will save you and your department money! *Equipment: bike, allen wrench set (2, 2.5, 3, 4, 5.8 mm), 8/10 open wrench for older model bikes, set of three tire levers, and a patch kit.*

101 Uses for Zip Ties. See description under *General Interest*. No equipment needed.

Membership is encouraged but not required for the three-day IPMBA Conference. Your \$50 membership entitles you to a \$75 savings on conference registration, access to certified training opportunities, subscriptions to *IPMBA News* and *Bicycling* magazine, and more! *(The \$75 non-member fee may not be applied to a future IPMBA membership.)*



IPMBA Conference 2004 Register Today!



—14th Annual

IPMBA Conference

Important Information

Conference at a Glance

PRE-CONFERENCE

May 1 - 4, 2004

- IPMBA *Maintenance Officer* Certification Course

May 1 - 5, 2004

- IPMBA *Instructor* Certification Course
- IPMBA *Intermediate Police Cyclist* Certification Course

May 2 - 5, 2004

- IPMBA *Police Cyclist* Certification Course
- IPMBA *EMS Cyclist* Certification Course
- *Survival and Riding Skills Development* Course

May 3 - 5, 2004

- *Bicycle Rapid Response Team Training*
- IPMBA *Security Cyclist* Certification Course

CONFERENCE

Wednesday, May 5

Activity	Time
Check-In	2:00pm-8:00pm
Exhibit Hall (<i>Opening Reception</i>)	2:00pm-8:00pm (6:00pm-7:00pm)

Thursday, May 6

Activity	Time
Check-In	7:00am-7:45am
Opening Ceremony "Roll Call"	8:00am-9:00am
Workshops	9:30am-12:15pm 2:00pm-10:00pm
Exhibit Hall	12:00pm-6:00pm
Lunch	12:30pm-1:30pm

Friday, May 7

Activity	Time
Workshops	8:00am-12:15pm 2:00pm-3:15pm
Exhibit Hall	11:00am-2:00pm
Lunch	12:30pm-1:30pm
Mountain Bike Competition	5:00pm
Cookout/Awards Ceremony	Immediately Following Competition

Saturday, May 8

Activity	Time
Workshops	9:00am-1:15pm

*Bike Check and Command Center Hours:
1200 Friday, April 30, until 1200 Sunday, May 9*

The city of San Antonio looks forward to welcoming the 14th Annual IPMBA Conference! San Antonio, with a population of 1.25 million, is the eighth largest city in the United States. It is also the #1 visitor destination in Texas, attracting nearly eight million tourists per year. It is a thriving center of trade, education, government, hospitality, telemarketing, medicine, biomedical research, and high-tech industries. Despite its cosmopolitan flair, San Antonio is rooted in history, and many of the city's historic structures have been converted to contemporary uses. The result is a delightful mix of old and new that celebrates the diversity of the many cultures that call San Antonio home.

San Antonio has much more than just the Alamo, its most famous attraction. Although visitors flock to the Alamo, they find themselves easily distracted by the 2.5 mile Paseo del Rio (Riverwalk), La Villita Arts & Crafts Community, the Rivercenter shopping complex, the Victorian Guenther House, Market Square, the Spanish Governor's Palace, the Texas Highway Patrol Museum, and a wide variety of parks, museums, and gardens.

One works up an appetite quickly in San Antonio, so it is a good thing that the downtown area boasts nearly 100 restaurants. And it's not just all Mexican food. San Antonio's ethnic diversity has endowed the city's cuisine with an international flavor that includes Caribbean, Cajun, Greek, Indian, Irish, Italian, Chinese, Japanese, and Thai. American food runs the gamut from down-home barbecue to steaks, seafood, and Southwestern gourmet. Texas also boasts an array of homegrown beverages, including Shiner Bock, Lone Star, and a selection of fine wines.



The city of San Antonio looks forward to welcoming the 14th Annual IPMBA Conference!

Conference Activities

The 14th Annual IPMBA Conference will take place just steps away from the heart of downtown San Antonio at the Adams Mark hotel. The Adams Mark is located on the Riverwalk and is one of the stops along the River Taxi route. The Adams Mark will be home to all conference activities, including the Command Post, Bicycle Storage, Pre-Conference Courses, Conference Workshops, Exhibit Hall, and Lunch. On-bike workshops will be held at various training locations throughout the metropolitan area, the San Antonio Police Department Police Academy, and McAllister and O.P. Schnabel Parks. The competition and cookout will be held at Travis Park, just one block from the Adams Mark.

San Antonio at Conference Time

Temperature:
Between 65.7°
and 75.7°
Rain:
3.07 inches
Sunrise:
5:45am
Sunset:
9:15pm



—14th Annual—

IPMBA Conference

Important Information

Getting to San Antonio

San Antonio is easily accessible from all directions via auto or air.



BY AIR

San Antonio International Airport is approximately eight miles from the downtown and the Riverwalk and is directly linked via US Hwy. 281.

Southwest Airlines offers up to 10% off most fares for air travel to and from the 14th Annual IPMBA Conference, with the convenience of Ticketless Travel! To qualify, contact Southwest Airlines Group and Meetings Reservations at 800-433-5368 and reference Meeting Code V0302. Reservations Sales Agents are available 7:00am-8:00pm Monday – Friday, and 8:30am-5:30pm Saturday and Sunday, Central Standard Time. Discounts are valid for travel from April 28, 2004 through May 11, 2004.

For those not lucky enough to live in a “Southwest City,” San Antonio is also served by American, America West, Continental, Delta, Northwest, and United.

Shuttle Service: Shuttle service for the pre-conference and conference will be provided by SAPD. Please email your flight details to TJRichardson@hotmail.com as soon as you make your reservations.



BY AUTO

San Antonio has major interstate freeways leading into it from every direction. The city is surrounded by an outer loop. All freeways lead into the central business district, which is linked directly to the airport by expressway.

The following is a listing of federal and state highways going through San Antonio:

Four Interstate Highways

- I-35: Laredo, TX - San Antonio - Duluth, MN
- I-10: Jacksonville, FL - San Antonio - Los Angeles, CA
- I-37: Corpus Christi, TX - San Antonio

Five U.S Highways

- US 281: Hansboro, ND - San Antonio - McAllen, TX
- US 90: Jacksonville, FL - San Antonio - Van Horn, TX
- US 87: Raton, NM - San Antonio - Port Lavaca, TX
- US 181: Corpus Christi, TX - San Antonio
- US 81: Nuevo Laredo, TX - San Antonio

Five State Highways

- SH 16: Loving, TX - San Antonio - Zapata, TX
- SH 13: Partial loop through south San Antonio
- SH 211: US 90 to FM 1957 provides access to Texas Research Park
- SH 151: connects US 90 at Kelly AFB with Loop 410 near Southwest Research to Loop 1604 near SeaWorld.
- SH 1604: circumferential loop around San Antonio

Official Conference Housing

Reserve your room today! Call now and tell them you're with the IPMBA Conference. And hurry – hotels on the Riverwalk sell out quickly, and these discounted rates are only available through April 9, 2004. If you need any special room arrangements, be sure to request them while making your reservation. The conference rate will be honored from April 27 through May 11, 2004. **Important: reservations must be made by calling one of the below numbers. Because rooms are being held specifically for the IPMBA conference, a search on discount travel websites may show that the hotel is sold out over the conference dates.**



Adams Mark San Antonio-Riverwalk
111 Pecan Street East
San Antonio TX 78205
210-354-2800/800-444-ADAM (2326)
\$126* Single/Double; \$146* triple/quad



The 410 rooms and suites feature remote control cable TV, in-room movies, AM-FM alarm radio, two phone lines with data port and voice mail, large work desk, 24-hour room service, same day dry cleaning, a guest laundry, iron/ironing

board, hair dryer, express checkout and more. The hotel offers a fully-equipped health club, complete with sauna, lockers and showers; and an outdoor pool, whirlpool, and sundeck. It has three restaurants – the Spanish-themed Restaurante Mirabella, the intimate Tiffany Rose Lounge (featuring Starbucks coffee), and the sports bar Players. <http://www.adamsmark.com/sanantonio/index.asp>.
*Rate does not include 16.75% sales & occupancy tax.

Bike Shipping, Tech Support, & Rentals



BICYCLE SHIPPING

Receiving Station: Bike World, www.bikeworld.com, 800-928-5558/210-828-5558/fax 210-828-3299.

Contact: Mike Beaty. You **must** make arrangements for bike shipping in advance. Both assembled and unassembled bikes will be delivered to the Adams Mark.

Package Includes: Storage, assembly & adjustment, disassembly, packing, and return shipping.

Cost: \$90, including \$2000 insurance on return shipping.

Shipping Address: You must ship your bike *at least ten business days* prior to your date of arrival. Ship UPS to: YOUR NAME/14th Annual IPMBA Conference/c/o Bike World/5911 Broadway/San Antonio TX 78209. Arrival Date: DATE YOU WILL ARRIVE IN SAN ANTONIO.



TECH SUPPORT

Tech support will be provided by master mechanic Ricky Schorlemer, San Antonio Bicycle Fleet Mechanic, throughout the pre-conference and conference. He will be on-site at the Adams Mark during designated hours (TBA). See page 24 for details on this year's superb tech support.



BICYCLE RENTALS

Rental bikes are available through Ables Bicycle Rental. Bicycles will be front suspension and have Deore components or better. Bicycles will be delivered to and picked up from the conference site. Renters will be required to sign a liability release and must make arrangements directly with the rental facility.

Contact: Ables Bicycle Rental, 119 Ada St., San Antonio, Texas 78214 210-533-9927.

Rate: \$21.58 per day, or \$70.12 for the duration of the Pre-Conference and Conference.

SAN ANTONIO VISITOR INFORMATION: San Antonio Convention & Visitors Bureau; www.sanantoniovisit.com; 800-447-3372.



—14th Annual

IPMBA Conference

And more ...

Check it Out!

One of the many reasons to attend the annual IPMBA conference is the unique opportunity to visit with many of the companies that supply bike-mounted public safety personnel with the equipment they need to get the job done. This is your chance to review, compare, and even test the latest offerings from suppliers of bikes, uniforms, accessories, and so much more. It is also your chance to let them know what you like about their products, and what they can do to make them perform even better. Pre-conference and conference attendees alike will have ample opportunity to browse, as the exhibits will be open Wednesday, Thursday, and Friday. Here is a list of IPMBA's exhibitors and supporters from the 2003 IPMBA Conference; expect to see some familiar faces and some newcomers in 2004!

ACE Adventure Center ~ Alerte Systems, Inc. ~ Bell Sports, Inc. ~ Bound Tree Medical, LLC
Bratwear ~ Chiba Sports ~ Cop Pedalers ~ Cycle Source Group (Smith & Wesson)
Electric Vehicle Technologies, Inc. ~ EMS Magazine ~ Ergo, LLC ~ Finish Line
Fuji Bikes/Advanced Sports ~ Golden West Communications ~ J & B Importers
J.L. Darling Corp. ~ JEMS Communications ~ John E. Reid & Associates
Kryptonite Corporation ~ Law & Order Magazine ~ Law Enforcement Product News
Medical Research Laboratories/MRL ~ Michael's of Oregon ~ Mocean
Muscle Products Corp. ~ National Institute for Occupational Safety & Health
Olympic Uniforms/J. Marcel ~ Patrol Bike Systems, Inc. ~ Patrol Cycle, LLC
Patrol Cycles LLC ~ Police Magazine ~ R & B Fabrications ~ Rubel BikeMaps ~ Simunition
Terry Precision Cycling ~ TIDALFORCE/Wavecrest Laboratories
Trek Bicycle Corporation ~ United Uniform

It's time to "cowboy up" at the 14th Annual IPMBA Competition!

Yee-Haaa! Grab your toe-clips and your saddle and head on down to San Antonio for the annual IPMBA competition! If you think Texans only know rodeos, hold onto your helmet. This is going to be the biggest, baddest IPMBA obstacle course yet – in fact, it's gonna be as big as Texas.

The competition will be held in the heart of downtown San Antonio, mere blocks away from the site of a more heated "competition" known as the Siege of the Alamo. As the pre-competition parade passes through the Alamo Plaza, competitors will garner courage

Those who enter the competition will need to vow to ride strong and hard and to conquer every obstacle they face ...


from the memory of the 189 men who perished while defending the very ground upon which the competition will be held.

The defenders of the Alamo vowed to "die in these ditches rather than give them up to the enemy." Those who enter the competition will need to vow to ride strong and hard and to conquer every obstacle they face, just like they do on-duty, every day.

The competition site, whose location will not be revealed lest there be spies in our midst, is endowed with a few stairs and built-in challenges, but they will be just the beginning of the battle. The defenders of the competition site are busy building fortifications of the sort that only those with the courage of General Santa Anna dare face. And they won't reveal the plans, even if placed under siege for 13 days.

The massacre at the Alamo gave rise to the rallying cry, "Remember the Alamo!" during the Battle of San Jacinto, one of the most decisive battles in the world. That 18-minute skirmish secured Texas' independence from Mexico, leading to the Mexican War, which led to the acquisition by the United States of the states of Texas, New Mexico, Arizona, Nevada, California, Utah, and parts of Colorado, Wyoming, Kansas, and Oklahoma.

No small victory. And it will be no small victory celebration when IPMBA fires up the cooking pots and starts dishing up the Texas-style barbecue.

Grab your plate – it's Fiesta-time! 

Support our Corporate Members

IPMBA proudly recognizes the following organizations for their continued support and assistance to IPMBA and the profession of public safety cycling. They have helped to ensure that we can continue our mission of providing education, training, and resources for public safety cyclists worldwide.

Alerte Systems

Bill Stranathan

800-728-1536

www.alertesystems.com

Bill@alertesystems.com



Patrol Cycles LLC

Murline Staley

713-472-0894

www.patrolcycles.com

sales@patrolcycles.com



TIDALFORCE

Silvio Pappalardo

703-435-7102 x 179

www.tidalforce.com

silvio.pappalardo@wavecrestlabs.com



Trek Bicycle Corporation

Jason Schumacher

800-313-8735 x 4911

www.trekbikes.com

jason_schumacher@trekbike.com



To become a corporate member, contact Maureen at maureen@ipmba.org or 410-744-2400.

No express or implied endorsements are being made by IPMBA for any product, service, program, or organization.



14th Annual

IPMBA Conference

San Antonio Welcomes You

The San Antonio Story

By T.J. Richardson, PCI #139T/EMSCI#010
San Antonio PD (TX)
President, IPMBA

The City of San Antonio was founded in 1718 with the establishment of Mission San Antonio de Valero, which later became famous as the Alamo. That Mission still stands in the heart of downtown San Antonio, and is now one of the top tourist destinations in the State of Texas, along with the Paseo del Rio, more commonly known as the Riverwalk. The Riverwalk, which winds two-and-a-half miles through downtown, is lined with an amazing array of restaurants, shops, hotels and nightclubs. Policing these areas has been a challenge since their early development.

The Sheriff and the Texas Rangers provided early law enforcement in San Antonio, and in 1846, the San Antonio Town Council created the position of City Marshal, with a salary of \$50 per month. By 1857, the rapidly expanding population caused the Town Council to add the position of Assistant Marshal. The population grew from 8,235 in 1860 to 36,653 in 1890. In 1894, the city hired its first black policeman and proposed a resolution to hire San Antonio's first policewoman (she was finally hired in 1900, with duties to monitor female prisoners.) The population then stood at 53,321, making San Antonio the largest city in Texas. Both San Antonio and its police force continued to grow, and the Department purchased its first police car and motorcycle in 1910. Due to heavy traffic, jaywalking was outlawed in 1914,

military bases in the city, the population skyrocketed in the 1940's, growing from 253,854 in 1940 to 406,811 in 1950. Steady growth continued for the next several decades, and in 1986, the Downtown Foot Patrol Unit was established. By 1990, the population of San Antonio was 935,933, and that year the Downtown Bicycle Patrol was added to the Foot Patrol Unit.*

The idea of police on bikes was a hard sell to the city leaders, and the Downtown Bike Patrol owes its existence to the downtown businesses, which made generous donations of bikes and money. Several local organizations also held fundraisers for the unit, and as more bikes were added to the fleet, the city started to see the benefits. During the first month of operation, the unit had only five bikes, but the bike patrol officers made 288 arrests! Since that time, the

unit has evolved into the Downtown Foot and

Bicycle Patrol Unit. It is now comprised of 48 patrol officers, 46 of whom ride bikes full-time. It also has five sergeants and one lieutenant who ride, and a full-time civilian bike mechanic who maintains a fleet of over 300 bicycles. The unit operates two 10-hour shifts, seven days a week, and enjoys a great relationship with the downtown

However, the city of over one million still maintains its "small town" feel, and the 2000 or so San Antonio police officers do an excellent job keeping the city safe.

and the speed limit in Alamo Plaza was restricted to eight mph. By 1920, the population had reached 161,379. The last police horse was retired in 1926. The San Antonio Police Department made dramatic improvements in the 1930's, acquiring a radio system, purchasing newer and faster cars, and starting its first formal Police Academy. With five

City of San Antonio Police Department
Albert A. Ortiz
Chief of Police

An Organization of Value-Oriented People
Reflective of Our Diversity
Dedicated to Serving the Community
With Integrity, Honor, and Fairness
That All May Enjoy Justice, Equality
And Freedom Under the Law

August 15, 2003

Dear IPMBA Registrant:

It is my great pleasure to invite you to San Antonio, Texas, for the 14th Annual IPMBA Conference, which will be held here in May 2004. As the host city, we are honored and excited to have this conference here once again.

I am confident that you will undergo the highest quality of law enforcement, EMS and security bike training that the profession has to offer. With our bicycle friendly atmosphere, excellent riding opportunities and high caliber instructors, San Antonio is the perfect venue for this training. Recognizing that your purpose for being here is primarily to enhance your careers by attending training sessions, we sincerely hope that you schedule some time to enjoy the amenities available in our beautiful city.

San Antonio, with its winding Riverwalk and diverse ethnic and cultural background is one of the most exciting places in America. The city offers something for everyone -- stroll along the Riverwalk, visit the Alamo or the four other historic missions located throughout San Antonio, or tour downtown in a horse drawn carriage. You will quickly understand why San Antonio is the number one tourist destination in the State of Texas.

The members of the San Antonio Police Department look forward to demonstrating our ability, professionalism, and consummate public service as we have done so successfully during other major conferences over the years.

I encourage you to attend the IPMBA Conference and visit San Antonio.

Sincerely,

Albert A. Ortiz
Albert A. Ortiz
Chief of Police

214 West Nueva Street
P.O. Box 839948
San Antonio, Texas 78288

"An Equal Opportunity Employer"

(210) 207-7560
Fax (210) 207-4877
(210) 207-4889 (TTY)

businesses, residents, and tourists.

San Antonio's population continues to increase, hitting 1,251,200 in 2002. However, the city still maintains its "small town" feel, and the 2000 or so San Antonio police officers do an excellent job keeping the city safe. There are six substations throughout the city, and each one uses its officers on bicycle patrol for special projects in neighborhoods, large shopping complexes, or other areas in which officers can operate more effectively on bikes than in cars.

The members of the San Antonio Police Department, especially the bike officers, look forward to seeing you all in San Antonio. Come and experience the sights, the sounds, the food, and most importantly, the warmth and hospitality of our friendly citizens!

*Source: San Antonio Police Department website, www.sanantonio.gov/sapd.



Unparalleled Tech Support for the 2004 IPMBA Conference

How many bike patrols boast a fleet of 330 bicycles, a professional-grade bicycle shop and two full-time support personnel to maintain it all? Name the departments that put so much emphasis on bicycle operations that they hire world-class bicycle mechanics to keep

Bicycle Coordinator was appointed to oversee the fleet operations and ensure that the officers received the support they needed. As the fleet grew to 270 bikes, a full-time bicycle mechanic was hired as a permanent civilian employee of the department. That employee is Richard "Ricky" Schorlemer. He has a career in bicycle maintenance that spans some 20 years, and he has attended some of the most elite bicycle mechanic

IPMBA conference? The SAPD Bicycle Operations Team is on the scene! Supported by a full service shop and an impressive inventory of the best components for mountain bikes, we can have you on the road to training in less than one hour. We can strip your frame to its barest form and completely rebuild it in less than three hours. Not that we will, of course – that's a job for *your* fleet mechanic. All labor for emergency repairs and basic adjustments will be courtesy of SAPD and any replacement parts will be charged at wholesale + 30% by our contract parts supplier. Cash, check or credit card accepted.

The SAPD Bicycle Operations Team is ready to take you to the next level in service and support. Think big, think Texas. Think San Antonio, Texas, USA.



What happens if you break a spoke, trash a shifter or blow a tire while you are attending the IPMBA conference?

each and every bike in top emergency response condition? I have been involved in bicycle patrols for over 11 years and I can name only one: the San Antonio Police Department.

Since the inception of the first bike patrol in the downtown area in 1990, the San Antonio Police Department has supported the concept by providing excellent logistical support to its members. As the fleet neared 80 bicycles, a

institutions in the country. When he is not turning wrenches for SAPD, he is traveling with the U.S. Cycling Team as one of their chief mechanics. In the last few years, he has traveled with them across the U.S., South America, Canada and Europe, keeping the team bicycles in winning form.

What happens if you break a spoke, trash a shifter or blow a tire while you are attending the

Top Ten Things to Do in San Antonio

By T.J. Richardson, PCI #139T/EMSCI#010
San Antonio PD (TX)
President, IPMBA

Ten things to do in San Antonio? There are ten thousand things to do in San Antonio! How can I possibly limit this list to ten? OK, here is my biased list of the top ten reasons to come to San Antonio for the 14th Annual IPMBA Conference (aside from the training, of course!)

#1. The Paseo Del Rio – The San Antonio Riverwalk The San Antonio Riverwalk is the jewel of San Antonio. It is a river, a park, and a garden; a navigational waterway; a mecca of food, drink and dance; a cultural haven and the life blood of this community for over 300 years. Take a ride on a tour boat or – better yet – catch the Rio Trans river taxi and go for peaceful ride, enjoying the sights and sounds of the Riverwalk on either side of you. Afterwards, relax at one of the many restaurants or cafes that line the river and watch the world go "bayou."

#2. The Alamo What trip to San Antonio would be complete without a pilgrimage to its most famous mission and the cradle of Texas independence, the Alamo? It is located only minutes away from the Adams Mark. Linger in Alamo Plaza, browsing through the shops and visiting the museums and attractions associated with the history of the city.

#3. The Tower of Americas This soaring structure houses a restaurant, observation deck and nightclub that towers more than 700 feet over downtown. The restaurant revolves at one rotation per hour, giving you a breathtaking view of the city while you dine.

#4. Market Square Located within easy walking distance of the Adams Mark, Market Square offers a taste of Old Mexico, complete with every type of shop, curio and restaurant imaginable. Browse through the markets and pay a visit to the famous Margarita's Restaurant for its fine cuisine and, of course...a margarita.

#5. The Institute of Texas Cultures The Institute of Texas Cultures is everything Texas. It may surprise you to find that it is not only about cowboys, Indians and the great cattle drives of the west. Over 20 distinct ethnic groups settled Texas and made it what it is today: a strong and vibrant state that boasts more accomplishments and legends than any other state in the union. Bring it on, Pecos Bill!

#6. Sea World of Texas Located out on the west end of San Antonio, Sea World of Texas spans several hundred acres and is home to Shamu, the Anheuser-Busch Clydesdales, and thousands of sea creatures and birds, including sea lions and sharks. It also features a gigantic water park and thrilling roller coasters like the Steel Eel and Great White. Definitely more fun than you can have in a single day!

#7. Fiesta Texas One of the many theme parks owned by Six Flags and Warner Brothers, Fiesta Texas boasts some of the scariest rides in the world, including the Superman Krypton Coaster, the Rattler (guaranteed to rattle your bones), and the Road Runner Express. If rides aren't your thing, there are plenty of shows to entertain you and a huge water park to keep you cool.

#8. Schlitterbahn Touted as the world's largest water park at a whopping, Texas-sized 65 acres, this is the ultimate water park. It features miles of tube shoots, exciting hi-tech rides that let you

"hang ten" on a surf board, and plenty of lazy lagoons where you can sip something cool and relax in the sun and water.

#9. The Mission Trail Recently renovated, paved and expanded, the San Antonio Missions National Historical Park extends for 20 miles, starting from the most famous mission of all, the Alamo, linking four other fascinating 19th century missions. No-one who loves to cycle should miss this dedicated hiker-biker trail, which follows the scenic banks of the San Antonio River. Don't want to go alone? Catch the *Tour de San Antonio: the Mission Trail* on Saturday. This supported ride will be guided by the San Antonio Wheelmen.

#10. Golf San Antonio is home to a number of PGA-class courses, such as the Quarry, the Dominion, Hyatt Hill Country Resort, and La Cantera. There are also a host of award-winning municipal courses scattered throughout the San Antonio Area, including one just four minutes from the Adams Mark hotel. Throw a golf ball in any direction and it will land on a nice green.

OK, that's 10 things to do, and I haven't begun to scratch the surface on everything that San Antonio has to offer. Like the Japanese Gardens, the Botanical Gardens, Fort Sam Houston, the circus museum, the children's museum, the San Antonio zoo, the governor's palace, horse racing at Retama Park, Splashtown ... the list goes on and on. Bring the family and stay awhile!

For more information about San Antonio, visit www.sanantoniovisit.com.



—14th Annual—

IPMBA Conference

Instructor Course Registration Form

San Antonio, Texas ~ May 1 - 5, 2004

Become an instructor for the finest public safety cyclist organization in the world! Join the ranks of over 400 IPMBA-certified Instructors nationwide and help ensure that police officers and EMS personnel on bikes receive the top-quality training they deserve.

Since 1991, IPMBA Instructors have educated countless public safety personnel in using their bikes safely and effectively on the job. This intense course will increase your confidence, reinforce your understanding of the basic principles of police/EMS cycling, improve your bike-handling skills, and prepare you to communicate your knowledge to others. Teaching methods include in-class presentations, on-bike drills, and peer and self-critiques. You will learn to identify and correct improper technique; how to assist students in overcoming individual difficulties; and how to incorporate various methods of instruction into your courses.

When you have completed this course, you will be equipped with the skills you need to teach beginner and intermediate cyclists how to use the bike, not just as transportation, but as an indispensable tool for success on the job. Certification will be issued upon successful completion of the course requirements.

Important Information! Please Read First! In order to be eligible for the IPMBA Instructor Course, you must submit the following items: 1) *Instructor Application* and fee (call 410-744-2400, visit www.ipmba.org or email info@ipmba.org to request an application packet); 2) a copy of your *IPMBA Police/EMS Cyclist Certificate*. [If you are not already a certified IPMBA Member, you must submit the *IPMBA Membership & Certification Application* found in the Application Packet]; 3) a recommendation from your IPMBA-certified Instructor; 4) a letter of recommendation from your department; and 5) this registration form. Current IPMBA membership and certification are required. If your membership is not current, you may renew with this form.

Note: Applications are subject to review. If you have not met the above requirements and the pre-requisites described in the application, your course registration fee will be returned. We recommend that you wait for approval before purchasing non-refundable travel. The application fee is non-refundable. All paperwork must be received at IPMBA HQ by April 9, 2004. You must submit your completed Instructor Application prior to or at the same time as your Instructor Course registration form or your course registration form will be returned unprocessed. Course is limited to the first 35 students who meet all prerequisites. Course registration fee or purchase order MUST accompany this registration form. Spaces cannot be reserved without payment or with incomplete applications and/or registration forms. If you are also registering for the IPMBA Conference, please submit both forms at the same time.

COURSE LOCATION: Adams Mark, San Antonio (TX). **ACCOMMODATIONS:** See page 21. **COURSE LENGTH:** 40 hours (five eight-hour days). **COURSE LIMIT:** 35. **REGISTRATION DEADLINE:** Applications, Instructor Course registration forms, and all fees must be received by IPMBA by April 9, 2004. No walk-ins! **CONFIRMATIONS:** Detailed confirmation materials, including directions and a list of equipment needs, will be mailed to your home address. A list of required equipment can also be found on the training page at www.ipmba.org.

The IPMBA Instructor Course Registration Form

If you are attending the IPMBA Conference, May 6-8, please submit this registration form with your Conference registration form.

Name: _____

Home Address: _____

City, State, Zip: _____

Personal Phone: Cell Home _____

E-mail: _____

Department Name: _____

Department Address: _____

City, State, Zip: _____

➤ CHECK ALL BOXES THAT APPLY TO YOU

1. I am a current IPMBA Member (member # _____).
 renewing IPMBA membership (member # above; \$50 enclosed).
 joining IPMBA (\$50 enclosed).
2. I am an IPMBA-Certified Police or EMS Cyclist.
 not IPMBA-Certified yet, but my Police/EMS Cyclist certification application & \$10 fee are enclosed.
 awaiting my certificate. I submitted my membership and certification application on _____.
3. I am a current PCI/EMSCI (My instructor number is _____).
 a first time instructor applicant *and*:
 My application and \$125.00 fee are enclosed.
 I have been approved and my letter is enclosed.
4. I am a member of a police bike unit.
 a member of an EMS bike unit.
5. I am also registering for the IPMBA Conference
(Please submit forms together.)

**Detailed confirmation materials, including course logistics and a list of equipment needs, will be mailed approximately three weeks prior to the course.*

Payment Enclosed (Check all boxes that apply):

- \$450 Course Registration (includes lunch each day)
- \$125 Instructor Application (if applicable)
- \$ 50 Membership Dues (if applicable) New Renew
- \$ 10 Police/EMS Cyclist Certification (if applicable)

\$ _____ Total Enclosed

Please see Conference Registration Form for payment.

Check enclosed

Purchase Order (PO) _____

PO Dept. Contact: _____ Phone: _____

MC/Visa _____

Signature _____ Exp. ___/___/___

RETURN THIS FORM WITH PAYMENT TO:

IPMBA Conference

583 Frederick Rd., Suite 5B, Baltimore MD 21228

PH: 410-744-2400 ~ E-Mail: info@ipmba.org

Sorry, No Faxes.

Cancellation policy: Refund requests must be made in writing and postmarked by April 9, 2004. Refunds, less a \$25 administrative fee, will be processed following the conference. No refunds after April 9. Application fee, certification fee and membership dues are non-refundable. \$25 charge for returned checks.



14th Annual

IPMBA Conference

Registration Check List

In order to speed processing and avoid errors, please complete the following checklist prior to submitting your registration form. *Thanks!*

CONTACT INFORMATION. Required for nametags, mailing confirmation packets and for all correspondence.

- Have you included **ALL** your contact information (address including zip code, phone, fax, email; home and work info)?

CONFERENCE LUNCHES. Each year, IPMBA throws away hundreds of dollars in uneaten lunches. We'd rather use those funds to improve our member services. Help us avoid wasting both money and food by only checking those lunches you intend to eat!

CONFIRMATION PACKETS. Confirmation Packets will be mailed to those individuals whose registration forms are postmarked by April 9, 2004.

- Packets include: confirmed courses & workshops; list of required equipment & uniform requirements; travel & logistical information; bicycle shipping & storage details; on-site check-in instructions; and information about the Mountain Bike Competition.

IPMBA MEMBERSHIP. Required for pre-conference courses and discounted conference registration ("IPMBA Member Fee" on the registration form.)

- If you are a current or renewing member, have you included your IPMBA membership number?
- If you are joining IPMBA or renewing your membership, have you checked off the appropriate box AND included your \$50 membership dues in the total?

PRE-CONFERENCE TRAINING COURSES.

- Have you checked the box that corresponds to the pre-conference course that you are going to take?
- If you are enrolling in the *Instructor Course*, have you enclosed the separate registration form and submitted the Instructor Application (if applicable), pre-requisites, and fee?
- If you are enrolling in the *Instructor Course*, and attending the conference, have you submitted both the course and the conference registration forms in the same envelope? Have you and submitted the Instructor Application, pre-requisites, and fee?
- If you are enrolling in the *Survival and Riding Skills Development* or *Intermediate Police Cyclist Course*, have you enclosed a copy of your IPMBA-issued Police Cyclist Certificate (or equivalent) and a letter from your department authorizing you to participate in live-fire exercises?
- If you are enrolling in *Bicycle Rapid Response Team Training*, have you enclosed a copy of your IPMBA-issued PC Certification (or equivalent)?

14TH ANNUAL IPMBA CONFERENCE. (May 6-8, 2004)

- If you are attending the IPMBA Conference, have you selected the appropriate box?
 - *If you are joining or renewing with registration, or your membership is current, select "IPMBA Member Fee."*
 - *If you are not a member, or your membership has lapsed, select "Non-IPMBA Member Fee."*
 - *If you are attending ANY of the pre-conference courses, select "Pre-Conference Attendee Fee."*
- Have you reviewed the conference schedule and checked the boxes next to the workshops you wish to take? (**Page 2 of the Registration Form.**)
- Have you *carefully* scheduled those workshops to avoid conflicts in class time?
- Have you indicated which lunches you plan to attend? (**Help reduce wasted food and money — only select the lunches you intend to eat!**)
- If you are bringing a guest(s), have you checked the proper box and included the \$50 guest fee (covers two lunches and admission to the vendor area) for each?
- If you are attending any workshops involving live fire exercises, have you enclosed departmental authorization allowing you to do so?

FORM OF PAYMENT. Payment must accompany registration. Registrations received without correct payment or P.O. # will be returned unprocessed via first class mail.

- If your registration will be postmarked after April 9, 2004, have you included the \$25 late fee?
- Have you included the correct payment or provided a P.O. number?**
- If the enclosed payment covers multiple registrations, have you checked the appropriate box? (Multiple registrations **must** be mailed in together.)

- Have you addressed your envelope to:**

**IPMBA Conference
583 Frederick Road, Suite 5B
Baltimore MD 21228
NO FAXES**

- HAVE YOU COMPLETED BOTH SIDES OF THE REGISTRATION FORM?**



IPMBA

NAME: _____ DEPT.: _____ STATE: _____ PHONE: (____) _____

First Last

Thursday, May 6, 2004

Friday, May 7, 2004

<p>0800-0900 Opening Ceremonies</p>		<p>0800-0915</p> <ul style="list-style-type: none"> <input type="checkbox"/> Bicycle Use in Crowd Management (O2A) <input type="checkbox"/> Presentations I (I3A) <input type="checkbox"/> Fix-A-Flat (M3B) 		<p>0800-1045</p> <ul style="list-style-type: none"> <input type="checkbox"/> Bicycle Law Enforcement (C2A) <input type="checkbox"/> Drive Trains (M2A) <input type="checkbox"/> EMS Scene Safety with Practical Applications (E5A) <input type="checkbox"/> Funding Sources for Bike Units (A4A) <input type="checkbox"/> Officer-Involved Shooting: Tyler, Texas (O8C) <input type="checkbox"/> Slow Speed Skills (B9B) 		<p>0800-1215</p> <ul style="list-style-type: none"> <input type="checkbox"/> Advanced Off-Road Riding (B1A) <input type="checkbox"/> Advanced Skill Development (B2B) <input type="checkbox"/> Bicycle Rodders: A to Z (C3A) <input type="checkbox"/> Defensive & Survival Tactics (O4B) <input type="checkbox"/> Firearms Training for Bike Officers (Live) (O5A) <input type="checkbox"/> Introduction to Maintenance (M4A) <input type="checkbox"/> Search & Rescue: A New Terrain to Tame (G4A) 		<p>0930-1215</p> <ul style="list-style-type: none"> <input type="checkbox"/> Advanced Suspect Contact & Apprehension (O1A) <input type="checkbox"/> Physical & Medical Assessment for Bike Unit Personnel (F6A) <input type="checkbox"/> Traffic Enforcement for Bike Officers (O14A) 	
<p>0930-1045</p> <ul style="list-style-type: none"> <input type="checkbox"/> Effective PowerPoint Presentations II (I4A) <input type="checkbox"/> Injury Reduction through Conditioning & Stretching (F5B) 		<p>0930-1045</p> <ul style="list-style-type: none"> <input type="checkbox"/> Effective PowerPoint Presentations II (I4A) <input type="checkbox"/> Injury Reduction through Conditioning & Stretching (F5B) 		<p>1100-1215</p> <ul style="list-style-type: none"> <input type="checkbox"/> Advanced Problem-Solving (C1A) <input type="checkbox"/> Bike Injury Recovery & Rehab (F2B) <input type="checkbox"/> Continuous & In-Service Training (A2A) <input type="checkbox"/> Failure to Train: The Issues of Liability (A3A) <input type="checkbox"/> Keys to Better Course Management (I7A) <input type="checkbox"/> Volunteer Bike Patrols: Getting Started (G6A) <input type="checkbox"/> Women's Reproductive Health & Cycling (F7A) 		<p>1230-1330 Lunch</p>			
<p>0930-1215</p> <ul style="list-style-type: none"> <input type="checkbox"/> Administrative Issues (A1A) <input type="checkbox"/> Conquering Urban Traffic (B3A) <input type="checkbox"/> Deadly Force Encounters (O3A) <input type="checkbox"/> Diagnosing & Correcting Rider Error (I2A) <input type="checkbox"/> Minimizing the Impact of Bicycle Crashes (B7A) <input type="checkbox"/> Officer-Involved Shooting: Tyler, Texas (O8A) <input type="checkbox"/> Overcoming Urban Obstacles (B8A) <input type="checkbox"/> Slow Speed Skills (B9A) <input type="checkbox"/> Suspect Contact & Apprehension (O12A) <input type="checkbox"/> Three Mile Time Trial: Pre-Course Fitness Evaluation (G5A) 		<p>0930-1645 (All Day)</p> <ul style="list-style-type: none"> <input type="checkbox"/> PCI to EMSCI Transition Course (I8A) 		<p>1400-1515</p> <ul style="list-style-type: none"> <input type="checkbox"/> Bike Injury Recovery & Rehab (F2A) <input type="checkbox"/> Bike Unit Marketing 101 (C4A) <input type="checkbox"/> Building a Bike Training Obstacle Course Kit (I1A) <input type="checkbox"/> Drug Enforcement & Interdiction (C5A) <input type="checkbox"/> Effective Use of EMS Bikes (E2A) <input type="checkbox"/> State & Local Anti-Terrorism Training (O11A) <input type="checkbox"/> University 101 (U3A) <input type="checkbox"/> Youth Bicycle Education (C10A) 		<p>1400-1815</p> <ul style="list-style-type: none"> <input type="checkbox"/> Advanced Skill Development (B2A) <input type="checkbox"/> Intermediate Off-Road Riding (B5A) <input type="checkbox"/> Introduction to Off-Road Riding (B6A) <input type="checkbox"/> Defensive & Survival Tactics (O4A) 			
<p>1100-1215</p> <ul style="list-style-type: none"> <input type="checkbox"/> Building Strength & Speed through Proper Nutrition (F3A) <input type="checkbox"/> EMS Specific Equipment Needs (E6A) <input type="checkbox"/> Health Effects of Occupational Cycling (F4A) <input type="checkbox"/> Next Generation of Light Transport Vehicle: Why Switch (G3A) <input type="checkbox"/> Tactical Bike Patrol (O13A) 		<p>1400-1645</p> <ul style="list-style-type: none"> <input type="checkbox"/> Conquering Urban Traffic (B3B) <input type="checkbox"/> Firearms Training for Police Cyclists (O6A) 		<p>1530-1815</p> <ul style="list-style-type: none"> <input type="checkbox"/> Flying While Armed (G2A) 		<p>1700-1915</p> <ul style="list-style-type: none"> <input type="checkbox"/> Officer-Involved Shooting: Tyler, Texas (O8B) 			
<p>1230-1330 Lunch</p>		<p>1400-1515</p> <ul style="list-style-type: none"> <input type="checkbox"/> 101 Uses for Zip Ties (G1A) <input type="checkbox"/> Advanced Bicycle Fit (F1A) <input type="checkbox"/> Basics of Wheel Truing (M1A) <input type="checkbox"/> Bike Unit Marketing 102 (U1A) <input type="checkbox"/> Practical Tips for Preparing Successful Grant Apps (A5A) <input type="checkbox"/> Presentation Skills & Public Speaking (C6A) <input type="checkbox"/> Recognizing the Rave about Street Drugs (C7A) 		<p>1700-1915</p> <ul style="list-style-type: none"> <input type="checkbox"/> Officer-Involved Shooting: Tyler, Texas (O8B) 		<p>2030-2200</p> <ul style="list-style-type: none"> <input type="checkbox"/> EMS Night Operations (E3A) <input type="checkbox"/> PC Night Operations (O10A) 			
<p>1700-1915</p> <ul style="list-style-type: none"> <input type="checkbox"/> Flying While Armed (G2B) <input type="checkbox"/> Mission Trail (B10A) <input type="checkbox"/> Traffic Enforcement for Bike Officers (O14B) 		<p>1830-2200</p> <ul style="list-style-type: none"> <input type="checkbox"/> Officer Survival for Bike Patrol (O9A) 		<p>1900-1315</p> <ul style="list-style-type: none"> <input type="checkbox"/> Expert Off-Road Riding (B4A) <input type="checkbox"/> H&K Firearms Skills for Mountain Bike Officers (O7A) 		<p>2030-2200</p> <ul style="list-style-type: none"> <input type="checkbox"/> EMS Night Operations (E3A) <input type="checkbox"/> PC Night Operations (O10A) 			

Saturday, May 8, 2004

HOW TO REGISTER FOR WORKSHOPS:
Fill out your name! Check the boxes next to the courses you wish to take. Do not select more than one workshop per time slot. Verify that your selections do not conflict with one another. Be sure to select lunches only on the days you plan on eating with your fellow conference attendees. Register early—class sizes are limited!
(Codes in parenthesis are for office use only.)

EXHIBIT HOURS
 Wednesday: 1400-2000
 Thursday: 1200-1800
 Friday: 1100-1400

1700 Mountain Bike Competition (Register On-Site)

CONFERENCE SCHEDULE AND INSTRUCTORS SUBJECT TO CHANGE

LOOKING FOR GREAT IPMBA PRODUCTS?

Check out Hidden Gold Gifts & Collectibles!

Official Supplier of IPMBA Logo Merchandise

Great-looking products at even better-looking prices!



- *Polo Shirts*
- *Hats*
- *Henleys*
- *More*



"Visit IPMBA at www.ipmba.org"

IPMBA LOGO PRODUCTS: FOUND ONLY AT HIDDEN GOLD GIFTS & COLLECTIBLES

SHOP FOR GREAT PRODUCTS TODAY
www.hiddengoldgifts.com/IPMBA.htm

Email: hiddengoldgifts@comcast.net
Call: Chris at 615-394-8552

Cops On Bikes T-Shirts

For Fund Raising, Promotions and Community Awareness.

Joe Castagnaro 570-963-7667
744 Willow St. Scranton, Pa.
castanarrow@aol.com
castanarrow.com



Alerte Systems Trail Blazer

Super Bright LED Bike Light & Siren



FRONT and **REAR** Super Bright LED alternately flashing arrays and running lights along with Hi-Lo siren will get attention when you need it most.

Now comes with Long Use* water bottle battery!

Visit us on-line:

www.alertesystems.com to order or for more information on "Trail Blazer" and other Alerte products.

ALERTE SYSTEMS INTERNATIONAL, LTD.
"For Emergency Lighting - Just Turn Us On!"

E-Mail: info@alertesystems.com / Web: www.alertesystems.com
Toll Free: 1-800-728-1536

*3 to 4 weeks between charges



ONLY \$369⁹⁵
(suggested retail for any color combination)



The 2003—2004 IPMBA Board

PRESIDENT

Thomas J. Richardson ('05)
San Antonio PD, 240 E Houston
San Antonio TX 78205
210-271-9601
president@ipmba.org

VICE PRESIDENT

Kathleen Vonk ('04)
Ann Arbor PD, 100 N. Fifth Avenue
Ann Arbor MI 48104
734-994-2911
vp@ipmba.org

SECRETARY

Gary McLaughlin ('06)
Sacramento PD, 2700 Front Street
Sacramento, CA 95818
916-264-8290
secretary@ipmba.org

CONFERENCE COORDINATOR

Artie L. Gonzales ('05)
Topeka PD, 320 Kansas, Suite 100
Topeka KS 66603-3640
785-368-9075
conferences@ipmba.org

TREASURER

Michael Goetz ('04)
Seattle PD, 3001 South Myrtle
Seattle WA 98108
206-386-1850
treasurer@ipmba.org

EDUCATION DIRECTOR

Jim Bowell ('05)
Troy FD, 19 E Race Street
Troy OH 45373
937-335-5678 ext. 22
education@ipmba.org

INDUSTRY LIAISON

Monte May ('04)
Kansas City PD, 1200 E. Linwood Blvd.
Kansas City MO 64109
816-234-5510
industry@ipmba.org

EMS COORDINATOR

Edward Brown ('04)
Orange Co. Fire/Rescue, 6590 Amory Court
Winter Park FL 32792
407-249-6215
ems@ipmba.org

MEMBERSHIP COORDINATOR

Chris Davala ('05)
Maryland State Police, Ocean Highway
Berlin MD 21811
410-641-3101
membership@ipmba.org

Join IPMBA Today!

Mail with membership fee of \$50.00 to the **International Police Mountain Bike Association**, 583 Frederick Road, Suite 5B, Baltimore, MD 21228



Name _____ Title: _____
Home Address _____ City _____ State _____ Zip _____
Country _____ Home Phone () _____ E-Mail _____
Department _____
Department Address _____ City _____ State _____ Zip _____
Country _____ Dept. Phone () _____ Dept. Fax () _____
 New Membership Renewal (Membership Number _____)
 Police EMS Security Other _____ How did you hear about IPMBA: _____

Do not use this form to obtain IPMBA Certification. Call 410-744-2400 or email info@ipmba.org for certification application.



PATROL BIKE

S Y S T E M S

*"We put cops
behind bars"*

The most comprehensive one stop shop for all your patrol biking needs. Staffed by knowledgeable experienced cyclists who have been serving law enforcement for over 10 years. We not only sell bicycle equipment, but we ride them, build and service them and race them. We carry top of the line brand names at nationally competitive prices. Call us for firsthand experience on how we can assist you in your bike patrol needs.

We carry:

- Bicycles
- Bicycle Accessories
- Clothing
- Shoes
- Communications Equipment
- Law Enforcement Lighting
- Helmets
- Tools
- Books and Service Manuals

Patrol Bike Systems Inc.

PO Box 9308, St. Paul, MN 55109-0308

Phone: 651-773-8763 Toll Free: 800-208-2032 Fax: 651-773-8762

View our online catalog at www.patrolbike.com

R&B Fabrications, inc.

www.rbfab.com
www.mstrap.com
info@rbfab.com

MILWAUKEE STRAP INC.
A subsidiary of R&B Fab Inc.

20128 Rd. 138
Oakwood, Ohio 45873-9748
Toll Free 1-800-553-1911 Fax 1-800-742-5345



PANNIER MOUNTING SYSTEM

All of R&B Fabrications, Inc. panniers have been designed to simplify and speed the installation and removal of our panniers.

We use 2 inverted J hooks, which hang on the side rails of the rack and an elastic type bungee cord with an S hook to secure it to the bottom of the rack.

This system will work with practically every bicycle rack on the market. Panniers can be installed in a manner of seconds.

If a #1310 Trauma/O2 Pack is used, it must be removed first.

We recommend a heavy-duty rack, which mounts in the seat area and attaches to the frame in the axle area.

Our line of Bicycle Pannier has been designed by James Bowell of Troy Fire Department in Ohio. His expertise as an instructor and experience in this field has helped us to provide you with the best there is.

RACK MOUNT TRAUMA/O2 PACK

#1310 BK-QT

#1310 RB-QT

With Topeak Quick Track



Made of 1000 denier Cordura® nylon, the back side of the bag is nylon reinforced vinyl for easy cleaning and has self repairing #10 Ykk nylon zipper with a storm flap. White 3MTM Scotchlite™ Reflective Material and a star of life.

Designed for those who want the ability to quickly remove and remount the Rack Mount Trauma/O2 Pack #1310QT.

With the R&B Fabrications, Inc. Trauma/O2 Pack #1310 QT mounted on Topeak Quick Track Hardware and using a Topeak Super Tourist Rack, we offer you an option that cannot be beat when it comes to speed, ease, and convenience. Our standard #1310 Rack Mount Pack will remain the same, as always, which will mount to any bicycle rack.

O2/BVM PANNIER

#1323BK BLACK

#1323RB ROYAL BLUE

Designed to hold a "C" cylinder and a BVM on the back side with four clear vinyl pockets. Color: Black or Royal Blue.

Measures 15"H x 12"W x 7"D for 1,250 cu. in. of space. Wt. 80 oz.



#1323BK, 1323RB
O2/BVM, left side

#1326BK, 1326RB
AED, right side

#1363BK, 1363RB
6 pocket, left side

#1366BK, 1366RB
6 pocket, right side
BK- BLACK
RB - ROYAL BLUE



AED PANNIER

#1326BK BLACK

#1326RB ROYAL BLUE

The AED pannier has sufficient room for practically any AED on the market. Four clear vinyl pockets on the flap for miscellaneous supplies.

Measures: 15"H x 12"W x 7"W for 1,250 cu. in. of space. Wt. 80 oz.

6 POCKET PANNIER

LEFT SIDE

#1363BK BLACK

#1363RB ROYAL BLUE

RIGHT SIDE

#1366BK BLACK

#1366RB ROYAL BLUE

This pannier consists of 6 pockets of different sizes with 3 in the flap and 3 on the back side. The pockets have clear vinyl flaps to view the contents. These can be used as a pair or matched up with either the #1323 O2/BVM pannier or the #1326 AED pannier.
Measures: 15"H x 12"W x 7"W for 1,250 cu. in. of space. Wt. 80 oz.

Contents of these bags are not included.

BIKERS TRAUMA/O2 PACK

#1310BK BLACK

#1310RB ROYAL BLUE

See our website or catalog for complete details.



Call For the Distributor Nearest You: 800-553-1911

Order Desk Open from 8:00 AM - 4:30 PM EST

**Advanced Suspect Contact
and Apprehension**

Bicycle Law Enforcement

**Bicycle Use in Crowd
Management**

**Bike Injury
Recovery and Rehab**

**Building a Bike Training
Obstacle Course Kit**

*Building Strength and Speed
Through Proper Nutrition*

**IPMBA Security
Cyclist Course**

Failure to Train

Fix-A-Flat

**Injury Reduction through
Conditioning and Stretching**

**Keys to Better Course
Management**

Next Generation of Light

Transport Vehicles: Why Switch?



Wind *your* way through the
new workshops at the
14th Annual IPMBA Conference.

May 6-8, 2004
San Antonio, Texas, USA

**Officer Involved
Shooting: Tyler, Texas**

**Physical and Medical
Assessment for Bike
Personnel**

**Practical Tips for Preparing
Grant Applications**

*Presentation Skills and
Public Speaking*

**Recognizing the
Rave**

**Road Rules for
the Non-Cyclist**

**Search & Rescue:
A New Terrain to Tame**

Tactical Bike Patrol

Tour de San Antonio

Traffic Safety Grants

Volunteer Bike Patrols

**Volunteers in Police
Services**

2004 IPMBA Conference



INTERNATIONAL POLICE MOUNTAIN BIKE ASSOCIATION
583 FREDERICK RD., SUITE 5B
BALTIMORE MD 21228

PRESORT
STANDARD
U.S. POSTAGE
PAID
BALTIMORE MD
PERMIT NO. 3361

**Open today.
Go to Texas in May.**