

WINTER 2016

ipmba



news

IPMBA: PROMOTING AND ADVOCATING EDUCATION AND ORGANIZATION FOR PUBLIC SAFETY BICYCLISTS.

VOL. 25, No. 1

## Collaboration is Key

by Maureen Becker  
Executive Director

Some of the least tangible but most important benefits associations like IPMBA offer are networks that facilitate collaboration and cooperation.

IPMBA is somewhat unique amongst public safety organizations in that it actively encourages members of the law enforcement, emergency medical services, and security sectors to unite around the common goal of delivering services via bicycle. Members of these sectors are frequently called upon to work together on a scene, so why not join together for training and networking?

Much of the training offered during the IPMBA Conference is designed to foster these interagency relationships. Unlike most local classes, at the conference, the Police, EMS, and Security Cyclist Courses are blended into one referred to as the "PESC". The Police-EMS-Security Cyclist II (PESC II) Course takes the training up a notch, adding more joint operations and scenarios. The Instructor Course, the Maintenance Officer Course, the Bicycle Response Team Training, Krav Maga, and most workshops also invite all branches of public safety cycling to participate. This type of experience is invaluable as police and EMS frequently find themselves at the same scenes. And if the situation occurs within an area that hires supplemental security personnel, they are likely to be in the mix as well.

Interagency collaboration within each sector is also facilitated by a commonality of training. This issue's *Special Report on the Papal Visit* illustrates the importance of training to the same standard. When faced with the shortage of EMS Cyclists within his own agency, Philadelphia Fire Department EMS Executive Officer Ray McCahery turned to IPMBA for a list of agencies trained to the IPMBA standard so he could confidently extend an invitation to area units to supplement their own personnel. In surrounding Montgomery County, where the Pope resided during his visit, Detective Michael Gommer of Upper Dublin Police Department conducted seven Bicycle Response Team Trainings for nearly 40 officers representing 16 agencies. He did this to ensure that all members of the Montgomery County Major Incident Response Team Bicycle Response Team would recognize and respond consistently to the leaders' commands.

Another form of collaboration involves fostering relationships with the companies that produce goods and services for public safety bike use. This 14<sup>th</sup> Annual Product Guide provides ample proof of the benefits of doing so, particularly the ability to offer suggestions for modifications to enhance the functionality, practicality, and marketability of a product. Many of these companies support IPMBA as conference exhibitors and sponsors, advertisers, and/or participants in IPMBA's Product Purchase (discount) Program.

Maximize the benefits of collaboration by joining your fellow public safety cyclists in Asheville for the 26<sup>th</sup> Annual IPMBA Conference, April 23-30, 2016. There is no better opportunity for joint training, networking, establishing industry relations, and preparing for interagency bicycle operations.

**Work Hard. Train Harder. IPMBA.**

## IPMBA Welcomes Keynote Speaker John-Michael Keyes

### The "I Love U Guys" Foundation

by James Englert, *PCI # 1081*  
Arapahoe County (CO) Sheriff's Office  
IPMBA Industry Liaison

Hopefully you will be able to attend the IPMBA conference in Asheville, North Carolina, April 23-30, 2016. One of the many highlights is our keynote speaker, John-Michael Keyes. John-Michael is the founder of The "I Love U Guys" Foundation. I've heard him speak several times, and each time I walk away with a new insight on school safety and preparedness.

In the last year and a half, I've become good friends with John-Michael. I reached out to him after the shooting at my high school on December 12, 2013. At that time, I was looking for a perspective on everything going on, especially from a different point of view than mine.

I knew John-Michael would have a different perspective. He and his wife, Ellen, lost their daughter, Emily, in the 2006 school shooting at Platte Canyon High School in Bailey, Colorado.

During the time Emily was held hostage, she texted "I love you guys" and "I love u guys. k?" to her parents. That is how

(Continued on page 34)

## inside

Board of Directors.....	31
Corporate Members.....	20
Instructor Corner .....	31-33
Issue Focus: Product Guide:.....	5-22
BioLogic .....	10
Cygolite vs. C3Sports .....	13
EPIC-id.....	7
Haix Black Eagle .....	6
Interbike 2015.....	5
ISM Saddles .....	8-9
Philadelphia Bike Show .....	15
Product Purchase Program .....	17-19
Supplier Listing .....	21-22
Tiger Eye Mirror .....	11-12
Member News .....	29-30
Special Report: The Papal Visit.....	24-28
Beyond Philadelphia .....	28
Doing the Reverse Rocky .....	27
Holy Bike Patrol! .....	26
In the Spirit of Cooperation .....	24
Twin "W" and the Papal Visit Stand-By. 25	
President's Column .....	2

# Training: What is the Minimum?



**T**his is a question that police executives often ask themselves. What is necessary, what is optional, and what can we afford? Balancing a budget and finding ways to effectively use precious taxpayer funds requires tough decisions and establishing priorities. Training budgets have been sacrificed all too often, especially since the economic downturn of

2008. While there has been some recovery, they have continued to suffer in most of the country. Reductions in training are often viewed as having little impact, but I think now we are reaping the consequences of those short-sighted decisions.

Law enforcement nationwide is navigating through some rough seas. Many voices are calling for reform, accountability, increased scrutiny and even changing standards. The one subject I hear about far too infrequently is training, especially the lack of it. With perhaps a few notable exceptions, I think we have always fallen short of providing *enough* training, especially in core functions. In every one of the high-profile, controversial police uses of force, I clearly see the consequences of this failure to recognize that training is a vital investment.

In my home state, Illinois, a new law took effect January 1<sup>st</sup>, requiring annual mandatory training for police in various essential topics, including the use of force. The question remains: how is it that use of force has not *always* been the subject of mandatory annual training? This is the same state that some years before reduced the mandatory firearms qualification from fifty to thirty rounds. While annual firearms qualification can hardly

be called training, it is clearly symptomatic of a lack of concern for training in general.

The Chicago Police Department, reeling from recent controversial force cases, is now mandating training for the proper response to those suffering from mental health issues. While I applaud this type of training, especially since we are tasked with dealing with the consequences of reductions in treatment for the mentally ill, the same question comes to mind.

How is it that it has *not* been part of core training for at least the last decade? We must also ask what other vital training has been neglected? It is especially important to engage in regular (at least annual) training in defensive and control tactics, less than lethal weapons, firearm tactics, active killer response, and a host of others as they relate to job assignment.

We must then not neglect to train our most important tool...our minds. Without training, it is unreasonable to expect officers to professionally deal with the belligerent, rationally handle the irrational, see clearly through chaos and make good decisions without fear of reprisal.

Training is the path to community understanding and cooperation. It is the neglected investment that is now costing cities hundreds of millions in damages and immeasurable costs in legitimacy. Asking "*What is the minimum?*" is the wrong question and leads down the wrong path. We should be asking, "*What is enough?*" and building for the future from there.

In every one of the high-profile, controversial police uses of force, I clearly see the consequences of this failure to recognize that training is a vital investment.

...IPMBA's *Fundamental Skills for Public Safety Cycling* DVD in your training toolkit\*...

...It's a deal at \$25\*! Check out a clip at [www.youtube.com/tpmbavid](http://www.youtube.com/tpmbavid) and order your copy now.

\*Plus shipping and handling \$40 for non-members.

Made possible through the support of Mocean, manufacturers of technical law enforcement and bike patrol uniforms.

*The Complete Guide to Public Safety Cycling* SECOND EDITION

**For your copy call**

**Toll free:**  
(800) 832-0034

**Switchboard:**  
(978) 443-5000

**Customer service:**  
ext. 8197

**Online:**  
[www.jblearning.com](http://www.jblearning.com)

**\$41.95 • Paperback • 264 Pages • © 2008**

# POLICEBIKESTORE.COM

Fulfilling all of your Police, Security and EMS Bike Patrol needs from Wheel to Wheel and Head to Toe



**Max Combo Package**

## Fuji Police Bike Combos

**Bike Combo Includes:**

- Police Bike ▸ Lights ▸ Bag ▸ Helmet

NEW Fuji Code 3-XT Police Bike  
30 Speed with Shimano XT Components

**SHOP NOW**

[www.PoliceBikeStore.com](http://www.PoliceBikeStore.com)

## Accessories and bike specific uniforms



**MaxPatrol-600 Bike Patrol Light**



- ▶ Fed Government CCR Registered Cage Code #4D3A1
- ▶ Secure Online Ordering and Nationwide Shipping
- ▶ Accepting Purchase Orders with Net 30 terms
- ▶ Specializing in complete outfitting from a single bike to an entire fleet

Everyday Low Prices with additional Quantity Discounts and Package Deals available

**Bicycles - Lights - Bags - Accessories - Uniforms**

▶ Order Online at [PoliceBikeStore.com](http://PoliceBikeStore.com) or by phone at 973-366-5868 ◀

Tele: 973.366.5868 Fax: 888.773.1427 Website: [PoliceBikeStore.com](http://PoliceBikeStore.com) Email: [info@policebikestore.com](mailto:info@policebikestore.com)



FRIENDS DON'T  
LET FRIENDS  
RIDE JUNK

# VOTE VOLCANIC 2016



APPROACH PATROL BICYCLE

## The Toughest Patrol Bikes On Earth!



Available in 26", 29" & 27.5" wheels

Hand Built - Made in the USA



Built specifically for Bicycle Patrol to the standards required to withstand the rigors of daily patrol.

- \* Lifetime Frame Warranty
- \* Proven Components
- \* Longer Service Life



[www.VolcanicBikes.com](http://www.VolcanicBikes.com)  
[info@volcanicbikes.com](mailto:info@volcanicbikes.com)  
 509-427-8623





## The IPMBA Product Guide

Welcome to the fourteenth annual IPMBA Product Guide! This year's guide begins by highlighting Interbike 2015 and concludes with a list of suppliers who support IPMBA. The Product Guide keeps you informed about the latest and greatest in public safety cycling products and services, and remember: the Product Guide also saves you money when you take advantage of all the IPMBA member-exclusive deals! *Pages 5-22.*

### Interbike 2015: The Show of the Year

by Ramon Colon, *PCI #825*  
*Metropolitan (DC) Police Department (retired)*



**O**n September 16-18, 2015, the Interbike Expo was held at the Mandalay Bay Hotel and Convention Center in Las Vegas, Nevada. Thousands of vendors, representing bicycle frame builders, nutritional products,

clothing companies and distributors of bicycle equipment and parts makers from all over the world were present. I was honored to have the opportunity to represent IPMBA at the "show of the year".

From the frame building industry, **Specialized** displayed their new line of mountain bikes and road bicycles, including their new Venge. They put a lot of work in refining the Venge for 2016, and claim it is more aero, lighter, and faster than the predecessor model.

In addition to featuring their 2016 line, **Pinarello** also displayed the bicycle used by Bradley Wiggins while smashing the hour record. The bike has the thinnest frame I have ever seen. If you look at it from the rear, you won't see more than three inches in width from the skewer left edge to the right edge and maybe an inch from the seat tube to the saddle. We are talking about a real blade.

In my visit to the Korean bicycles section, I saw a unique bicycle made by **Bygen**. This bike is designed for commuters. The handle bar folds in half for better storage, and it does not have a crank or chain. There is an arm on both sides that is directly connected to the rear hub. The hub is an integrated Shimano four speed gear system. It looks more like a mountain bike, but with thinner tires and 24" size wheels.

During my walk, I saw famous bicycle and components builders like **Valentino Campanolo** and **Tulio Sarto** as well as



Valentino Campanolo and Ramon Colon

reps from **Pinarello, Cannondale, Basso, Bianchi, Argon 18, Specialized, Botecchia, Trek, Cipollini, and DeRosa**, just to mention a few.

In my journey through hundreds of vendors, I was able to distinguish some companies that make products that can be very practical for our daily jobs. **Sealskinz** makes gloves and socks that are 100% water proof. **Fabric** makes a water bottle with an indented cavity to

hang in the down tube and seat tube by just placing a plastic screw rather than a bottle cage. **Interlock Co.**, makes a seat post with wires and a lock stored inside the seat post. Just pull out the lock and cable and then shove the cable back inside the post once you are done using it. Very practical. **Thule Company** is debuting an extensive line of backpacks and panniers for the cyclist and the bicycle. Some are 100% waterproof, retro-reflective to the light, and available in bright colors.



**Bell Helmets** is expanding their helmet line and offering the MIPS protection system in some of the new helmets. They are also using the **ICE Dot** lifesaving gadget attached to the helmet that connects directly with your telephone and calls emergency services if you crash and are unable to call for help. Emergency services are also able to locate the person by tracking the telephone location. Other helmet companies, including **Kask, Specialized, Giro, Lazer, and POC** are also using the ICE Dot system. A couple of helmets that captured my attention were the Bell Super 2 and the

*(Continued on page 6)*

## Haix Black Eagle Series Athletic 11 Low

by Paul Hollingsworth, PCI #468  
Orange County (FL) Sheriff's Office

Let's start with the basics. Upon unboxing the Black Eagle, it is instantly apparent that this is a solid, well-built shoe. In addition, considering its intended purpose – a police bike shoe – it is, without question, the best-looking shoe in its category.

The Black Eagle is a fairly complex shoe, consisting of numerous technical parts. This includes an inner sole made of EVA/TPU\* materials that are not only lightweight, but also provide cushioning and support. Pronation support is built into the shoe via an asymmetrical TPU to stabilize the heel. Supination support is provided by an inner sole made of a strong, spring-back material.

In breaking down this shoe, the upper is a mixture of rubber, breathable nylon, and soft leather. There is a solid rubber toe cap that is ideal for riding with toe clips. It protects the toes, and helps to keep the shoe dry when caught in less than ideal weather. The breathable nylon area on the top of the shoe flows plenty of air, keeping the feet comfortable even when riding in the hot, humid Florida weather.

There is a stiff shank for support, which helps prevent the pedals from imprinting on your feet. The shoe is still flexible enough to allow you to run, jump, climb fences, and catch bad guys. The sole is very grippy on almost all surfaces and never squeaks. The lacing system consists of a single-pull lace that provides an even closure of the shoe. It is super-fast and easy to operate.

I have worn this shoe every workday for four months and it shows no signs of wear. Try as I may, the only negative I can find with this shoe is the lack of some type of reflective material on the heels.

Sizing is a little large; I normally wear a 10.5 in all shoes, including my Haix boots, however, I wear a 10 in the Eagle Series Shoe.

For those of you up north looking for a waterproof shoe, Haix makes this same shoe in a breathable GORE-TEX labelled "Athletic 10 Low". They also make it in an all-leather GORE-TEX labelled "Tactical 20 Low".

The shoe retails for \$129.00; however, Haix sells it on their site for \$109.00 and I have found it a little cheaper on other sites. Haix participates in the IPMBA Product Purchase Program, offering \$10 off plus free shipping and returns.

I feel this shoe is definitely a good value for the money, considering its durability and good looks.



\*Ethylene vinyl acetate (EVA) is the copolymer of ethylene and vinyl acetate. It is an extremely elastic material that can be compacted to form a porous material similar to rubber, yet with excellent toughness. Thermoplastic polyurethane (TPU) is any of a class of polyurethane plastics with many properties,

including elasticity, transparency, and resistance to oil, grease and abrasion.

Paul is a 25-year veteran of the Orange County Sheriff's Office and is a member of Tourism Oriented Policing Service (TOPS) Unit. He was certified as an IPMBA Police Cyclist in 2000 and as an IPMBA Instructor in 2001. He has attended the IPMBA Maintenance Officer Certification Course. When not riding his bike, he can often be found riding his motorcycle or competing in inline speed skating events. He can be reached at paul.hollingsworth@ocfl.net.

## Interbike

(Continued from page 5)

**Bern** helmets. They look very strong and practical.

**Gator Garage/Storage Elevator** is a company that makes bicycles storage lifters to open more space in a garage or at a storage facility at a police, EMS, or fire station. They are very practical, save space, and can lift from 170 to 270 pounds of bikes and equipment, depending on which model you buy.

All the above mentioned companies and companies like **Qore Performance**, **Gita Sporting Goods**, **Osmo** hydration, **Bonk Breaker** nutrition, **Blue Sport** anti-chafe cream, **RST GreenEnergy Suspensions**,

**Albatici**, **4id** safety lights, **Triatir USA**, **Recon Instruments**, **Boom!** nutrition, **FZ Imports**, **Bell Helmets** and **Thule Co.** expressed an interest in our Product Purchase Program and may soon offer very attractive discounts to our membership. Since the show, **Albatici** and **Storage Elevator** have already joined the program.

Ramon recently retired from the Metropolitan Police Department in Washington DC. He was certified as an IPMBA Police Cyclist in 2002 and as an IPMBA Instructor in 2005. He has also completed the IPMBA Maintenance Officer Certification Course and other advanced training. He is an avid road cyclist and was a multiple medalist in the 2015 World Police and Fire Games. He can be reached at portoesiti@aol.com.

Photos courtesy Maureen Becker.



## EPIC-id:

# A Tool for Riders and First Responders

by Robert Dunivin, *EMSCI #205*  
*Los Angeles (CA) Fire Department*

As I write this article, I am trying to decide whether it is a product review or a training alert for public safety responders. That's because whether this product is something that would interest you as a cyclist or outdoor sportsperson or not, as a first responder, you should be aware of this product and know how to identify and use it for a patient's best interest.

The EPIC-id is a USB Emergency ID that is worn on the wrist like a medic alert tag or other ID tag. The difference is that the EPIC-id stores pertinent medical and emergency contact info electronically on/in the bracelet. It is basically like a wrist-worn flash drive. The clasp is the USB connection. In an emergency, first responders can connect the EPIC-id to their on-board computers and access your medical information. Once you input your medical information, it stays on the EPIC-id flash drive, not on a computer or on a cloud. No software to download and no subscriptions to pay.

The EPIC-id has a saltwater-safe USB and is PC- and MAC-compatible. It has a stainless steel Click-Secure Closure™ and a custom fit, hypoallergenic silicone band (you basically cut it to fit). The Epic-id only comes in three colors: red, black, and white. The metal closure is marked with a red cross and the USB symbol. You have the option for a custom ID tag to be attached to the band. The cost ranges from \$30.00 to \$40.00, plus \$15.00 for the optional custom ID tag.

The information page contains fields for emergency contact information, a photo, and a physical description. There are tabs for doctor contact details, blood type, and medical issues,

including medications and allergies. There are also blocks for special instructions.

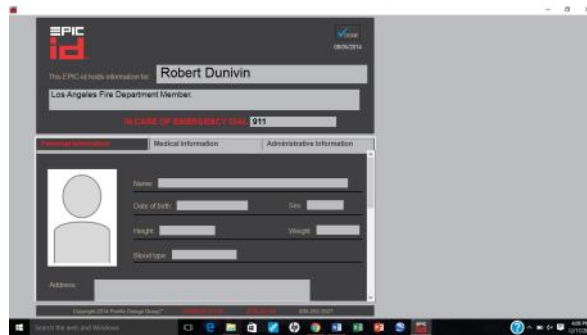
To me, it is as comfortable as wearing a watch. It was easy to input my information, and easy to update. Among the few problems I encountered, the first time I connected it to a computer, it didn't just automatically pop up; I had to search for it. I did not try it in an Apple device, just a PC. I also was unable to access the data on our Panasonic Tough Pads, which are the platform for our ePCR's (Electronic Patient Care Reporting), or our apparatus Mobile Dispatch Computer.

This is not the fault of the device; it is because our department has locked out the USB ports. For us, this creates difficulty in gaining access to the patient's information on scene; however, if the patient is transported to the hospital, they will be able to access it on their computers. Not all agencies lock out their USB ports, so it is important to know if yours are. I will be contacting our administrators to work on a fix for our computers so that we can access the devices on scene of an incident.

So like I said in the beginning, whether you are interested in purchasing this type of device for personal use or not, as a first responder, you should at least be aware of it and how it is used. It is a good tool to have for the "John Doe" victim you may encounter.

Currently EPIC-id is not on the Product Purchase Program; however, you can order it online at [EPIC-id.com](http://EPIC-id.com) or you can find them at Brookstone, Meijer, and the Sharper Image.

*Bob holds the rank of Engineer with the Los Angeles Fire Department and has been a member of the Los Angeles Fire Department Bike Medic Team since 2004. He has been an IPMBA Instructor since 2008. Bob currently serves on the Industry Relations and EMS Committees for IPMBA. He can be reached at [rdunivin@gmail.com](mailto:rdunivin@gmail.com).*



Buy an IPMBA  
Bicycle Headbadge  
for YOUR bike!

Call 215-266-4878 or  
email [jen@jen-green.com](mailto:jen@jen-green.com).  
Available in  
Silver (\$100) or Bronze (\$75)



Something for everybody.  
Shop IPMBA now!  
[www.emergencystuff.com/IPMBA](http://www.emergencystuff.com/IPMBA)



## ISM Continues to Innovate

by Craig Lepkowski, PCI #1180/EMSCI #272  
Lake Forest (IL) Police Department  
IPMBA Secretary

Two years ago, I was fortunate enough to stop by the Innovative Saddlemaker (ISM) booth at the IPMBA Conference and chat about seats with Laura Toll. Laura explained how she and her husband, Steve (a former Tampa Police Department bike officer), began the company in 1997 with the goal of designing a bike saddle that would reduce or eliminate rider discomfort. By 1999, they had patented the saddle design concept, making a significant improvement in saddle design. From that first design, ISM has developed a comprehensive line of saddles for men and women, improving biking comfort along the way.

Never one to shrink away from comfort and innovative products, I got a saddle for myself and one for my wife. We are both avid recreational bicyclists, and I patrol and instruct on a bike whenever I can get out of the office.

There are a lot of different saddles available on the market. Everyone seems to have slightly different ideas on shape and stuffing, size and angle. There are solid saddles and cutout saddles. Companies offer narrow seats, wide seats, firm plastic seats and soft plush seats. There are seats filled with foam or gel, seats of hard plastic and less-forgiving rubber. None seem to have combined all the best attributes in the perfect harmony that ISM seats provide. The Peak\* saddle I have isn't a traditional cutout – it's really more of a short-nosed saddle that is split down the middle.

The saddle was a little cumbersome to place on the seat post and find the correct angle. Luckily, it comes with an appropriate amount of rails to allow for differing angles and distances from the handlebars. After a few rides and some small adjustments, I found my comfort zone. In fact, once I got it properly positioned, it turned out to be one of the most comfortable saddles I have tried. I am able to ride long distances or long durations with little to no numbness or soreness. I haven't heard any complaints

from my wife in regards to her comfort on her Typhoon saddle, either.

Over the many times I've ridden and through all kinds of weather, the saddle has held up admirably. I've packed my bike in my SUV, stored it in my tool shed, ridden on- and off-road, left it out in the sun and rain, and flipped it upside down for maintenance. Despite all that use (and some might say misuse), the saddle shows very little wear and tear and the color has not faded at all.



One of the wonderful aspects of ISM is the number of saddle options they produce. The company creates, and has for sale on its website, 26 different versions of saddles. There are options that vary in width and comfort level, harder seats and seats with more cushion. They have saddles they recommend for specific activities and others for general riding.

The ISM saddles do a very good job of accommodating as many different body types and riding styles as possible. The seat rails allow for adequate options for moving the saddle forward or back and adjusting the angle dependent on personal preference. Only a very particular and individually fuzzy rider would not be able to find a comfortable setting for the saddle they choose. The saddles do take some time to get used because of the different pressure points, but after a few rides, I found the saddle taking most of my discomfort away and minimizing any numbness after a long ride.

The website also has a ton of information about the saddles, such as proper positioning for different bikes, body

types, and activities. There is a set-up guide which explains, in detail, all the options and reasons for the different positions, including fore/aft position, saddle height, and saddle angle. This section contains videos demonstrating the proper set-up for triathlon, road, mountain, hybrid or fitness, cruiser or casual, and city or commuter bikes. For those who aren't fully satisfied by all that information, the company offers a number of "medical images – how to sit on ISM saddles" links.

In summary, biking is never going to be a pain-free endeavor – we must rest our body weight somewhere – but ISM does an impressive job of transferring the weight to a rider's sit bones and taking the pressure off other important parts of the anatomy.

ISM saddles cause the rider to sit centered on the bike and balance their weight better – redistributing the weight off the perineum area. This takes a little time to adjust to, but once I learned how to balance myself and even out my pedaling, I was quite comfortable taking longer rides. I've been very happy with my ISM saddle and I would recommend trying out their saddles to see which one fits your needs and comfort level.

### Pros:

- Reduces/nearly eliminates numbness
- Durable
- Offers many saddle options for different rider preferences
- Cost is appropriate for the quality
- Customer service is quite impressive and responsive
- Does not interfere with trunk bags
- Sleek and clean design/appearance
- A Product Purchase Program Member (offering 50% off + free shipping) and IPMBA Conference Exhibitor

(Continued on page 9)



## AHHHH!!!! No More Numbness!

by Mo Ibrahim, PCI #1326-B/EMSCI #321-B  
Metropolitan (DC) Police Department

How many times do you pedal your bike, then coast, and then get up off the saddle? Those few seconds of relief are great, right? What if you could feel that blood flow and relief while on your saddle?

I work full-time as a Mountain Bike Tactical Officer for the Metropolitan Police Department in Washington, D.C. The Nation's Capital is a great place to be a bicycle officer. You know what isn't great? The numbness I used to feel while riding my bike. I have been riding for the last seven years. That is way too many years to feel numbness in my lower body. In order to keep riding for years to come, I needed a better solution. I needed a saddle that would eliminate the pain, and help me enjoy my time patrolling.

At my last IPMBA conference, I visited the Exhibit Hall, which has a lot of great products for public safety cyclists. What caught my eye was the ISM Saddles booth. Laura, who is the Strategic Commander for ISM, introduced me to her products. I was very interested in a new saddle, but wondered if it would really make a difference. I decided to try one out, figuring it couldn't be any worse than what I have been feeling for the last couple years.

The ISM Peak PM 2.0 is a KEEPER! This is my new mountain bike saddle. I don't want to ride my bike with any other saddle. This saddle is designed to help with the blood flow to your lower body. I cannot believe the relief I am feeling. I can finally patrol, and focus on my job, as opposed to riding and frequently having to get up off the saddle.



Photo courtesy Mo Ibrahim

Remember, the most important point of contact of a mountain bike is the saddle. We teach this in our IPMBA Basic class, so why not put it into practice? I will not ride my bike without this saddle, and I would definitely recommend it to anyone who puts in a lot of miles on a bike, either on- or off-duty.

*Mo has been on the MPD's Mountain Bike Tactical Unit for seven years, and has used the mountain bike during many operations. He has patrolled on bike during the day shift, where burglaries were on the rise, and during the evening hours, when robberies and thefts were also increasing. He has worked the last two Presidential Inaugurations on the bike. He taught the Bicycle Response Team Training and a Nightlife District Operations and Tactics workshop at the 25th Annual IPMBA Conference in Chandler, Arizona. He can be reached at [Mohamed.ibrahim@dc.gov](mailto:Mohamed.ibrahim@dc.gov).*

## ISM Continues to Innovate

(Continued from page 8)

### Cons:

- The variety of the saddles creates a need to try before you buy, which makes on-line ordering a challenge; however, they provide dealers with a demo kit of six options for shoppers to try.
- The shorter (or missing) nose is not conducive to the stair carry skills taught to IPMBA students. (It doesn't make the skill impossible, just a little more precise and difficult.)
- Some chafing is possible when shorts/seams line up with the outer edges of the saddle.

Visit [www.ismseat.com](http://www.ismseat.com) for more information and/or to purchase. Be sure to identify yourself as an IPMBA member to

take advantage of the discount. And if you get overwhelmed by all the information, don't hesitate to give Laura a call. She'll be happy to help.

\*The updated version of the Peak is the PM 2.0.

*Craig has enjoyed riding at his department for many years and was honored to assist with the development of the department's bike unit. Impressed with the IPMBA Course he attended in 2009, he attended the Instructor Course in 2010 and has enjoyed teaching bike skills ever since. Never one to say "no", Craig was elected to the IPMBA Board in 2013 and is currently serving as Secretary. He looks forward to helping maintain IPMBA's position as the top-notch provider of public safety bicycling instruction. He can be reached at [lepkowsc@cityoflakeforest.com](mailto:lepkowsc@cityoflakeforest.com).*

## BioLogic Argus Safety Lights and WeatherCase

by Jared Williams, PCI #1214  
Tacoma (WA) Police Department

**B**ioLogic is a company that offers numerous bike accessories. This review will cover a set of lights and a weather-proof cell phone case.

### Argus Safety Lights

The Argus light system is a compact, front and rear LED lighting system. The front is white; the rear is red. Each light contains a pair of CR2032 batteries, which power the LED lights. The lights are activated by pushing the LED lens. There are two modes, solid-on and blinking. The lights consist of a machined aluminum body and use weatherproof seals to keep the water out. Mounting is simple, utilizing an adjustable rubber strap for attachment to various sizes of seat posts and handlebars. Once mounted, the lights are adjustable up to 60 degrees to achieve the desired angle.

Upon receiving the lights for testing, I was initially impressed with quality I observed. They appeared to be solidly built, though I



was slightly skeptical of the mounting system. When I turned on the rear light, I was pleased with the brightness and the ability to toggle through the solid-on and flashing modes. When I turned on the headlight, it was extremely dim, as though the batteries were dead. My theory was confirmed when I tried the batteries from the tail light in the headlight, and it powered up bright. I would not use the white light to see in dark conditions; it is better suited to be utilized to be seen by other riders and/or drivers.

I contacted BioLogic via the customer service information posted on the website. I did not identify myself as an IPMBA product reviewer in order to see how the

company would respond to any consumer.

Unfortunately, I was met with rather poor customer service. I reported my problem with the batteries being dead right out of the packaging. I even provided the company with the invoice number that was included with the shipment. The company stated they would be unable to send replacement batteries, instead offering a \$5 credit towards any other purchase on the website. I then explained that I was reviewing the lights for publication in the *IPMBA News*, and was immediately referred to their public relations department. The PR department offered to send me a new unit for evaluation. However, even after I responded with the shipping address for the replacement, I never received it or heard from the company again. Based on

this experience, the BioLogic customer service department needs a bit of work.

I purchased a set of CR2032 batteries from my local grocery store so I could get on with the review. The light mount utilizes a poorly designed plastic hook and rubber loop. While the lights mounted with relative ease, they never seemed all that secure. This was confirmed after my first ride. After an hour on duty, I looked down and noticed the headlight was missing from my handlebars. The taillight remained secure on my seat post.

Between the poorly designed mount and the poor customer service, I would have a hard time recommending this light system.

### BioLogic WeatherCase

I have never been a fan of using a bar-mounted phone case on any of my bikes. If I were a roadie, I might find this more useful. But for mountain biking and riding on duty, they are not practical and could put your phone at risk of damage. However, a mountable case could be handy if you utilize a GPS or fitness app while you ride.



That being said, if you're in the market for a mountable, weatherproof case for your smart phone, the BioLogic WeatherCase is worth a look. It is available in different models for various sizes of phones.

It is well-constructed and has a sturdy mounting system. The mount can be permanently secured to various parts of your bike, such as handlebars, stem, or top tube. The phone case itself uses a locking system to secure to the mount, and it can be easily removed in a few seconds. The case has a waterproof zipper to keep out water and dirt. It allows you to use your touch screen and cameras, so removing the phone is not necessary. However, while the BioLogic WeatherCase protects your phone from the elements, it would likely offer very little protection in the event of a crash.

This case works as advertised and keeps the elements away from your device. However, I feel the case and mount were rather bulky, adding to an already cluttered cockpit on my bike. I don't think the bulkiness is unique to this particular phone case; I think the bulkiness is something that comes with the territory of having your smart phone mounted to your handlebars.

BioLogic does not participate in the IPMBA Product Purchase Program. For more information on both of these products, visit [www.thinkBioLogic.com](http://www.thinkBioLogic.com).

*Jared is currently a Police Patrol Officer for the Tacoma Police Department. He loves to tinker, and can often be found obsessing of the mechanical state of his bicycles. Jared is the owner and operator of Piggies On Wheels, LLC, which exists for the purpose of public safety bicycle education. To learn more, go to <https://www.facebook.com/PiggiesOnWheels>. Jared can be reached at [jared.williams@ci.tacoma.wa.us](mailto:jared.williams@ci.tacoma.wa.us).*

Photos courtesy Jared Williams.

## Tiger Eye Helmet-Mounted Bicycle Mirror, Part I

by Rance Okada, PCI #246T  
Westminster (CO) Police Department (retired)

*Before we start, let me be clear: a mirror does NOT take the place of a rear scan. It is used WITH a rear scan to increase safety. Let's move on...*

I tested the Tiger Eye *Mrrflector* (Mirror-Reflector) helmet-mount model which has retro-reflective material on the front face. The mirror is an optical-quality glass mirror screwed onto the end of a bicycle wheel spoke. A series of twists and turns forms the section that clamps the mirror onto a helmet, much like a gigantic paper clip clamping onto twenty sheets of paper.

The mirror fits on the left front quarter of the helmet. When I first installed the mirror, it kept drooping down until I bent the spoke to where it clamped hard onto the helmet. Tiger Eye has a video that shows how to install the mirror as well as the proper position above your line of sight.

The mirror swivels on the spoke, enabling one to align the mirror correctly.



Photo A



Photo B

Combine that with the spoke's ability to bend without breaking means unlimited adjustments to suit the rider.

I received the mirror a few days before an IPMBA Instructor Course in Houston, Texas. I had to remove the mirror before loading the helmet into my suitcase. To ensure I could replicate the positioning of the mirror on the helmet, I traced the

outline of the spoke on the helmet with a Sharpie. Once in Houston, I snapped the mirror on with no problem.

At first, I used the mirror without the helmet visor installed, so that adjustments to the mirror could be made more easily. I noticed a high-frequency vibration that degraded the quality of the image. The bicycle's road vibrations were transferring

to the mirror, which was too bad because the mirror has the best image quality of any of the mirrors I've previously used.

I snapped the visor back on and to my delight, no more vibration. The visor rested very lightly on the spoke, dampening or eliminating the vibration. I highly recommend visors for police work; they shade your eyes from the sun, and during night patrol they keep street lights and vehicle headlights out of your eyes. Using both mirror and visor results maximizes the benefits of both the visor and the mirror. For those of you who don't use visors, Rich Scott from Tiger Eye said he'd investigate using a higher-gauge spoke to address the vibration issue.

I've been using rear-view mirrors since the mid '90s, so getting used to the Tiger Eye mirror was easy. To initiate a rear scan, merely look up into the mirror and pan your head left and right. You'll get a terrific rear view with an arc of observation better than from a shoulder check.

If you intend to make a lane change, do a mirror scan first, and then a shoulder check rear scan. When not making a lane change, use the mirror to check your rear, and do it often. The mirror increases your 360-degree situational awareness without having to make constant shoulder checks. The mirror scan won't work for lane changes to the right.

The mirror has no effect on weapons handling. I dry-fired my pistol while wearing the helmet with mirror. The mirror stayed up and away from my eye-to-weapon sight line. Peripheral vision wasn't obscured, since the mirror sits higher than the horizontal line of sight.

Photo A shows the mirror mounted without the visor. I recommend fitting the mirror without the visor because it is easier to put on and remove. It took me three tries before the spoke fit my helmet properly. Hint: use pliers to bend the spoke.

Photo B shows the visor attached. The visor rests very lightly on the spoke and completely eliminates vibration.

Photos C and D are close-ups of the spoke as it clasps the outside and inside of the

helmet. The spoke has to fit tightly to prevent the mirror from working loose from the helmet.

If you carry your helmet and gear in a helmet bag, the mirror could get dislodged. That happened to me twice during the Instructor Course. Once I carried the helmet in my hand and when I dropped it, the mirror popped off. The mirror sustained no damage, and I merely pushed the spoke back onto the helmet. The lines I made with my Sharpie insured repeatability of the installation. With a mirror mounted, you have to be really careful when carrying your helmet or stowing it in a bag.

Photo E shows what the *Mrrflector* looks like when hit by light. That model has retro-reflective material on the front face. Combined with a bright headlight, it should offer added safety and conspicuity for night riding.

However, during night patrol, bike cops often have to go to stealth mode and retro-reflective material facing forward could be a tactical disadvantage. I'd order one without the retro-reflective front face. In fact, Rich said he'd talk to Bicycle Patrol Outfitters about offering that option.

Tiger Eye will, with a minimum order of 12 mirrors, put a custom graphic on the front face of the mirror: department badge, city logo, shoulder patch, etc. Tiger Eye's website, [www.teamtigereye.com](http://www.teamtigereye.com), has pictures of existing front face logos.




Photo C



Photo D



Photo E

(Continued on page 12)

## Tiger Eye Helmet-Mounted Bicycle Mirror, Part II

by Josh Finkler, PCI #1571  
Jefferson County (CO) Sheriff's Office

This review piggybacks on Rance's review, as his review is quite thorough and covers most of the relevant mechanical and operational considerations of the Tiger Eye helmet-mounted bicycle mirror.

I tested the Tiger Eye "Patriot" model, which has a partial American flag logo on the non-reflective side of the mirror. The logo is coated in a glossy finish, which should add to its longevity. It's a classy touch for most applications, but as Rance noted, for night operations, reflective materials of any sort, retro- or glossy, can be a disadvantage unless properly managed, and I don't want to have to remember to pivot my helmet mirror to stay stealthy. Tiger Eye doesn't appear to offer this with a matte non-reflective finish on the non-mirrored side. Anyone with similar concerns likely already has a rattle can of matte black or clear and can sort this out themselves.

The Tiger Eye mirror is the second helmet mounted mirror I have used. The first was the Bike Peddler's "Take A Look" mirror, a rectangular mirror on a straight wire that affixes to the helmet using a tensioned bend in the rear part of the wire. The Tiger Eye mirror is definitely the stouter of the two, and I appreciated that Tiger Eye's installation instructions encouraged the user to "twist" and "squeeze" the wire to find a

good orientation, as the Take a Look mirror always felt a little delicate.

The Tiger Eye mirror, however, pivots along its wire spoke, whereas the Take a Look mirror is fixed and orientation is achieved by realigning the entire mirror assembly. Unlike the Take a Look mirror, which was more involved on initial set up but never lost its alignment, because of this pivot point the Tiger Eye mirror is more prone to requiring realignment between uses than is the Take a Look. This only takes a few seconds each time you mount up, but is worth mentioning when comparing helmet-mounted mirror solutions.

The Tiger Eye installation instructions on the back of the packaging suggest installing the mirror "slightly higher than your forward line of vision". My experience suggests that this should be just-ever-so-slightly higher, as any higher required me to divert attention from and then spend time reacquiring my normal scanning pattern. If in doubt, watch the installation video.

I typically ride with a skateboard-style Protec helmet, which has a hard poly shell covering a foam liner, and have always had difficulty mounting the Take a Look mirror on it. The Tiger Eye wire gauge was thicker and allowed me to simply wedge the wire clip between the hardshell and the foam liner. This resulted in a very secure fit and allowed for easy adjustment by simply sliding the

wedge point forward and back between the shell until proper coverage was achieved, giving the Tiger Eye a real edge in terms of mounting simplicity.

I agree with Rance that the real benefit of a mirror like the Tiger Eye is that you can increase your situational awareness without having to constantly look over your shoulder, and that it shouldn't take the place of a rear scan.

Even though I never got a chance to test the Tiger Eye mirror using a visor for damping, it provided a sufficiently stable rearward view for me to achieve this goal of increased awareness, which is the point. Furthermore, the Tiger Eye helmet mounted mirror has some real functional advantages over other helmet-mounted mirror options, and as such is worth considering for patrol work.

*Josh Finkler has served with the Jefferson County Sheriff's Office in Colorado for the past eleven years. He is currently assigned to the Directed Operations Unit of the Patrol Division. He has been a certified IPMBA Police Cyclist since 2011 and recently completed his IPMBA Police Cyclist Instructor training. His primary application of police cycling has been for search and rescue operations in the Pike National Forest. Josh started mountain biking in 1984 and has pretty much never stopped. He can be reached at [jfinkler@jeffco.us](mailto:jfinkler@jeffco.us).*

### Tiger Eye Helmet-Mounted Bicycle Mirror

(Continued from page 11)

The helmet-mounted mirror weighs 17 grams. That's light enough that I don't notice the mirror when I'm riding. I'm not aware of the mirror until I look up and left to see what's behind me.

So in summary:

#### Pros:

- durable
- superb optical quality
- lots of adjustments possible
- enhances safety when combined with a shoulder check rear scan
- when used properly, affords a terrific view to the rear

#### Cons:

- takes time and effort to get the mirror installed and adjusted on your helmet
- vibrates unless the spoke contacts the visor
- can get dislodged during routine stowing and carrying of the helmet

Tiger Eye cautions customers to use eye protection, since the mirror is glass and can break. Well, IPMBA members, we are all about eye protection, aren't we?

The Tiger Eye mirror is available at a discount to IPMBA members through the Product Purchase Program. Place your order at Bicycle Patrol Outfitters (<http://www.police-bikes.com/mirrors.html>) and enter IPMBA2016 at checkout.

*Rance Okada retired from the Westminster Police Department in 2008 after 28 years of service. He was a police cyclist for 15 years and a SWAT member and sniper for 20 years. He was awarded his department's Medal of Valor, Meritorious Service Medal, and the Purple Heart. He has been an IPMBA Police Cyclist Instructor since 1997 and has taught more than 44 Police/Security Cyclist Courses. He was certified as an Instructor Trainer in 2014. Rance is a Master Firearms Instructor, a Colorado POST Full Skills Instructor (Firearms) and teaches at a regional police academy. He can be reached at [abnrgcol@comcast.net](mailto:abnrgcol@comcast.net).*

Photos courtesy Rance Okada.

## Cygolite P3-800 vs. C3Sports MaxPatrol-600

by Colin McCoy  
IPMBA Member


In an effort to upgrade the lighting system used by the officers of our agency, I set out to find the best quality lights at a relatively affordable price. Our unit operates during the dark hours of the early morning, and well into the night, both during regular tours of duty and the many special events held in our city. Therefore, a quality lighting system is essential to our bicycle patrol function.

A huge benefit to attending the 25<sup>th</sup> Annual IPMBA Conference in Chandler, Arizona, was the vendor area. It was there that I met with representatives from Cygolite and Police Bike Store, which gave me the chance to test and evaluate (T&E) two different light systems. Cygolite provided one of their P3-800 headlights, and Police Bike Store provided the C3Sports MaxPatrol-600 light system. Upon my return from the conference, these light systems were deployed for use by members of our full-time bike unit.

As with anything, we identified both pros and cons to each lighting system. Purchasing decisions are rarely easy, and that will be the case when choosing between these two units as well.

### Cygolite

The Cygolite P3-800 just looks tough, and it is. The aluminum housing is approximately 6" wide, and holds three forward-facing lights: a white-beam light in the center, flanked by red and a blue lights. The white light has a maximum output of



800 lumens, which is extremely high. There are three brightness modes for the white lights, and modes for the red and blue lights, for a total of six brightness modes. The light attaches to the center of the bike handlebar via two durable thumb-screw mounts that make it easy to attach and remove the whole system. The light itself can also be detached from the mounting unit if needed. A large, illuminated button on top of the light itself serves as the on/off switch, as well as the control for the brightness levels. This illuminated button also serves as the battery gauge, changing in

brightness so that the rider knows when a re-charge is needed. The "Main" side of the button controls the white light, while the "Aux" side controls the red and blue lights. It is well-labeled and easy to use.

The rechargeable lithium-ion battery pack that powers the light mounts directly to the bike frame via hook-and-loop strap.

The wire from the battery has a connector that plugs into the light, is extremely durable, and holds fast when plugged in but also detaches easily for charging. The company's claim of a 20-hour run-time for this battery was found to be true, as the light lasted more than a week without needing to be re-charged, even when used for several hours a night.

Our team found that the 800 lumen light was rarely needed on full power, due to its brightness. The light bounced back off of nearby objects, so the full-power setting was mainly reserved for longer distances, on areas such as roadways. The lower settings still provided plenty of light for the officers to see. The officer-safety capability this light provided was lauded during one particular encounter. The testing officer approached a suspicious vehicle with particularly dark tint one night. He advised that this light illuminated the entire interior of the vehicle and the occupants even through the closed window, while he was able to off-set from the window itself. This kept him at an advantage during the entire encounter.

The Cygolite unit retails at \$299 and does not come with a taillight. This might be seen as a drawback by those who desire the ease of an integrated, one-touch on/off lighting system for the whole bike. I was advised by a company representative that a tail light is being developed for the P3-800, but it will require retrofitting for the headlight unit. It will also cost an additional \$60.00. While an integrated taillight is in the works, it is still several months away from completion.

Another potential drawback is that the cord running from the battery to the headlight is fixed at the battery end. The Cygolite reps at the conference handed me the demo unit they had on the floor in Arizona, so the unit we tested came with a shorter cord, while company representatives say there is a longer, three-foot cord. The testing officers initially secured the battery cord to the frame of the bike via zip ties to avoid tangling issues, and to keep the look of the bike streamlined. Since the battery pack did not disconnect from the wire, we had to cut the zip ties to remove the battery pack and charge the unit or bring the entire bike to a power outlet in order to charge the battery. Neither of these scenarios is ideal. One potential design fix would be to have the same type of durable connection at the battery that is at the headlight itself. A much simpler solution on the user's part might be to use Velcro straps instead of zip ties to secure the wire to the frame.

### C3Sports MaxPatrol-600

The C3Sports MaxPatrol-600 touts its compact size as part of the selling-point, and rightfully so. This small-but-mighty unit fits in the palm of your hand. The unit attaches to the handlebar via one thumb-screw mount. It has three protruding lights that are all clamped together: a center white-beam light, a red light, and a blue light. As the name suggests, this light emits 600 lumens from the center white-beam light at full

*(Continued on page 14)*

# 2016 PRODUCT GUIDE

(Continued from page 13)



C3Sports

power, which our team members found to be more than enough light for patrol during hours of darkness. This unit has two settings: low (240 lumens) and high (600 lumens). The

testing officers reported that they rarely used it on the high beam setting because of the power of the light, likening the illumination to “something you’d find on an airplane” because of its brightness.

The on/off switch for this unit is a separate button with a cord running to the light. This two-button touch pad has a control labeled with an “O” for the center light as well as a button labeled “OO” for the side (red/blue) lights. The side flashers are rated at 400 lumens. The unit we tested came with a taillight that is operated via the same switch used to power the headlight, providing one-touch activation for headlight and taillight. The integrated light retails at \$339.99.

The rechargeable lithium-ion battery for this unit is housed in a fabric enclosure which attaches to the frame via hook-and-loop closure. The run-time for the unit was extremely solid, lasting several shifts. Unfortunately, a true test of the longevity was unable to be conducted due to a major drawback: the connection for the battery cord.

The cord running from the battery is fixed to the lower portion of the light unit. The wires run into an opening at the bottom of the unit, where they are soldered to the electronic panel within. Affixing the battery pack behind the light on the frame of the bike naturally places torque on these wires. While

moving some bikes around during maintenance, the handlebar of a neighboring bike accidentally caught on the wires of the MaxPatrol, tearing the wires loose from the light housing. A more durable attachment or, better yet, a break-free connection would prevent this type of situation.

As it stood, we were now down a light to be tested. The representative from Police Bike Store assured us that a remedy is already in the works for this particular issue, and that if we had purchased this light, it would have been covered under warranty and replaced free of charge.

## In Summary

The Cygolite P3-800 is a very durable, well-built unit with good ergonomics and battery life. The light was almost too bright, but certainly got the job done. Its drawback is that it has no taillight, which is a must for night-time patrol operations. The length of the battery cord was also an issue.

The C3Sports MaxPatrol had some durability issues, but it did come with a good quality, integrated taillight. The light was plenty bright for patrol use at 600 lumens, and provided all the illumination needed for the testing officer.

Both lights are very good, and super bright. I would like to thank Cygolite and Police Bike Store for the chance to evaluate their lighting systems. Both companies were very good to work with, and extremely receptive to feedback.

The vendor area at the IPMBA conferences are a HUGE benefit to any rider, whether you’re outfitting your bike team or just looking for some better gear. Having the chance to meet with so many suppliers for cycling equipment in one area is a phenomenal opportunity.

Be safe, have fun, and we’ll keep the light on for ya.

*Colin McCoy is the Sergeant of the full-time Bicycle Unit at an agency in the Tampa Bay area. He is dual-certified by IPMBA and LEBA as a rider and instructor, respectively.*

Photos courtesy Colin McCoy.

	CY GOLITE P3-800	C3Sports MaxPatrol-600
<b>Includes</b>	<ul style="list-style-type: none"> <li>• Headlight with attaching mount/cord</li> <li>• Rechargeable battery pack with mounting strap</li> </ul>	<ul style="list-style-type: none"> <li>• Headlight with attaching mount/cord</li> <li>• Rechargeable battery pack/battery housing with mounting strap</li> <li>• Taillight</li> </ul>
<b>Cost</b>	\$299.95	\$339.99
<b>IPMBA PPP Discount</b>	35% off retail	5-10% off web prices
<b>Lumens</b>	800	600
<b>Water Resistant</b>	Yes	Yes
<b>Weight</b>	560 grams	190 grams
<b>Tail Light</b>	No	Yes – including red/blue flashers
<b>Modes</b>	Low, Medium, High	Low, High

# 2016 PRODUCT GUIDE

## Report from the Philadelphia Bike Show

by Tim Keaveney, PCI #1329  
Pennsylvania State Police (retired)

*FULL DISCLOSURE: I have lived or worked in the City of Philadelphia or the surrounding metropolitan area my entire life. And I am old. As such, I am an old, diehard Philadelphia Sports Fan, who has been conditioned to pay for certain events hoping for great things – knowing deep down, I will ultimately be disappointed. Disappointed in the result and disappointed from having willingly separated myself from my money to be disappointed. There is no longer an expectation of victory. Only a hope for the sporadic and pleasant surprise.*

When I paid to enter the Pennsylvania Convention Center in Philadelphia for the Philadelphia Bike Expo, on November 7-8, I entered with a sense of excitement and hope over what I might find; yet, I knew. This is Philadelphia. Bring on the heartbreak.

But live in Philly long enough, you come to realize not all wins are measured in the win-loss column. Sometimes, in a game with a disappointing result, you manage to catch that foul ball or witness the monster grand slam that made your presence there both memorable and worthwhile.

That was this year's Bike Expo. Overall, not what I had hoped but with some moments that made my presence there all worthwhile.

So, in a playing field littered with so many singles and a fair number of strikeouts, the grand slam of this event was clearly delivered by **Womo Designs** ([womodesigns.com](http://womodesigns.com)).



PERAM Never-Flat



Womo Designs

Womo Designs provides the bicycle patrol officer with creative, versatile, inexpensive, and well-built practical solutions for dual-mounting accessory devices. Product desirability is further enhanced by the large number of reputable companies with which they are associated and/or can specifically accommodate, such as Koala Water Bottle, Cateye, Garmin, Hammerhead, iBike, Lite & Motion, and NiteRider, plus cameras/recording devices Contour, GoPro, JVC, and Sony Action Cam.

One space-saving, secure mount; two devices. Two mounts, four devices. Welcome to the new generation of bicycle patrol. Minimal cost expended and minimal weight added while providing maximum benefit to you.

Womo Designs is currently working on a secure iPhone/Smartphone accessory mount. This is the only item where they did not hit it out of the park. As is, the company offers a platform on which to place your iPhone or Android product; however, it is secured to that platform with just two ponytail rubber bands. But they assure me they should have a product soon that matches the quality of their other mounting accessories.

**PERAM Never-Flat** (<https://www.facebook.com/peramat/>) appears to be a solid line drive down the middle for extra bases. Imagine taking a solid rubber garden hose and using it in place of your standard tube. One that is essentially impervious to any surface hazard encountered or thrown at you. With the Democratic National Convention coming to Philly in July, thrown at you may more of a reality.

This is a heavier (approximately 1.5 lbs. per tire), more expensive, and possibly more effective way of preventing flats compared to other options, such as sealant

and/or liners. Three extra pounds is not insignificant, especially over the course of a normal shift. I would never recommend adding unnecessary weight to rider or machine – unless it serves a purpose. And PERAM Never-Flat may serve that purpose should you be expecting large masses with an agenda to make your life miserable.

Biggest swing-and-miss at this event was offered by **Take Your Lane, LLC** ([www.takeyourlane.com](http://www.takeyourlane.com)). Take Your Lane's product offering was an orange flag similar to that you would expect to see extending vertically from the sissy bar of an eight year old's Huffy to provide greater visibility while riding on the roadway. Except this flag mounts to the chain and seat stays of your bike and has the ability to also extend three feet horizontally to the side. The idea is that the three foot pole with flag attached – when placed into the perpendicular position – would "force" drivers to obey the "three-foot rule", thus providing the bicyclist with an additional measure of safety while traveling upon the highway.



Take Your Lane

I, however, see it as providing a driver with a triangular orange target without getting too close to the cyclist. Maybe that's because I am from a town that beats a hitchhiking robot into submission after an otherwise safe and uneventful trip across the country. I also see it as a potential civil lawsuit when the cyclist swerves to avoid a surface hazard and brings his or her "look at me" product into contact with that passing Mercedes. Plus, Philadelphia (where Take Your Lane, LLC., was making its "three-foot" rule product pitch) is located within a state having a "four-foot" rule. Three strikes, you're out.

A number of workshops were offered, with only a couple having any real

(Continued on page 16)

# 2016 PRODUCT GUIDE

(Continued from page 15)

practical application for the bike cop. The *Crash Avoidance* presentation, where Brett Flemming from Efficient Velo Tools “demonstrates (s) several bike handling tricks that anyone can learn to gain increased awareness, stability, confidence and control,” seemed to be the one session worth attending. It would have been interesting to compare techniques utilized by Flemming to those taught by IPMBA. I chose to instead prepare for the actual crash by fattening my buttocks and my frame with a **PB and U** Slaw Dawg, a fantastic combination of ¼ lb. hot dog slathered with spicy peanut butter and coleslaw.



PB and U Food Truck

To sum up, I was hoping for Game 7 of the World Series, and left with the feeling that the Philly Bike Expo was just Game 24 of a 162-game season. One where I witnessed a loss while spending an enjoyable day out at a game with just a few highlights. This is a trade show, where vendor/retailer relationships rule supreme and the retailer/customer relationship is almost non-existent. An accompanying and increased retail presence would be a nice touch in the future so that attendees might also be able to avail themselves to some of these products and innovations. We have already given you some of our money. You may as well take it all.

*Tim most recently served as a Corporal with the Pennsylvania State Police, Troop K – Philadelphia, Criminal Investigation Unit. He was certified as an IPMBA Police Cyclist in 2005 and as an IPMBA Instructor in October 2012.*

*He retired in January 2016, with more than twenty-six years on the job, stating that using the Cannondale to chase down speeding motorists on I-95 is a lot harder than it was back in his younger days.*

Photos courtesy Tim Keaveney.

## POLICEBIKESTORE.COM

### MaxPatrol-600 Bike Patrol Light



by Code3Sports



Small and Powerful

“ All I can say is WOW... probably the single best investment I made as a Police officer who patrols city streets on a bicycle. ”

Customer comment



Optional Taillight  
with Pursuit Lights

- Refined using feedback from Officers nationwide
- Car Stopping CREE LED Flashing Pursuit Lights
- Super Bright CREE LED 600 Lumen Headlight
- Discreet design for undercover work
- Compact Aluminum Construction
- Fully visible in bright daylight

Visit [www.policebikestore.com/maxpatrol](http://www.policebikestore.com/maxpatrol) for more information and video demonstrations



# 2016 PRODUCT GUIDE

The IPMBA Product Purchase Program is a unique membership benefit. Save money professionally *and* personally, by shopping at any of our participants! Bikes, clothing, gear, accessories ... you'll find what you need. Go online to <http://ipmba.org/membership/product-purchase-program> for easy links. Support those who support you, and save money, too. Read on and start shopping!

## BICYCLES



### IFORCE PATROL BICYCLES

**Product:** iFORCE Patrol Bicycles and Accessories  
**Discount/Cost to Members:** Contact for special pricing.  
**Contact Name:** Skip Jones  
**Contact Info:** 724-431-2335/sjones@ibistek.com  
**Website:** [www.iforcebikes.com](http://www.iforcebikes.com)

### ELDORADO ENTERPRISES INC.

**Product:** Workhouse Trike with Patrol Accessory Kit  
**Discount/Cost to Members:** Bulk/Fleet Special Pricing and Discounted Shipping via UPS Freight  
**Contact Name:** James Simpson  
**Contact Info:** 802-923-6838/[blueexplorer76@hotmail.com](mailto:blueexplorer76@hotmail.com)  
**Website:** [www.pedalpowerworkbikes.com](http://www.pedalpowerworkbikes.com)  
**Notes:** Call or email and just let me know you're "True Blue."

## BICYCLE ACCESSORIES AND COMPONENTS



### R & B FABRICATIONS

**Product:** Panniers & Safety Vests  
**Discount/Cost to Members:** 15% off Retail  
**Contact Name:** Liz Meeker  
**Contact Info:** 800-553-1911/info@rbfab.com  
**Website:** [www.rbfab.com](http://www.rbfab.com)



### VOLCANIC BICYCLES

**Product:** Bicycles and Accessories  
**Discount/Cost to Members:** 20% off MSRP on accessories and Volcanic clothing  
**Contact Name:** Eric Kackley  
**Contact Info:** 509-427-8623/[info@volcanicbikes.com](mailto:info@volcanicbikes.com)  
**Website:** [www.volcanicbikes.com](http://www.volcanicbikes.com)

### BAR MITTS, INC.

**Product:** Bar-Mounted Bicycle Mitts  
**Discount/Cost to Members:** 20% off MSRP + Free US Shipping  
**Contact Name:** Ward or Patti Graham  
**Contact Info:** 775-622-8048/barmitts@charter.net  
**Website:** [www.barmitts.com](http://www.barmitts.com)  
**Notes:** Send email with name, member number, item, and quantity. An invoice will be sent for payment via credit card or PayPal.

### BLIMP CITY BIKE AND HIKE

**Product:** Safariland-Kona Patrol Bikes, Accessories, Repairs, Electric Assist  
**Discount/Cost to Members:** minimum 10% off MSRP  
**Contact Name:** Michael J. Purdy  
**Contact Info:** 330-836-6600/[info@blimpcitybikeandhike.com](mailto:info@blimpcitybikeandhike.com)  
**Website:** [www.blimpcitybikeandhike.com](http://www.blimpcitybikeandhike.com)

### BRAKE DIRECTOR

**Product:** Brake Director: One-Hand Power Braking System for Bicycles  
**Discount/Cost to Members:** \$120  
**Contact Name:** David Krafchick  
**Contact Info:** 206-285-6518/[davidk@brakedirector.com](mailto:davidk@brakedirector.com)  
**Website:** [www.brakedirector.com/police.htm](http://www.brakedirector.com/police.htm)  
**Notes:** Contact with member number for directions to a special purchase page. Special Police Bicycle Setup Available. Call for details.

### CANE CREEK CYCLING COMPONENTS

**Product:** Thudbuster Suspension Seatpost  
**Discount/Cost to Members:** \$99  
**Contact Name:** Brian Williams  
**Contact Info:** 800-234-2725/[brianw@canecreek.com](mailto:brianw@canecreek.com)  
**Website:** [www.canecreek.com](http://www.canecreek.com)

### CLEAN BOTTLE

**Product:** Clean Bottle Water Bottle  
**Discount/Cost to Members:** 25% off all products  
**Contact Name:** Scott Cole  
**Contact Info:** 650-427-0628/info@cleanbottle.com  
**Website:** [www.cleanbottle.com](http://www.cleanbottle.com)  
**Notes:** Email [Scott@cleanbottle.com](mailto:Scott@cleanbottle.com) for discount code.

### DETOURS

**Product:** Bike Bags  
**Discount/Cost to Members:** 25% off all non-sale merchandise  
**Contact Name:** Laura Hawkins  
**Contact Info:** 877-489-5208/orders@detours.us  
**Website:** [www.detours.us](http://www.detours.us)  
**Notes:** Online: Enter promo discount code GO IPMBA!

### DURO TIRE

**Product:** Tires  
**Discount/Cost to Members:** 40% off MSRP  
**Contact Name:** Rick Emmert  
**Contact Info:** 770-788-2060/[rick.emmert@durotire.com](mailto:rick.emmert@durotire.com)  
**Website:** [www.durotire.com](http://www.durotire.com)  
**Notes:** Oder from [teamrocketsauce.com](http://teamrocketsauce.com) and enter code KG6EL at checkout.

### EPIC CYCLE & FITNESS

**Product:** All Bicycle Products  
**Discount/Cost to Members:** 20% off MSRP (some exceptions apply)  
**Contact Name:** Mike Mrachek  
**Contact Info:** 815-679-6334/[info@epiccycleanfitness.com](mailto:info@epiccycleanfitness.com)  
**Website:** [www.epiccycleanfitness.com](http://www.epiccycleanfitness.com)  
**Notes:** Contact Mike Mrachek for details and to order.

### FLY PEDALS LLC

**Product:** Original Fly Pedals, Fly Pedals V2, Fly Pedals Foot Straps  
**Discount/Cost to Members:** 50% off Retail  
**Contact Name:** Bryan Gardner  
**Contact Info:** 720-515-8386/[staff@flypedals.com](mailto:staff@flypedals.com)  
**Website:** [www.FlyPedals.com](http://www.FlyPedals.com)  
**Notes:** Use discount code SAMPLES50 to place orders at [www.flypedals.com](http://www.flypedals.com).

### HERO KIT

**Product:** Portable Bike Repair Kits  
**Discount/Cost to Members:** 25% off Retail  
**Contact Name:** Jason Berv  
**Contact Info:** 970-497-2308/[jason@herokit.com](mailto:jason@herokit.com)  
**Website:** [www.herokit.com](http://www.herokit.com)  
**Notes:** Use coupon code IPMBA at [www.herokit.com](http://www.herokit.com) or contact HeroKit to use PO.

### KENDA USA

**Product:** Premium Bicycle Tires & Tubes  
**Discount/Cost to Members:** 40% off MSRP  
**Contact Name:** Ben Anderson  
**Contact Info:** 866-536-3287 x 7863/[banderson@kendausa.com](mailto:banderson@kendausa.com)  
**Website:** [www.kendatire.com](http://www.kendatire.com)  
**Notes:** Available through Promotive's IPMBA team.

### MOUNTAIN RACING PRODUCTS

**Product:** Power Grip Straps - Regular or Fixie  
**Discount/Cost to Members:** 20% off MSRP  
**Contact Name:** Nick Simcik  
**Contact Info:** 970-241-3518/[nick@mrpbike.com](mailto:nick@mrpbike.com)  
**Website:** [www.mountainracingproducts.com](http://www.mountainracingproducts.com); [www.powergrips.com](http://www.powergrips.com)  
**Notes:** Contact Nick for order form.

### SERFAS

**Product:** Shoes, Lighting Systems, Seats, Brake Pads, Tubes, Tires, Tools, Inflation, Clothing, Accessories  
**Discount/Cost to Members:** 10% off Retail Pricing through 4Bike-Police.com  
**Contact Name:** Marisa Fallon  
**Contact Info:** 800-424-0047 ext. 207/[marisa@serfas.com](mailto:marisa@serfas.com)  
**Website:** [www.serfas.com](http://www.serfas.com)  
**Notes:** Place your order at [www.4bike-police.com](http://www.4bike-police.com) and enter SERFAS10 at checkout.

### TALLAC HOUSE

**Product:** Cage Holding Systems, Frame Bags, Mounting Devices, Locks  
**Discount/Cost to Members:** 30% off MSRP  
**Contact Name:** Allen Young  
**Contact Info:** 831-331-9828/[allen@tallachouse.com](mailto:allen@tallachouse.com)  
**Website:** [www.tallachouse.com](http://www.tallachouse.com)  
**Notes:** Send email with item and quantity. We will either send you a PayPal request or, if you submit a PO, invoice you.

# 2016 PRODUCT GUIDE

(Continued from page 17)

## TIGER EYE

**Product:** High-quality, USA made, helmet-mount cycling mirrors  
**Discount/Cost to Members:** 10% off MSRP through Bicycle Patrol Outfitters  
**Contact Name:** Rich Scott  
**Contact Info:** 630-292-0044/ghreg@yahoo.com  
**Website:** www.teamtigereye.com  
**Notes:** Place your order at <http://www.police-bikes.com/mirrors.html> and enter IPMBA2016 at checkout.

## WTB

**Product:** Tires, Saddles, Grips, Rims, Wheels, Wheel Parts  
**Discount/Cost to Members:** 15% off Wholesale Prices  
**Contact Name:** Jaelyn Casale  
**Contact Info:** 415-389-5040 x 10/info@wtb.com  
**Website:** www.wtb.com

## BICYCLE STORAGE & TRANSPORT

### LIFT & STORAGE SYSTEMS, INC.

**Product:** Automatic Bike Lift Storage Systems  
**Discount/Cost to Members:** \$1785 (6 bikes); \$4805 (30 bikes); \$7150 (60 bikes)  
**Contact Name:** Shawn Jones  
**Contact Info:** 800-825-4777/sjones@liftstore.com  
**Website:** www.liftstore.com

### STORAGE ELEVATOR

**Product:** Motorized Bicycle Storage Systems  
**Discount/Cost to Members:** 40% off Retail (\$199 for eight-bike system - Model SE275)  
**Contact Name:** Mike Schmitt  
**Contact Info:** 352-609-7025/  
mike@storageelevator.com  
**Website:** www.storageelevator.com  
**Notes:** Call toll-free 844-735-6677 to place an order.

### SWAGMAN

**Product:** Bicycle Carriers (Roof/Hitch/Trunk)  
**Discount/Cost to Members:** 15% off Retail  
**Contact Name:** Joanna Montis  
**Contact Info:** 800-469-7924 x 205/  
joanna@swagman.net  
**Website:** www.swagman.net  
**Notes:** All shipments made from Ames, Iowa.

### VELOGRIP

**Product:** Bicycle Storage for the Home, Apartment, and Commercial Settings  
**Discount/Cost to Members:** 15% off MSRP  
**Contact Name:** Eric Anderson or Sean O'Rourke  
**Contact Info:** 972-824-9633/support@velogrip.com  
**Website:** www.velogrip.com  
**Notes:** Online: Use discount code IPMBAMEMBER in promo box at checkout.

## BIKE PATROL SUPPLY COMPANIES



### BICYCLE PATROL OUTFITTERS

**Product:** One-Stop Bicycle Patrol Products Store  
**Discount/Cost to Members:** 5-10% off web prices  
**Contact Name:** Mike Flynn  
**Contact Info:** 951-318-7341/bpopatrol@yahoo.com  
**Website:** www.police-bikes.com



### POLICE BIKE STORE

**Product:** Fuji and FORCE Bicycles, Bicycle Patrol Lights, Sirens, Bags, Accessories, Uniforms, Code 3 Sports Products, and More  
**Discount/Cost to Members:** Additional 5-10% off Web Prices  
**Contact Name:** Michael Espejo  
**Contact Info:** 973-366-5868/  
info@policebikestore.com  
**Website:** www.policebikestore.com

### 4BIKE-POLICE.COM

**Product:** Police Bikes and First Responder Bicycle Duty Accessories; Complete "Head-to-Toe" Outfitting  
**Discount/Cost to Members:** 10% or more off MSRP  
**Contact Name:** Mark "The Masked Merchant" Leonard  
**Contact Info:** 501-517-5338/LCGInc@sbcglobal.net  
**Website:** www.4bike-police.com  
**Notes:** When ordering online, use coupon code IPMBA 10 for 10% discount.

### PATROL BIKE SYSTEMS

**Product:** Bikes, Uniforms, Equipment, Park Tools, Patrol Cycle Shoes  
**Discount/Cost to Members:** Contact for Pricing  
**Contact Name:** Mark Eumurian  
**Contact Info:** 800-208-2032/651-773-8763/  
mark@patrolbike.com

### TACTICAL WEAR ONLINE

**Product:** Under Armour Tactical, Propper, Camelbak, Benchmade, MOCEAN, Flashlights, and More  
**Discount/Cost to Members:** 15% off STAFF PICKS collection  
**Contact Name:** Donald Erb, PCI #205/EMSCI #018  
**Contact Info:** 717-666-2348/  
sales@tacticalwearonline.com  
**Website:** www.tacticalwearonline.com  
**Notes:** On homepage, click on Staff Picks category. Enter GP6ZGNNTMK77 at checkout.

### TEAM CYCLING AND FITNESS

**Product:** Accessories, Components, Tools (Trek, Shimano, Bontrager, Pearl Izumi, etc.)  
**Discount/Cost to Members:** 15% off MSRP  
**Contact Name:** Geoff or Greg Thielmeyer  
**Contact Info:** 513-522-1551/  
info@teamecyclingandfitness.com  
**Website:** www.teamecyclingandfitness.com  
**Notes:** Online: Use discount code IPMBA in promo box at checkout. Discount does not apply to bicycles.

### THE BICYCLE STORE

**Product:** Bikes and Accessories  
**Discount/Cost to Members:** 15% off any regular priced merchandise and labor  
**Contact Name:** Sal Piccolo  
**Contact Info:** 973-377-6616/  
contact@thebicyclestorenj.com  
**Website:** www.thebicyclestorenj.com  
**Notes:** Complete police application. Call to demo a complete police mountain bike.

## CLOTHING & ACCESSORIES

### MAXIT DESIGNS

**Product:** Under Helmet Thermal Accessories, Sock Liners, Wicking Headbands  
**Discount/Cost to Members:** 35% off Retail  
**Contact Name:** Liz Fuoco  
**Contact Info:** 800-556-2948/info@maxit-inc.com  
**Website:** www.maxit-inc.com, www.headgator.com  
**Notes:** Please provide IPMBA membership number and expire date.

### SOCKGUY

**Product:** High Performance Cycling, Running, Hiking, and Lacrosse Socks  
**Discount/Cost to Members:** 30% off on Police and Sheriff socks  
**Contact Name:** Michael Foley  
**Contact Info:** 760-804-1344/michael@sockguy.com  
**Website:** www.sockguy.com  
**Notes:** Online: Enter promo code JOHNNYLAW65 at checkout and click recalculate. Can be used up to five times per individual during the year.

### ZENSAH

**Product:** Compression Apparel  
**Discount/Cost to Members:** 30% off Regular Cost  
**Contact Name:** Corey Gill  
**Contact Info:** 305-935-4619/customer@zensah.com  
**Website:** www.zensah.com  
**Notes:** When ordering online, type "IPMBA30".

### ZOIC CLOTHING

**Product:** Cycling Apparel  
**Discount/Cost to Members:** 40% off Retail  
**Contact Name:** Customer Service  
**Contact Info:** 877-484-9642/sales@zoic.com  
**Website:** www.zoic.com  
**Notes:** Use code IPMBA40 at online checkout. Bulk (department) orders are eligible for wholesale pricing. Email for more information.

## ELECTRONICS & LIGHTING



### CYGOLITE

**Product:** High-Intensity Lighting Systems, Designed and Built in the USA  
**Discount/Cost to Members:** 35% off Retail  
**Contact Name:** Andrew Ibanez  
**Contact Info:** 714-437-7752/patrol@cygolite.com  
**Website:** www.cygolite.com

### ALERTE SYSTEMS INC.

**Product:** "Trail-Blazer" Bike Light Kit  
**Discount/Cost to Members:** 10% off MSRP  
**Contact Name:** Janice  
**Contact Info:** 800-728-1536/sales@alertesystems.com  
**Website:** www.alertesystems.com

### ARCHANGEL DEVICE

**Product:** Guardian Angel Personal/Bike Mounted Safety Light  
**Discount/Cost to Members:** \$129 (light)/\$144.95 (light/mount combo)  
**Contact Name:** Chad Stillman  
**Contact Info:** 262-989-5858/  
chad.stillman@archangeldevice.com  
**Website:** www.425inc.us  
**Notes:** Email Chad to place order.

(Continued on page 19)

# 2016 PRODUCT GUIDE

(Continued from page 18)

## CATEYE BICYCLE ELECTRONICS

**Product:** Cycling Computers, Lights, and Accessories

**Discount/Cost to Members:** 20% off Wholesale

**Contact Name:** Jeff Wilbur

**Contact Info:** 1-800-522-8393 (1-800-5-CATEYE)/service@cateye.com

**Website:** www.cateye.com

**Notes:** Order via www.cateyeamerica.com. Apply "IPMBA2016" discount code at checkout.

## CYCLE SIREN

**Product:** Cyclesiren Police & EMS Mini-Sirens for Bike Patrol

**Discount/Cost to Members:** 12% off Retail

**Contact Name:** Greg Bohning

**Contact Info:** 877-477-4736/cyclesiren@gmail.com

**Website:** www.cyclesiren.com

**Notes:** E-mail or call with your name and IPMBA membership number.

## MOBILE EDGE

**Product:** Smartphone Battery Chargers/Packs, Laptop Bags and Accessories

**Discount/Cost to Members:** 15% off retail prices

**Contact Name:** Matthew Olivolo

**Contact Info:** 714-399-1410/

social@mobileedge.com

**Website:** www.mobileedge.com

**Notes:** To order online, contact Matthew for the coupon code.

## STUPIDBRIGHT.COM

**Product:** Bicycle Lights/Tactical Flashlights

**Discount/Cost to Members:** 15% off MSRP

**Contact Name:** Evan Hsieh

**Contact Info:** 800-592-0319/info@stupidbright.com

**Website:** www.stupidbright.com

**Notes:** Online: During checkout, use coupon code IPMBA15 and include your IPMBA membership number under "Comments and Notes".

## EMS

### STAT PACKS

**Product:** Trauma Bags & Accessories

**Discount/Cost to Members:** 35% off MSRP

**Contact Name:** Andrew Tepper

**Contact Info:** 435-627-2265/atepper@statpacks.com

**Website:** www.statpacks.com

**Notes:** Enter coupon code IPMBA35 online during checkout or reference when placing phone orders.

## EYEWEAR

### DUAL EYEWEAR

**Product:** Eyewear

**Discount/Cost to Members:** 40% off Retail

**Contact Name:** Kyle Gulla

**Contact Info:** 720-235-1112/

customer@dualeye.com

**Website:** www.dualeye.com

**Notes:** Enter your membership number in the fax field on the checkout page and enter IPMBA-2015 in the discount code field in the shopping cart. Your membership status will be verified prior to order fulfillment.

## RUDY PROJECT EYEWEAR

**Product:** Sunglasses, Sport Eyewear, Helmets, Goggles, Prescription Eyewear

**Discount/Cost to Members:** 50% off Retail + additional 15% off closeouts and promotional items

**Contact Name:** Customer Service

**Contact Info:** 1-888-860-7597/http://bit.ly/rudy-ipmba

**Website:** www.e-rudy.com

**Notes:** Online: Go to http://bit.ly/rudy-ipmba to view discounts. Includes prescription eyewear.

## TIFOSI OPTICS

**Product:** Safety Eyewear (Z87.1) and Performance Eyewear

**Discount/Cost to Members:** 60% off MSRP

**Contact Name:** Maureen Flanders

**Contact Info:** 706-995-5991/

maureen@tifosioptics.com

**Website:** www.tifosioptics.com

**Notes:** Email maureen@tifosioptics.com for a discount code and ordering instructions for use at www.sibasports.com.

## FOOTWEAR

### FIVE TEN

**Product:** Cycling Shoes

**Discount/Cost to Members:** 40% off MSRP

**Contact Name:** Jason Jackman

**Contact Info:** 909-798-4222/prodeal@fiveten.com

**Website:** www.fiveten.com

**Notes:** Please apply at http://fiveten.com/dealers/pro-purchase-program. When filling out the form, reference IPMBA in the Supervisor field.

## HAIX NORTH AMERICA

**Product:** HAIX Footwear

**Discount/Cost to Members:** Extra \$10 off + free shipping and returns

**Contact Name:** Sandy Longarzo

**Contact Info:** 866-344-HAIX (4249)/service-

hna@haix.com

**Website:** www.haix.com

**Notes:** Place orders via www.haixusa.com/ipmba

## MAINTENANCE & TOOLS

### PROGOLD LUBRICANTS/ABC COMPOUNDING

**Product:** ProLink Chain Lube, ProGold Lubes, EPX

**Discount/Cost to Members:** 40% off Retail

**Contact Name:** Brad Walker

**Contact Info:** 800-421-5823/

sbw@abccompounding.com

**Website:** www.progoldmfr.com

**Notes:** Use coupon code LEMIL online.

## UNITED BICYCLE SUPPLY

**Product:** Bicycle Tools and Parts

**Discount/Cost to Members:** Wholesale Pricing to Departments

**Contact Name:** Erik Larsen or Mark Super

**Contact Info:** 541-482-1750/ubs@bisp.net

**Website:** www.unitedbicyclesupply.com

**Notes:** Call to establish an account for your department to be eligible for wholesale pricing on all products.

## SPECIALTY ITEMS

### ARMORPUR

**Product:** Odor Neutralizing Products for Body

Armor, Sports Gear, and More

**Discount/Cost to Members:** 10% off Retail

**Contact Name:** Lorenza Vidris

**Contact Info:** 973-244-1862/

Contact@armorpur.com

**Website:** www.armorpur.com

**Notes:** Enter coupon code "IPMBA" on check-out page; 10% will be automatically deducted.

### ELHN BADGE & EMBLEM DESIGN

**Product:** Custom Police Badges, Emblems, Pins, Coins

**Discount/Cost to Members:** 25% off

**Contact Name:** ELHN Rep

**Contact Info:** 800-316-3001/

elhnbadgedesign@aol.com

**Website:** www.elhnbadge.com

**Notes:** Call or email design/quantity for price quote.

### NUGO NUTRITION

**Product:** Nutrition/Energy Bars

**Discount/Cost to Members:** \$1.02/bar; \$16/box of 15

**Contact Name:** Alyssa Nard

**Contact Info:** 888-421-2032/

anard@nugonutrition.com

**Website:** www.nugonutrition.com

**Notes:** Call 888-421-2032 to order, and have your IPMBA membership number & expiration date handy.

## TRAINING

### STREET CRIMES SEMINARS

**Product:** Street Crimes Seminar

**Discount/Cost to Members:** \$299

**Contact Name:** Gail McCarthy, Dan Sampila, Natalie Walsh

**Contact Info:** 800-275-4915/

streetcrimespro@aol.com

**Website:** www.streetcrimes.com

**Notes:** Call and mention IPMBA and the \$100 discount when registering.

## UNIFORMS



### BRATWEAR

**Product:** Bike Uniforms

**Discount/Cost to Members:** 10% off Standard Price List

**Contact Name:** Sally

**Contact Info:** 253-625-7420/sally@bratwear.com

**Website:** www.bratwear.com



### MOCEAN

**Product:** Bike Patrol Uniforms

**Discount/Cost to Members:** 25% off Retail

**Contact Name:** Bill Levitt

**Contact Info:** 877-662-3680/moceanbl@aol.com

**Website:** www.mocean.net

**Notes:** Discount available only on orders placed directly with MOCEAN.

### OLYMPIC UNIFORMS/J. MARCEL

**Product:** Bike Patrol Uniforms

**Discount/Cost to Members:** 10% off Retail Prices

**Contact Name:** Julie Cruise

**Contact Info:** 206-722-1412/rep@olyuniforms.com

**Website:** www.olyuniforms.com

# 2016 PRODUCT GUIDE



## Support our Corporate Members!

IPMBA is pleased to welcome **Police Bike Store**, **EMS World**, and **R&B Fabrications** to another year of Corporate Membership. **Police Bike Store** offers a complete line of bicycles and accessories, including Fuji and FORCE bicycles, C3Sports products, lights, sirens, bags, clothing, and more. **EMS World** produces *EMS World magazine*, *EMS World Expo*, and extensive web-based resources designed to support and provide continuing education for Emergency Medical Services personnel. **R&B Fabrications** manufactures a wide array of gear bags, including EMS-specific panniers. Please show your appreciation for their support by patronizing them and our other Corporate Members whenever possible.



### Bicycle Patrol Outfitters

*Product:* Bike Patrol Products  
*Phone:* 951-318-7341  
*Website:* www.police-bikes.com



### Bratwear

*Product:* High-performance uniforms for cops, paramedics, and security officers  
*Phone:* 253-625-7420  
*Website:* www.bratwear.com



### Cera Products

*Product:* Rice-Based Hydration Products  
*Phone:* 706-221-1542  
*Website:* www.ceraproductsinc.com



### Cygolite Bicycle Lighting Systems

*Product:* High-intensity lighting systems, designed and built in the USA  
*Phone:* 949-297-4972  
*Website:* www.cygolite.com



### eCat Bikes

*Product:* High-performance, electric, pedal-assist bikes  
*Phone:* 317-319-2558  
*Website:* www.e-catbike.com



### EMS World

*Product:* Leading EMS Magazine, Website, and Expo  
*Phone:* 800-547-7377  
*Website:* www.emsworld.com



### iFORCE Patrol Bicycles

*Product:* iForce Patrol Bicycles and Accessories  
*Phone:* 412-215-2983  
*Website:* www.iforcebikes.com



### Jones & Bartlett Learning

*Product:* Educational Materials, *Complete Guide to Public Safety Cycling*  
*Phone:* 800-832-0034  
*Website:* www.jblearning.com



### Mocean

*Product:* Technical Bike Patrol Uniforms  
*Phone:* 949-646-1701/877-662-3680  
*Website:* www.mocean.net



### Police Bike Store

*Product:* Complete line of police bikes & accessories  
*Phone:* 973-366-5868  
*Website:* www.policebikestore.com



### R & B Fabrications

*Product:* Panniers & Safety Vests  
*Phone:* 800-553-1911  
*Website:* www.rbfab.com



### The Safariland Group

*Product:* Patrol Bikes and Accessories, Body Armor, Duty Gear, Firearms Accessories  
*Phone:* 909-923-7300  
*Website:* www.safariland.com



### Volcanic Bicycles

*Product:* Patrol Bicycles, Hand-Built in the USA  
*Phone:* 509-427-8623  
*Website:* www.volcanicbikes.com

## New Corporate Member: Cera Products, Inc.



For preventing and correcting dehydration, Cera Products' scientifically developed, gluten-free rice-based oral rehydration products include **CeraSport**® a high performance hydration drink series for sweat replacement, primarily for athletes, and **CeraLyte**®, a medical rehydration product. All Cera's products are clinically tested, gluten-free blends of its

patented rice syrup solids, essential electrolytes and flavors, with no added sugars or fruit juices to provide quick yet sustained hydration without cramping or nausea. Diabetics may drink Cera's products but still need to count calories.

Cera Products are widely used by the US government: CeraLyte was stipulated by Congress to be in all USAF medical kits, and is approved for field hospitals worldwide. CeraSport is used at most Army bases for training and for field operations. Both **CeraLyte**® and **CeraSport**® or **CeraSportEx1**® are used nationally by other government agencies, including US Department of State, and many police units, including SWAT teams. The company also exports to Central America and South Africa, where diarrheal diseases are severe, and supports disaster efforts in the USA as well as overseas. From 2014 to 2015, the company provided over 25 tons of its **CeraLyte** for cholera and Ebola epidemics.

See [www.ceraproductsinc.com](http://www.ceraproductsinc.com) for more information.

# 2016 PRODUCT GUIDE

The **Supplier Listing** is a listing of companies which have shown their dedication to public safety cyclists over the past year through their active participation with and support of IPMBA, as conference vendors, PPP participants, advertisers, and sponsors. Please thank them for their support with your business.

## BICYCLES



**iFORCE Patrol Bicycles**  
Website: [www.iforcebikes.com](http://www.iforcebikes.com)



**The Safariland Group**  
Website: [www.safariland.com](http://www.safariland.com)



**Volcanic Bicycles**  
Website: [www.volcanicbikes.com](http://www.volcanicbikes.com)

**Bosch eBike Systems**  
Website: [www.bosch-ebike.com](http://www.bosch-ebike.com)

**Code 4 Bikes/Pedalwrench LLC**  
Website: [www.code4bikes.com](http://www.code4bikes.com)

**E-Cat Bikes, LLC**  
Website: [www.e-catbike.com](http://www.e-catbike.com)

**Eldorado Enterprises Inc.**  
Website: [www.pedalpowerworkbikes.com](http://www.pedalpowerworkbikes.com)

## Bicycle Accessories & Components



**R & B Fabrications**  
Website: [www.rbfab.com](http://www.rbfab.com)

**ABUS Mobile Security**  
Website: [www.abus.com](http://www.abus.com)

**Blimp City Bike and Hike**  
Website: [www.blimpcitybikeandhike.com](http://www.blimpcitybikeandhike.com)

**Brake Director**  
Website: [www.brakedirector.com/police.htm](http://www.brakedirector.com/police.htm)

**Cane Creek Cycling Components**  
Website: [www.canecreek.com](http://www.canecreek.com)

**Cantitoe Road**  
Website: [www.cantitoeroad.com](http://www.cantitoeroad.com)

**Carry Gear Solutions**  
Website: [www.carrygear.com](http://www.carrygear.com)

**Clean Bottle**  
Website: [www.cleanbottle.com](http://www.cleanbottle.com)

**Detours**  
Website: [www.detours.us](http://www.detours.us)

**Duro Tire**  
Website: [www.durotire.com](http://www.durotire.com)

**Fly Pedals LLC**  
Website: [www.FlyPedals.com](http://www.FlyPedals.com)

**Fox Racing Shox**  
Website: [www.foxracingshox.com](http://www.foxracingshox.com)

**Holster Light**  
Website: [www.holsterlight.com](http://www.holsterlight.com)

**ISM Saddles**  
Website: [www.ismseat.com](http://www.ismseat.com)

**Kenda USA**  
Website: [www.kendatire.com](http://www.kendatire.com)

**Kryptonite**  
Website: [www.kryptonitelock.com](http://www.kryptonitelock.com)

**Mountain Racing Products**  
Website:  
[www.mountainracingproducts.com](http://www.mountainracingproducts.com);  
[www.powergrips.com](http://www.powergrips.com)

**Serfas**  
Website: [www.serfas.com](http://www.serfas.com)

**SRAM**  
Website: [www.sram.com](http://www.sram.com)

**Tallac House**  
Website: [www.tallachouse.com](http://www.tallachouse.com)

**Trail Rail**  
Website: [www.trail-rail.com](http://www.trail-rail.com)

**WTB**  
Website: [www.wtb.com](http://www.wtb.com)

## Bicycle Storage & Transport

**Lift & Storage Systems, Inc.**  
Website: [www.liftnstore.com](http://www.liftnstore.com)

**Storage Elevator**  
Website: [www.storageelevator.com](http://www.storageelevator.com)

**Swagman**  
Website: [www.swagman.net](http://www.swagman.net)

**VeloGrip**  
Website: [www.velogrip.com](http://www.velogrip.com)

## Bike Patrol Supply Companies



**Bicycle Patrol Outfitters**  
Website: [www.police-bikes.com](http://www.police-bikes.com)



**Police Bike Store**  
Website: [www.policebikestore.com](http://www.policebikestore.com)

**4Bike-Police.com**  
Website: [www.4bike-police.com](http://www.4bike-police.com)

**Patrol Bike Systems**  
Website: [www.patrolbike.com](http://www.patrolbike.com)

**Tactical Wear Online**  
Website: [www.tacticalwearonline.com](http://www.tacticalwearonline.com)

**Team Cycling and Fitness**  
Website: [www.teamcyclingandfitness.com](http://www.teamcyclingandfitness.com)

**The Bicycle Store**  
Website: [www.thebicyclestorenj.com](http://www.thebicyclestorenj.com)

## Clothing & Accessories

**Bern Unlimited**  
Website: [www.bernunlimited.com](http://www.bernunlimited.com)

**IXS/The Gravity Cartel**  
Website: [www.thegravitycartel.com](http://www.thegravitycartel.com)

**Maxit Designs**  
Website: [www.maxit-inc.com](http://www.maxit-inc.com),  
[www.headgator.com](http://www.headgator.com)

**SockGuy**  
Website: [www.sockguy.com](http://www.sockguy.com)

**Zensah**  
Website: [www.zensah.com](http://www.zensah.com)

**Zoic Clothing**  
Website: [www.zoic.com](http://www.zoic.com)

## Duty Gear

**Benchmade Knife Co.**  
Website: [www.benchmade.com](http://www.benchmade.com)

**DutySmith**  
Website: [www.dutysmith.com](http://www.dutysmith.com)

# 2016 PRODUCT GUIDE

## Electronics & Lighting



### Cygolite

Website: [www.cygolite.com](http://www.cygolite.com)

### Alerte Systems Inc.

Website: [www.alertesystems.com](http://www.alertesystems.com)

### ARC: Astra Radio Communications

Website: [www.arcemics.com](http://www.arcemics.com)

### Cateye Bicycle Electronics

Website: [www.cateye.com](http://www.cateye.com)

### Cycle Siren

Website: [www.cyclesiren.com](http://www.cyclesiren.com)

### Mobile Edge

Website: [www.mobileedge.com](http://www.mobileedge.com)

### StupidBright.com

Website: [www.stupidbright.com](http://www.stupidbright.com)

## EMS

### EMP: Emergency Medical Products

Website: [www.buyemp.com](http://www.buyemp.com)

### H&H Medical Corporation

Website: [www.gohandh.com](http://www.gohandh.com)

### Stat Packs

Website: [www.statpacks.com](http://www.statpacks.com)

## Eyewear

### Dual Eyewear

Website: [www.dualeyewear.com](http://www.dualeyewear.com)

### Rudy Project Eyewear

Website: [www.e-rudy.com](http://www.e-rudy.com)

### Tifosi Optics

Website: [www.tifosioptics.com](http://www.tifosioptics.com)

## Footwear

### Five Ten

Website: [www.fiveten.com](http://www.fiveten.com)

### Haix North America

Website: [www.haix.com](http://www.haix.com)

## Maintenance & Tools

### ProGold Lubricants/ABC Compounding

Website: [www.progoldmfr.com](http://www.progoldmfr.com)

### United Bicycle Supply

Website: [www.unitedbicyclesupply.com](http://www.unitedbicyclesupply.com)

## Specialty Items



### Cera Products, Inc.

Website: [www.ceraproductsinc.com](http://www.ceraproductsinc.com)

### ARMORPUR

Website: [www.armorpur.com](http://www.armorpur.com)

### CycleAware

Website: [www.cycleaware.com](http://www.cycleaware.com)

### ELHN Badge & Emblem Design

Website: [www.elhnbadge.com](http://www.elhnbadge.com)

### Inviscid Design

Website: [www.invisciddesign.com](http://www.invisciddesign.com)

### Law Enforcement Ride & Run To Remember

Website: [www.rideandruntoremember.org](http://www.rideandruntoremember.org)

### NuGo Nutrition

Website: [www.nugonutrition.com](http://www.nugonutrition.com)

### Promotive.com

Website: [www.promotive.com/IPMBA](http://www.promotive.com/IPMBA)

### SAFETEC

Website: [www.safetec.com](http://www.safetec.com)

### Tiger Eye

Website: [www.teamtigereye.com](http://www.teamtigereye.com)

### W&W Associates, Inc.

Website: [www.wnwinc.com](http://www.wnwinc.com)

### Whistles for Life

Website: [www.whistlesforlife.com](http://www.whistlesforlife.com)

## Training



### Jones & Bartlett Learning

Website: [www.jblearning.com](http://www.jblearning.com)

### Law Enforcement Exploring

Website: [www.learningforlife.org](http://www.learningforlife.org)

### Smart Firearms

Website: [www.smartfirearms.us](http://www.smartfirearms.us)

### Street Crimes Seminars

Website: [www.streetcrimes.com](http://www.streetcrimes.com)

## Uniforms



### Bratwear

Website: [www.bratwear.com](http://www.bratwear.com)



### MOCEAN

Website: [www.mocean.net](http://www.mocean.net)

### Amwear Group

Website: [www.tactsquad.com](http://www.tactsquad.com)

### Bellwether Clothing

Website: [www.bellwetherclothing.com](http://www.bellwetherclothing.com)

### Olympic Uniforms/J. Marcel

Website: [www.olyuniforms.com](http://www.olyuniforms.com)

## Other



### EMS World

Website: [www.emsworld.com](http://www.emsworld.com)

### Cygnus Law Enforcement Group

Website: [www.officer.com](http://www.officer.com)

### Dirt Rag/Bicycle Times

Website: [www.dirtragemag.com](http://www.dirtragemag.com)

### IMBA

Website: [www.imba.com](http://www.imba.com)

### League of American Bicyclists

Website: [www.bikeleague.org](http://www.bikeleague.org)

### Login, Inc./IACPNet

Website: [www.iacpnet.com](http://www.iacpnet.com)

### National Association of School Resource Officers

Website: [www.nasro.org](http://www.nasro.org)

### National EMS Memorial Bike Ride

Website: [www.muddyangels.com](http://www.muddyangels.com)

### NHTSA Safety Countermeasures

Website: [www.nhtsa.dot.gov](http://www.nhtsa.dot.gov)

### Officer Down Memorial Page

Website: [www.odmp.org](http://www.odmp.org)

### PeopleforBikes

Website: [www.peoplesforbikes.org](http://www.peoplesforbikes.org)

### Police Magazine

Website: [www.policemag.com](http://www.policemag.com)



# CYGOLITE

# P3 SERIES

## REDEFINING BICYCLE PATROL VISIBILITY



### TACTICAL GRADE DURABILITY

- Shock proof LED technology
- Robust, center mounted dual brackets for secure and simple mounting
- Withstands the elements with reinforced aluminum alloy, UV resistant polymer, and water resistant construction

### ADVANCED LIGHTBAR PERFORMANCE

- Industry's brightest white, red and blue LEDs\*
- Strategically spaced LED housing provides optimal light bar visibility
- Multiple pursuit modes including solid red with flashing blue\*
- Compact high capacity Li-ion battery for all night patrolling

### SIMPLIFIED OPERATION

- Recharge through the direct charging port, keeping the headunit and battery connected for quick deployment
- Two illuminated buttons independently control the high output headlight and the auxiliary red/blue LEDs\*
- Battery level indicator

**Engineered, assembled, and serviced in the USA**

**Learn more:** Phone: (714) 437-7752 Email: [patrol@cygolite.com](mailto:patrol@cygolite.com) Web: [www.cygolite.com](http://www.cygolite.com) \*Amber LED version available for safety / security / EMS

Founded in 1991 in Orange County, California,  
Cygolite is a leading US manufacturer of rechargeable LED bicycle lighting systems.

Cygolite 1307-A East Saint Gertrude Place, Santa Ana, California 92705



by Ray McCahery, *EMSCI #221*  
Philadelphia (PA) Fire Department

During the summer leading up to the historic Papal visit to the United States, Philadelphia Fire Department's EMS Division realized that while they would be able to provide adequate resources to cover the large crowds of spectators, such as ambulances and foot patrols, they had a severe resource gap: EMS Bike Teams. Philadelphia Fire EMS has only 50 bike paramedics.

**We wanted all of our personnel to be trained to the IPMBA standard so they could operate their bikes safely and effectively within the crowds.**

While no-one could predict exactly how many people would descend on Philadelphia during the conclusion of the World Meeting of Families and the Papal Mass on the Parkway, a few things were certain. This would be the largest National Special Security Event the Secret Service has ever coordinated. Multiple venues would be stretched across Philadelphia from river to river.

The total length of the area was 2.5 miles. Unknown was how wide the event would get, especially given the limited number of entrances to ensure that everyone in attendance was screened by magnetometers.

The Philadelphia Fire Department was able to secure 100 ambulances. These were deployed around the City to assist with the Papal events as well as handle 911 calls. An additional 100 all-terrain utility vehicles were also procured to respond to emergencies within the deployment area. Further, foot patrols were sent into the areas where the thickest crowds of spectators waited hours for a glimpse of the Pope. But as we all know, EMS bikes fill that niche where ambulances and utility vehicles can't go and foot patrols take too long to respond. But with only 50 trained bike paramedics, we were faced with a shortage we had to fill. It was time to think creatively.

One of the first things I did was contact IPMBA for a list of EMS agencies in Pennsylvania and surrounding states that have EMS bike teams. We wanted all of our personnel to be trained to the IPMBA standard so they could operate their bikes safely and effectively within the crowds.

Fortunately, both Pennsylvania and New Jersey have lots of EMTs and Paramedics trained to use bikes in the line of duty.

Philadelphia also has a lot of colleges, many of which have student EMS teams utilizing bicycles. Two of the largest are the University of Pennsylvania and Drexel University, both of which use IPMBA training. We approached officials at the universities as well as surrounding EMS agencies and requested EMS bike personnel to assist us. Although most agencies wanted to help, they were limited not by the number of trained personnel, but by the number of bicycles they owned.

## In the Spirit of Cooperation

We approached the World Meeting of Families (WMF) with an idea that was born out of collaborative talks between EMS providers. If the WMF would buy the mountain bikes, we would be able to deploy more than a hundred bike-mounted EMTs and Paramedics. In exchange for donating their services, the EMS providers would be given the mountain bikes that they used during the Papal Visit. The WMF agreed, and in the spirit of cooperation, a dozen EMS agencies along with the local universities provided almost 75 additional EMS bike personnel for three days. Penn Student Medical Response Team alone provided 22 volunteers.

The weekend of the Papal festivities and Mass saw an estimated one million people surge into the area. Bike EMTs and Paramedics responded to hundreds of 911 calls and never experienced any problems. EMTs from New Jersey working side-by-side with Paramedics from Pennsylvania was not an uncommon sight. The Papal visit to Philadelphia may have been the largest EMS Bike Team deployment in the United States to date and we are proud to have been part of it.

*Ray is the Philadelphia Fire Department's EMS Executive Officer. He was certified as IPMBA EMS Cyclist in 2006 and an Instructor in 2008. He has also completed the IPMBA EMS Cyclist II Course. He can be reached at Ray.McCahery@phila.gov.*

Photos courtesy Ray McCahery.



Hackensack (NJ) EMS Bike Team



University of Pennsylvania EMS Bike Team



# Twin “W” and the Papal Visit Stand-By

by Chris Polgar  
Twin “W” EMS (NJ)

When the Philadelphia Fire Department (PFD) reached out to Twin “W” to help out with the Papal Visit Stand-By, I was excited! I had no idea how they found me [it was through IPMBA] but I’m glad they did. Twin “W” changed its operational status to “inactive” when the West Windsor Township chose to no longer unitize Twin “W” for township coverage. I started the bike team in 2014 and this was my chance to continue it.

Because of the inactive status, there were a lot of challenges to fulfilling Philadelphia Fire Department’s request. First was the staffing, then finding the medical supplies, and finally obtaining a new auto insurance policy for our responder vehicle to transport all the equipment and bikes from the squad house to Philadelphia.

I knew that we had to partner with another organization to keep our EMS Bike Patrol operational. I met with Tom Yohnnson, Chief of Burlington County K-9 Search and Rescue Team. Chief Yohnnson thought that our EMS Bike Patrol would be an outstanding addition to his company and agreed to insure our vehicle.

Unfortunately, timing did not work out in our favor, but Chief Yohnnson was able to find an alternative way to transport the equipment, personnel, and bikes to Philadelphia.

As a result, Twin “W” was able to deploy two IPMBA certified EMS Cyclists (one Paramedic and one EMT) to the event. We also were able to provide medical supplies. I later learned that we did not

have to supply anything more than personnel and uniforms. Philadelphia Fire Department was providing the bikes and medical supplies.

When we arrived in Philadelphia, we met with other EMS departments, chose our bikes, and then were briefed by two PFD Lieutenants. After being cleared by the Secret Service, we were given a tour of the area we would be patrolling as well as “EMS 1”, which was the main EMS hub station and mobile Emergency Room. The ER and pharmacy were staffed with 100% volunteer personnel. It was impressive.

Our first day patrolling was in “Secure 1”, which was the closest to the Pope’s stage on the parkway. Each sector was small but held a very large number of people. Each person coming into that area had a ticket for a seat. This made the section well organized and easy to maneuver in and around. We worked 14 hours on the first day. Half the day was spent on the bikes and the other half was spent on foot in the VIP stage next to the Pope. It was an amazing experience to be so close to the Pope as well as other celebrities that performed on stage, such as Aretha Franklin and Mark Wahlberg. We used our panniers as our jump bags for the VIP stage. We each carried the essential BLS equipment, including oxygen and AED. Nearby were motorized ALS carts and golf carts if we needed them.

On the second day, we worked 12 hours in “Secure 3”. It was significantly further away from the stage on the parkway. These were the “cheap seats”; people brought their own chairs or got comfortable “picnic style”, settling in anywhere they could. The area was extremely crowded. We put our slow riding skills to the test, maneuvering through crowds of people who were not paying attention to their surroundings.

I was impressed with how the EMS calls were handled. Information was given via radio to EMS 1, which then assigned the call to the appropriate EMS sector. The EMS sector then assigned the job to either a motorized cart, bike unit, or foot patrol.

Despite the high call volume and number of patients treated, our bike team only had a few dispatches but did not treat any patients. The patient was either gone on arrival or was intercepted by an EMS motor cart.

We slept in the Philadelphia Convention Center on cots supplied by the American Red Cross. We showered in shower trailers. The showers were surprisingly nice, and even had hot water. Wawa donated four meals per day.

After the event, Philadelphia Fire Department gifted each EMS Cyclist with the bike, panniers, equipment (excluding the oxygen tank and AED), and a challenge coin. I felt that gesture was very generous of PFD. Our new bikes increased my department’s fleet from four to six EMS bikes.

The clientele at the event was very different than the typical arena crowd. Everybody was polite and appreciated the work we did. A few even helped with crowd control. This by far was the largest event I have participated in during my eleven-year EMS career. This might even be the largest event of my career. It certainly is likely to be the most historical!



Christopher Polgar, NREMT-P, MICP, is the Captain of the Twin “W” First Aid Squad in West Windsor, New Jersey. He founded the bike squad and has attended the IPMBA EMS Cyclist and EMSC Cyclist II Courses. Despite having been shut down by the town in favor of a paid department, Chris continues to operate the Twin “W” First Aid Squad’s EMS Bike Team. He can be reached at [chris.polgar@twinwv.org](mailto:chris.polgar@twinwv.org).

Photos courtesy Chris Polgar.

by Michael Gommer, PCI #1105-B  
Upper Dublin (PA) Police Department

On the weekend of September 26-27, 2015, His Holiness, Pope Francis, traveled to the City of Philadelphia for the World Meeting of Families. Preparation for this monumental visit began more than twelve months prior to his visit. Planners had no idea how many pilgrims that would flock to the Philadelphia region to take part in the World Meeting of Families and to see Pope Francis, but they knew it would be a lot. One thing was certain: planners

# Holy Bike Patrol!



MIRT BRT on the Parade Route



BRT Officer and Pope Francis

had to balance providing security for Pope Francis with keeping him accessible to the faithful.

Most of the activities for the World Meeting of Families occurred inside the City of Philadelphia; however, police in Montgomery County (PA) had the honor of protecting Saint Charles

Seminary, the temporary residence of the Pope. The Montgomery County (PA) Major Incident Response Team (MIRT) tasked their Bike Response Team (BRT) to assist in this mission.

The Bike Response Team consisted of 40 IPMBA BRT trained bike patrol officers working in four ten-man teams. The BRT was assigned many duties, including crowd control, rapid response to emergencies and keeping the motorcade route open.

The BRT also had to strike a balance between policing and controlling the jubilant crowds while maintaining a friendly, law enforcement appearance fitting the joyous occasion.

The BRT Unit performed as advertised. Our “friendly bike cop” appearance fostered a pleasant atmosphere while allowing us the mobility to control the crowds with our mobile barricades. Our biggest test came when the Holy Father decided to make an unscheduled trip to Saint Joseph’s University. It seems we were notified of the visit a few hours after the student body. Upon our arrival, we were met by a large crowd of students that needed to be moved. The BRT team utilized a line formation and was able to move and

control the crowd, allowing for a safe and successful visit by Pope Francis.

IPMBA is the leader in police mountain bike training and tactics. IPMBA’s BRT program is just one example of the cutting edge law enforcement training that IPMBA offers to make our job easier and enable us to complete our missions.

I would strongly encourage any police administrator who questions the effectiveness of IPMBA BRT training to look at the success of the 2015 World Meeting of Families. Without IPMBA training, our mission would have been more difficult to complete.

*Michael Gommer is a Detective with the Upper Dublin Township Police Department in Montgomery County, Pennsylvania. He is an IPMBA Police Cyclist Instructor with BRT rating and is the lead trainer and a team leader of the Montgomery County (PA) Major Incident Response Team’s (MIRT) Bike Response Team (BRT). He can be reached at michael.gommer@udpd.us.*

Photos courtesy Michael Gommer.



Upper Dublin Police Department Bicycle Response Team

# Doing the Reverse Rocky

by Maureen Becker  
IPMBA Executive Director

It was September 26, 2015, and the City of Philadelphia was indeed alive with Brotherly Love. The World Meeting of Families was in full swing and hundreds of thousands of adoring fans had flooded the streets in hopes of catching a glimpse of – or a blessing from – Pope Francis.

The Philadelphia Police Department (PPD) had been preparing for months, training in all sorts of operations and tactics. Knowing that vehicular traffic would be restricted, they decided upon a large-scale deployment of one of the most maneuverable, versatile mode of transportation available – the bicycle. Fortunately, PPD has a long-standing tradition of putting cops on bikes, not just for patrol, but also for the pioneering bike-mounted Narcotics Strike Force and as a part of the Mobile Field Force.

Although often and effectively used for crowd control and management, the PPD took a more traditional approach. Since squad cars would be impractical in the downtown sector, bike officers would handle all regular patrol and responses to calls for service.

Central Philadelphia was divided into four zones, each of which was divided into 10 grids, each of which was patrolled by 3-4 bike officers. 264 bikes were deployed,

with officers working 12-hour shifts – day and night.

In preparation for the big event, Philadelphia Inspector Joel Dales, along with other PPD officers, attended the IPMBA Police Cyclist Course conducted by Dave Dager and Chris Denshuick of the University of Pennsylvania Police Department. As Chief of Logistics for some of the events, it was imperative that he be able to move quickly from place to place. Taking the class proved to be one of the keys to his success.

Even on a Gator®, the barricades and traffic hampered his movement, and it wasn't long before he switched to the bike. He remarked, "On the bike, I could get anywhere I needed to be." He was able to navigate the parade route from start to finish with no delays or concerns about the barriers to access. One of the more thrilling moments was riding alongside the Pope Mobile as it traversed the Benjamin Franklin Parkway, eliciting screams of joy and adulation from onlookers.

When asked about the other highlights of the papal visit, Dales hesitated before recanting a story that involved the Philadelphia Art Museum steps made famous by Rocky. He was positioned at the top of the steps when he was called upon to respond to an incident near

SPECIAL REPORT



Joel and colleague contrast their vehicles.

the bottom. He approached the brink, thought twice, focused his eyes forward, placed his pedals at 3 and 9, pushed back off the saddle, took his hand off the front brake, and let it fly!

He arrived safely at the bottom, took care of the situation, and gave thanks for having taken the IPMBA class and having gained the confidence to do a "Reverse Rocky" on the Art Museum steps.

*Inspector Joel Dales is the Commanding Officer of the South Police Division of the Philadelphia Police Department. IPMBA thanks him for interviewing for this article. He can be reached at joel.dales@phila.gov.*

Photo courtesy Joel Dales.

## Become an IPMBA Instructor



**Join the ranks of more than 1,400 of your fellow public safety bicyclists by becoming an IPMBA Instructor.**

Call 410-744-2400 or email [info@ipmba.org](mailto:info@ipmba.org) for an instructor application packet. In the simplest of terms, to become an Instructor, you must meet the criteria outlined in the packet, apply to IPMBA headquarters, be approved, then register for and attend one of the Instructor Courses.

### Upcoming courses:

Asheville NC (April 23-27, 2016)  
Additional dates to be announced.

*"I applaud IPMBA for upholding a strong standard for participating in the IC."  
"This is the best instructor course I have ever been involved in."*

*"Challenging and rewarding...a hard-earned certificate!"*



Newsletter of the  
**International Police Mountain  
Bike Association**

583 Frederick Road, Suite 5B  
Baltimore, MD 21228  
PH: 410-744-2400 ~ FX: 410-744-5504  
E-mail: [info@ipmba.org](mailto:info@ipmba.org)  
Website: [www.ipmba.org](http://www.ipmba.org)

**Bernie Hogancamp**  
IPMBA President  
**Maureen Becker**  
Executive Director; Managing Editor

**Jennifer Horan**  
Design and Layout

Copyright 2016 © International Police Mountain  
Bike Association (IPMBA).

Reproduction without permission is prohibited.

The International Police Mountain Bike Association promotes the use of bikes for public safety, provides resources and networking opportunities, and offers the best, most complete training for public safety cyclists.

IPMBA Membership is \$55.00 per year.

Interested in submitting an article?  
Interested in advertising in *IPMBA News*?  
Email [Maureen@ipmba.org](mailto:Maureen@ipmba.org) for information.

# Beyond Philadelphia - The Papal Visit

by John Gillespie, *EMSCI #230*  
Radnor (PA) Fire Company

While not in the thick of the event itself, the months of preparation did not skip the agencies surrounding the City of Philadelphia. Radnor Fire & Ambulance, located 13 miles west of Philly, was one of many affected by the week-long activities. The World Meeting of Families (WMF) and its organizers encouraged people to use public transportation, especially since large areas of the city were affected by travel and vehicle restrictions. SEPTA (South Eastern Public Transit Authority) – the region’s public transportation network of trains, buses, and trolleys – limited the number of stations that would service the city during the weekend of the Pope’s visit, and Radnor was the township in the entire region that got tasked with two of these stations: one for the regional rail train system and one for the high speed trolley. SEPTA was selling advance tickets for each station in the area of 10,000 per day per station.

With the gridlock caused by people coming to park for the stations and with the main artery (I-76) into the City of Philadelphia being closed to traffic, we anticipated that Radnor was going to become a giant parking lot and we determined that the one of the only methods of response was going to be our bike teams. Radnor Fire Company (RFC) already had an active



Ready for the Crowds

team with 15 members and eight bikes, but we trained an additional 10 people so we could staff four bikes at each station and any response points in between. RFC was going to staff EMS tents at each station for the 48-hour operational period that the Pope was in town.

Bright and early at o-dark three thirty, the first wave of bike team members made its way to the two stations. Each area would have one ALS bike team, one BLS bike team, a Gator-type vehicle, and several EMS members – both ALS and BLS – to handle the crowds of people expected to arrive for the first trains at 5am. Each train was going to stop only at this specific station and then head directly into the city. It was estimated that each train would hold approximately 950 people. The last train into the city would depart that station at 12 noon.

After all the preparation and hype surrounding the event, it really was a bust from our standpoint. Yes, the people came to get on the trains but nowhere near the number predicted. There were no massive throngs of people trying to get on the



The “Crowds”

train; instead, there were orderly people excited about going to see the Pope. That made it an enjoyable – albeit long – weekend.

RFC’s bike teams logged more than 200 miles just riding back and forth between stations and around the stations themselves. There was one medical emergency that required transport, and the patient was a SEPTA worker, not one of the visitors.

I guess it is better to have had the months of planning and training for the “what-ifs” and not have them happen than it is to be on the front page of the newspaper and be the lead story on the evening news for being caught unawares. We trained hard, had fun, and did our jobs, knowing that if something did happen, we were prepared to handle it.

*John is currently the Chief Engineer at the Radnor Fire Company and heads up the EMS Bike Team. He helped start the team in 2005, took the IPMBA EMS Cyclist course in 2006 and was certified as an IPMBA Instructor in 2009. John has trained numerous cyclists from EMS squads in the metro Philly area for large-scale events like the US Open and the Papal Visit. When not riding, John spends his time as a volunteer firefighter and is an avid curler during the winter months. He can be reached at [jgillespie437@gmail.com](mailto:jgillespie437@gmail.com).*

Photos courtesy John Gillespie.

## The PATROL-HL Bike Siren/Lighting System



### PATROL-HL Features

- ✓ Ultra-Bright High-Lumens White LED beam streetlight. Two light-level modes provided a light beam range of, **90+ft** and **200+ft**.
- ✓ User programmable sound modes - **Wail, Yelp, Phaser** and **Horn**.
- ✓ Daylight viewing **Code-3 LED strobe lighting** - Police or EMS color options, **red/blue, all blue, red/white**.

[www.cyclesiren.com](http://www.cyclesiren.com)

(877) 477 4736

# Mill Creek Bike Patrol Officer Mike Harris Retires After 30 Years

by Richard Van Winkle  
News of Mill Creek

This article appeared in the August 9, 2015, edition of News of Mill Creek.

The Mill Creek City Council Chamber was packed with fellow officers, city employees, friends, and family gathered to honor Police Officer Mike Harris at his retirement potluck lunch on Monday, August 3, 2015.

Mill Creek Chief Bob Crannell made a rousing and humorous farewell oration for Officer Harris, who seems too young to have had a 30-year career in law enforcement. Perhaps patrolling Mill Creek's roads and trails riding on a mountain bike has had a rejuvenating effect.

Chief Crannell opened his talk by saying, "Today we gather to not say goodbye, but to say congratulations and good luck to Officer Mike Harris in celebration and recognition of his 30 plus years of law enforcement service; 25 years of that service have occurred right here in the City of Mill Creek."

Officer Harris joined the Mill Creek Police Department in 1990. Among his

accomplishments is the formation of the Mill Creek Bike Patrol Program over twenty years ago.

Mill Creek's Bike Unit is widely acclaimed, not only for its effectiveness in patrolling the city's many pathways and wooded open spaces, but for allowing patrol officers to interact with citizens more effectively than from a patrol car.

In 2012, Officer Harris started Bike Night at the Mill Creek Sports Park in an effort to give BMX riders a chance to use the skateboard park's concrete bowl, stairs, and ledges to practice tricks.

Bikes are normally disallowed in the skateboard park because running bikers and skateboarders at the same time is unsafe.

Officer Harris' initiative improved the relationship between Mill Creek Police Officers and Mill Creek's BMX bike riders, which is a key goal of community policing.

In 2014, Officer Harris was the driving force for Mill Creek's BMX Bike Jam and Competition at the Mill Creek Sports Park. Riders from all around converged in Mill Creek for the daylong competition.

Here are some excerpts from a few of the testimonials Chief Crannell read at Officer Harris's retirement luncheon:

*"On behalf of the Mill Creek Community Association, I would like to thank you for your exemplary service to the City of Mill Creek. The Association is a safer place for your 25 years of service to the City."*

— Mary Ann Heine, Mill Creek Community Association Executive Administrator.



Photo by Richard Van Winkle

Mike Harris being congratulated by Police Chief Bob Crannell.

*"It's been my absolute pleasure to have known you since you joined the Mill Creek Police Force 25 years ago. As a new City Councilmember back in the day, you stood out as a police officer who truly wanted to engage with our citizens and show what policing is all about, getting to know our residents... On behalf of the citizens, thanks for being a mentor to our youth, watching over our city while we slept, and for always respecting each citizen no matter what the circumstance. You will be missed."*

— Kathy Nielsen, former Mill Creek City Councilmember.

*"On behalf of our members, I would like to thank you for your dedication to life safety and your commitment to the community. You did this professionally and with a sense of good humor... The citizens were very fortunate to have had such a dedicated employee, who understood the meaning of community and public service."*

— Gary Meek, Snohomish County Fire District 7 Fire Chief.

City Manager Rebecca Polizzotto also expressed her appreciation of Officer Harris's service when she gave him the Oath of Retirement, "... He has dedicated himself to the vision, mission, and values of the Mill Creek Police Department and he has exceeded the expectations of the citizens of Mill Creek. He gave nothing less than his best every day and we are all proud of his accomplishments. As a sworn law enforcement officer, he recognized that he stood as a symbol of public trust."

"He will be missed by the members of his department, the city staff, and especially the citizens of this community."



Photo courtesy City of Mill Creek

## IPMBA Members on the Move

IPMBA congratulates the following members on their retirement and thanks them for their service to IPMBA and their communities.

**Ramon Colon**,  
*Metropolitan (DC) Police*  
**Larry Dehrer**,  
*US Treasury (CO) Police*  
**Thomas Goad**,  
*Royal Oak (MI) Police*  
**John Hanke**,  
*Joliet (IL) Police*  
**Mike Harris**,  
*Mill Creek (WA) Police*  
**Timothy Keaveney**,  
*Pennsylvania State Police*  
**Jon Pesesko**,  
*Bethlehem (PA) Police*  
**Amy Resnick**,  
*Fox Point (WI) Police*

IPMBA wishes the following IPMBA members best of luck in their new positions.

**Mike Harris**,  
*Mill Creek (WA) Police;*  
*Federal Reserve Bank Police*  
**Ken LaMulle**,  
*Saint Tammany Parish (LA)*  
*Sheriff's Office;*  
*Louisiana State Police*  
**Brian Melvin**,  
*Saint Tammany Parish (LA)*  
*Sheriff's Office;*  
*Louisiana State Police*  
**Christopher Sharp**,  
*University of Tennessee at*  
*Knoxville Police; Engineer at*  
*Kennedy Space Center*

## Rance Okada's Alter Ego

The identity of author Randy Hill has recently been revealed as IPMBA Instructor-Trainer Rance Okada.


According to Amazon.com, Randy Hill is a pseudonym the author uses to protect his identity. Randy (aka Rance) is a former Army airborne ranger, infantry and military police officer, and inspector general. He retired from the US Army Reserve as a Colonel. He also retired from a metropolitan police department (Westminster, Colorado) where he was a patrol officer and SWAT sniper.

He has written two books, both of which are available on Amazon.com, in both paperback and Kindle editions.

### *The Survivors: Book I*

In a post-apocalyptic America, desperate survivors have banded together in redoubts to pool their resources and provide defense against marauding bands of raiders.

A bedraggled soldier presents himself to a group of survivors, offering military skills and training in return for food and shelter. Despite their misgivings about the soldier's dark, sinister past, they tentatively accept him into the redoubt. He transforms them from farmers and ranchers into a formidable militia. And just



in time, too, as bands of raiders cast their covetous eyes on the survivor redoubt and make their plans for attacking and pillaging.

### *The Survivors, Book II: After the Attack*

Two years after their Redoubt was almost destroyed by Raiders, the Survivors are confronted by a new and more powerful enemy.

This new enemy threatens to overwhelm every Survivor enclave in the region, and Redoubt Ginger is their first target.

As this ruthless enemy closes in, the Survivors receive assistance from an unexpected and sometimes unwelcome source: Green Berets.

*The Survivors: Book II* continues the adventures of the Survivors, the Advisor and his militia as they battle to save their Redoubt.

## Case Western Reserve University Creates Public Safety and Security Department

by Karen Farkas

This article was published on November 2, 2015, by [www.cleveland.com](http://www.cleveland.com).



CLEVELAND, Ohio – Case Western Reserve University is coordinating campus safety programs and named Frank Demes as its first executive director for public safety and security.

Demes, who started in November, was assistant chief of the George

Washington University Police Department and has served as interim chief. He had been with that department for 26 years.

Demes will oversee CWRU's police and security operations, as well as dispatch, emergency management and the facilities-security program.

The university recently combined those functions and added the new executive director position, according to a news release.

"I am inspired by this opportunity to lead the Case Western Reserve's safety and security efforts during a time of great expansion and excitement at the university," Demes said in the release. "I was intrigued by those I met during the search process and look forward to learning more about ways we can serve the campus even more effectively going forward."

As part of the changes, CWRU Police Chief Arthur Hardee has been promoted to the new position of executive director for police community relations, the university said. He has been chief since CWRU launched a formal department in 2006.

According to the posting for the job, public safety responsibilities include crime prevention and education, community policing, law enforcement, emergency first response, event security management, investigations, security policies and plans, security assessments, and regulatory compliance at the local, state, and federal levels.

## Well-Dressed Bike Officer Contest

IPMBA member Colin McCoy of the Tampa (FL) Police Department is the lucky winner of *Police Magazine's* Annual Well-Dressed Bike Officer contest.

In addition to receiving a free registration to the 2016 IPMBA Conference in Asheville, North Carolina, Colin won a C3Sports MaxPatrol-600 from **Police Bike Store**; **MOCEAN** shirt, jacket, vest carrier, shorts, and pants; a **Bern Morrison** helmet; a pair of **Original S.W.A.T.** Chase Low shoes; and a **Volcanic** APB Approach Bicycle.

IPMBA thanks *Police Magazine* for the opportunity to participate in the contest and looks forward to the 2016 contest.




Photo by Scott Picquet.

## —Advance Notice—

# Call for Instructors and Workshop Proposals

The 27th Annual IPMBA Conference will be held Monday, June 5-Friday, June 9, 2017, in Delaware, Ohio. This schedule is a departure from the current format and the final format has yet to be determined. Due to the reduction from seven to five days, some certification courses will overlap the workshops. The goal is to shorten the duration and enable more attendees to participate in the competition and awards ceremony. Certification courses will be scheduled June 5-9, and the conference workshops will take place June 8-9.

If you are an active, IPMBA-certified instructor and are interested in teaching at the conference or pre-conference, you must submit a **Call for Instructors and Workshops** form, which will be available from the IPMBA office shortly after the 2016 IPMBA Conference.

You will be asked to outline your bicycling, work, and teaching experience, *including non-bicycling-related expertise and/or instructor certifications*.

Instructors will be selected for the pre-conference training courses as well as the core conference workshops.

*It's easy – just follow these steps!*

**STEP ONE:** Contact IPMBA HQ at [Maureen@ipmba.org](mailto:Maureen@ipmba.org) or 410-744-2400. Ask for a Call for Instructors and Workshops form (available after the 2015 conference).

**STEP TWO:** Select a Topic. Stop hoarding your in-service training ideas.

**STEP THREE:** Write your Proposal. Follow the guidelines carefully.

**STEP FOUR:** Submit your proposal to IPMBA HQ by **June 15, 2016**.

**STEP FIVE:** You will be notified of the Education Committee's decision in early fall.

**Note:** Even if your workshop has been offered at past conferences, you must still submit the form. Past inclusion does not guarantee future acceptance.

## IPMBA Board Openings Announcement

Three seats on the IPMBA Board of Directors will be up for election/re-election at the 2016 IPMBA Conference in Asheville, North Carolina. This is the official notice for those who may be interested in serving on the IPMBA Board.

In order to be eligible to serve on the Board of Directors, you must hold current, active certification as an IPMBA Instructor.

According to the IPMBA By-Laws, Article 111, Section 5: Board Candidate, any qualified member can become a candidate for the Board of Directors by:

a. Submitting a letter of interest to the Executive Director after the official notice and no later than 45 days prior to the first day of the Annual IPMBA Conference (last day to submit letter and resume will be **March 14, 2016**).

b. A resume or C.V. (curriculum vitae) must accompany the letter of interest. If a resume or C.V. is not submitted, the candidate's name will be deleted from the list of potential candidates.

If you are interested in serving on the IPMBA Board, you may submit your letter of interest and resume to the Executive Director at any time before **March 14, 2016**.

Please email your letter of interest and resume to [maureen@ipmba.org](mailto:maureen@ipmba.org). Hard copies will not be accepted.

You will be expected to address the board during its pre-conference meeting in April; exact date and time to be determined.

If you have questions about board member responsibilities, please contact Maureen at 410-744-2400 or [maureen@ipmba.org](mailto:maureen@ipmba.org) or any current board member. Contact information for current board members can be found at <http://ipmba.org/about/ipmba/board-and-staff>.

## The IPMBA Board

### President

**Bernie Hogancamp**  
PCI #498

Homewood PD (retired); Homewood IL  
[president@ipmba.org](mailto:president@ipmba.org)

### Vice President

**Wren Nealy, Jr.**

EMSCI#154 / PCI#860

Cypress Creek EMS / Waller County  
Sheriff's Office, Spring TX  
[vp@ipmba.org](mailto:vp@ipmba.org)

### Secretary

**Craig Lepkowski**

PCI #1180 / EMSCI #272

Lake Forest PD, Lake Forest IL  
[secretary@ipmba.org](mailto:secretary@ipmba.org)

### Treasurer

**Mike Harris**

PCI #1125

Mill Creek PD, Mill Creek WA  
[treasurer@ipmba.org](mailto:treasurer@ipmba.org)

### Education Director

**Michael A. Wear**

PCI #516/EMSCI #059T

Metropolitan PD, Washington DC  
[education@ipmba.org](mailto:education@ipmba.org)

### Conference Coordinator

**Tom Harris**

PCI #861T / EMSCI #030T

East Baton Rouge Parish EMS /  
Livingston Parish Sheriff's Department,  
Baton Rouge LA  
[conferences@ipmba.org](mailto:conferences@ipmba.org)

### Industry Liaison

**James Englert**

PCI #1081

Arapahoe County Sheriff's Office,  
Centennial CO  
[industry@ipmba.org](mailto:industry@ipmba.org)

### EMS Coordinator

**Brian Gillman**

EMSCI #189

Cypress Creek EMS, Spring TX  
[emsc@ipmba.org](mailto:emsc@ipmba.org)

### Membership Director

**Gary Strang**

PCI #1457

London Police Service, London ON  
[membership@ipmba.org](mailto:membership@ipmba.org)

# Welcome New Instructor-Trainers

**I**PMBA congratulates Brian Gillman and Bobby Sellers, Cypress Creek EMS, on having attained the rank of Instructor-Trainer. In order to achieve this status, an IPMBA Instructor must meet a set of criteria that includes at least four years and 4,000 student-hours of teaching and teaching at a conference, followed by a student teach. After teaching a variety of Police, EMS, and Security Cyclist as well as Bicycle Response Team Training, Bobby and Brian have amassed more than 5,000 and 7,000 student-hours, respectively. They both completed their student teaches during the Instructor Course held November 16-20, 2015, in Houston, Texas. IPMBA appreciates their support and commitment to the cause as well as their willingness to volunteer their time and expertise to



Bobby Sellers

train future IPMBA Instructors. For more information about becoming an Instructor-Trainer, please visit <http://ipmba.org/images/uploads/2014InstructorTrainerCriteria.pdf>.

# DONATE TODAY



**IPMBA  
NEEDS YOU!**



**Please remember IPMBA in your giving plan.**

Your support helps us develop world-class training and resources for public safety cyclists.

When it comes to police, EMS, and security cycling, IPMBA's got your back!

I support IPMBA's efforts to keep world-class public safety cyclist training accessible and affordable.

My tax-deductible contribution is enclosed:  
\$100 \$75 \$50 \$25 \$ \_\_\_\_\_

Scan here to donate now!

— **We Thank** —

**Jim Bowell**

Troy (OH) Fire (retired)

**Tonya Fouch**

Allied Barton (VA) Security

**Mike Fults**

Spa Resort & Casino (CA) Security

**Michael Langdon**

Brisbane (Aus) EMS

**Greg Parsons**

Leesburg (VA) Police

**Martin Martinez**

Albuquerque (NM) Schools Police

**Kenneth Robbins**

San Jacinto College North (TX) EMS

**Thomas Young**

Shippensburg (PA) Police

Name \_\_\_\_\_

Membership Number \_\_\_\_\_

Address \_\_\_\_\_

Email \_\_\_\_\_

Phone Number (\_\_\_\_\_) \_\_\_\_\_ Amount of contribution: \$ \_\_\_\_\_

My check is enclosed (*payable to Police on Bikes, Inc.*).

Charge my MC/Visa:

\_\_\_\_\_ | \_\_\_\_\_ | \_\_\_\_\_ | \_\_\_\_\_

EXP \_\_\_/\_\_\_ CVV Code: \_\_\_\_\_

Mail to: INTERNATIONAL POLICE MOUNTAIN BIKE ASSOCIATION  
583 FREDERICK RD., SUITE 5B, BALTIMORE MD 21228

**Donate online at [www.ipmba.org](http://www.ipmba.org).**



# Congratulations, Instructor Course Graduates

INSTRUCTOR CORNER

Photo courtesy Cypress Creek EMS



## IPMBA Instructor Course Graduates

Houston (Spring), Texas, November 16-20, 2015.  
 Thomas Attaway, Frisco Police Department, Frisco TX; Christopher Audet, Tampa Police Department, Tampa FL;

Ulysses Bautista, McAllen Police Department, McAllen TX; Sherwin Brown, Atlanta Fire Rescue, Atlanta GA; Richard Byrd, US Government Publishing Office Police, Washington DC; Lawrence E. Cummings Jr., University of Texas-Arlington Public Safety, Arlington TX; Joshua Finkler, Jefferson County Sheriff's Office, Golden CO; Michael Gasell, Denver Health Paramedics, Denver CO; Justin Wendell Henderson, Stephen F. Austin State University Police, Nacogdoches TX; Toby Hoggard, Round Rock Police Department, Round Rock TX; Johnny Holland, Tarrant County College Police Department, Fort Worth TX; James Lee, University of Texas System Police Department, San Antonio TX; Johnny Leyba, Isleta Resort & Casino Security, Albuquerque NM; Tristen Lopez, College Station Police Department, College Station TX; William Lugg, Los Angeles Fire Department, Los Angeles CA; Robert Macklin, Tarrant County College Police Department, Fort Worth TX; Marco A. Martinez, Laredo Fire Department, Laredo TX; Christopher McClurg, Stephen F. Austin State University Police, Nacogdoches TX; Scott Allen Meier, Texas Medical Center Security, Houston TX; Christopher Morgan, Tulane University Police Department, New Orleans LA; Phillip Munoz, Laredo Fire Department, Laredo TX; Travis Nichols, Mount Pleasant Police Department, Mount Pleasant TX; Clint Patterson, Stephen F. Austin State University Police, Nacogdoches TX; Michael Pease, Boerne Police Department, Boerne TX; Jerry Profeta, Frisco Police Department, Frisco TX; Steven Ray, Cypress Creek EMS, Spring TX; Johnathan Rocha, McAllen Police Department, McAllen TX; Juan Carlos Rodriguez, Cypress Creek EMS, Spring TX; Bryan Stevens, Tampa Police Department, Tampa FL; Jason Sturm, Atlanta Fire Rescue, Atlanta GA; Victor F. Vasquez, Laredo Fire Department, Laredo TX; Ryan Washington, Tulane University Police Department, New Orleans LA; Steven Williams, Los Angeles Fire Department, Los Angeles CA; James Worley, Judson ISD Police Department, Converse TX.

**Need Accessories?**  
 Ask about patrol bags, racks, lights, eyewear, shin pads, chest protectors, gloves, components, tools, replacement parts and more.

**Revelate Frame Bag**  
 Patrol version available exclusively through Volcanic Bikes  
 Custom patches available in sizes S - XL



**Complete riding gear for all your On Duty and Off Duty needs**



Serfas TSL Police light

NiteRider Digital Patrol



SMITH LoPro Regulator



Bell Piston helmet decal options available

Bell Super 2R decal options available



FOX BomberS gloves

FOX Titan Jacket protective pads



FOX Titan Pro Knee & Shin pads



ask about our **Volcanic OFF DUTY purchase program**

**Upgrade your Volcanic "APB" Patrol Bike**

visit us  
[www.VolcanicBikes.com](http://www.VolcanicBikes.com)  
[shop.volcanicbikes.com](http://shop.volcanicbikes.com)



contact us

**509-427-8623**

[info@volcanicbikes.com](mailto:info@volcanicbikes.com)

use PROMO Code IPMBA16 for 25% off parts and accessories

ERGON Grips  
 Custom Decals

FOX Forks  
 SRAM Wheels

Silent Hub Option Available

order 3x10, 2x10 & 1x11 Drivetrain systems available in 26", 29" & 27.5" wheel size

# The “I Love U Guys” Foundation

(Continued from page 1)

the foundation got its name. To quote from their website, “Emily’s kindness, spirit, fierce joy, and the dignity and grace shown by the Keyes family following this tragic event define the core of The “I Love U Guys” Foundation.”

John-Michael is a huge proponent of school safety, which is the focus of many of his presentations. As Executive Director of The “I Love U Guys” Foundation, he has lead the development of the Standard Response Protocol (SRP) and the Standard Reunification Method (SRM).

I value the reasoning behind both the SRP and the SRM.

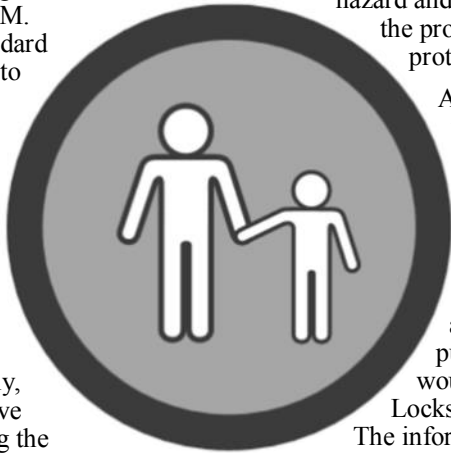
They provide a standard method for schools to perform lockdowns and deal with any given crisis situation in and around their buildings. The SRP was originally designed for schools (elementary to college), but recently, some businesses have begun implementing the SRP.

The SRM is a simple, standard method schools can use to establish a protocol to reunite students with parents after an incident. Both the SRP and SRM have been implemented and tested – and they work.

I am a big fan of the SRP and SRM, mainly because they are easy to use and are available at no cost from The “I Love U Guys” Foundation website. All the information is available on-line, including PowerPoint® presentations used for teaching school personnel.

## Standard Response Protocol

The SRP is not based on individual scenarios, but rather on the response to any given scenario. The premise is simple and the vocabulary is standardized. There are four specific actions (labeled with a “Term of Art”) that can be performed during an incident. Each of the four actions is followed by a directive. The action is then performed by everyone involved, including students, staff, and students.



1. **Lockout** is followed by the directive “Secure the Perimeter”. It is the protocol used to safeguard students and staff within the building.
2. **Lockdown** is followed by the directive “Locks, Lights, and Out of Sight”. It is the protocol used to secure individual rooms and keep students quiet and in place.
3. **Evacuate** is always followed by a location, and is used to move students and staff from one location to another, either inside or outside of the building.
4. **Shelter** is always followed by the hazard and a safety strategy and is the protocol for group and self-protection.

An advantage for using these terms is they function as both a verb and a noun. For example, from the SRP K12 2.0-2015 booklet, if the action is

**Lockdown**, the announcement over the public address system would be, “Lockdown! Locks, Lights, Out of Sight.”

The information given to law enforcement would be, “We are under Lockdown.”

Each response has a specific student and staff action. The **Evacuate** action is always followed by a location such as: “Evacuate to the Bus Zone”, “Evacuate to Hallway”, “Shelter for Tornado”, or “Drop, Cover and Hold”. During a critical incident, commands need to be quick and simple to follow, and the information given must be concise.

One of the biggest benefits of using the SRP is it standardizes the vocabulary to all the stakeholders. If everyone uses the same terms – not just within their own schools, districts, or communities, but across the nation – there is less chance of miscommunication and a greater chance of success in neutralizing the threat without harm.

**For Students:** it provides continuity of expectations and actions throughout their education.

**For Teachers:** it provides a simple process to train and drill.

**For First Responders:** it provides common vocabulary and protocols and establishes a greater predictability that persists throughout the incident.

**For Parents:** it provides a better understanding of the practices and can reinforce the protocol.

There is a critical difference between **Lockdown** and **Lockout**. In a nutshell, **Lockout** recovers students from outside the building and locks the outside doors. This would be implemented when the threat is outside. **Lockdown** is a classroom-based protocol that requires locking the classroom door, turning off the classroom lights, and placing students out of sight of any corridor windows. The students are required to remain quiet.

An important part of the SRP is to keep the students informed. Kids are smart and it is the responsibility of the authorities and teachers to communicate with them. While information is definitely tempered for the elementary school ages, it is essential to give students in higher grades accurate information to enhance survivability, minimize panic, and mitigate recovery.

## Standard Reunification Method

One question I was probably asked the most was about the reunification of the students with their parents after the incident at my school. For the first few months my answer was “I don’t know, I wasn’t at the reunification.”

I think an area where SRO’s and schools fail in thinking is after the incident. Using the SRM make it is easier to think about and plan for the conclusion.

The SRM is just exactly what the name says it is, a Standard Reunification Method that provides school and district safety teams with information about what you should do and plan for following an incident. It includes the paperwork you should have prior to the incident. It also shows you how to set up your facility for the reunification process.

Once an incident has happened and parents want to pick up their kids is not the time to start planning on how you are going to reunite families.

The SRM, which is based on the practices developed by the Adams 12, Five Star School District in Thornton, Colorado, and the Jefferson County School District in Golden, Colorado, is rooted in accountability. Accountability is achieved through a process based on managing the physical location of students, staff and of incoming parents.

(Continued on page 35)

# The “I Love U Guys” Foundation

(Continued from page 34)

The method involves seven key aspects:

1. Establish a Parent Check-In Location.
2. Deliver the students to the student staging area, beyond the field of vision of parents/guardians. “Greeters” direct parents/guardians to the Parent Check-In Location and explain the process.
3. Parents/guardians complete Reunification Cards.
4. Parents/guardians self-sort during check in, streamlining the process.
5. Runners recover students from the student staging area, where “KidHerds” help maintain order and identify students for the Runners.
6. Controlled lines of sight allow for communication and other issues to be handled with diminished drama or anxiety.
7. Medical or investigative contingencies are anticipated.

In addition, crisis counselors can be on-hand or on standby, and entertainment (e.g., movies) may be provided to keep kids occupied and from dwelling on the incident.

As is the case with the Standard Response Protocol, the Standard Reunification Method functions most effectively when all stakeholders – school personnel, students and parents, and first responders are all aware of the process and use the same vocabulary.

## What Does it Cost?



I think one of the best parts of the SRP/SRM is that they are available online at [www.iloveguys.org](http://www.iloveguys.org).

The material is free for departments, districts, agencies, and organizations to use. They are funded by contributions from the private sector. The conditions of use can be found at

[http://iloveguys.org/how\\_it\\_works.html](http://iloveguys.org/how_it_works.html) and appear below.

1. Materials are not re-sold.
2. Core actions and directives are not modified.
  - a. Lockout – “Secure the Perimeter”
  - b. Lockdown – “Locks, Lights, Out of Sight”
  - c. Evacuate – To the Announced Location
  - d. Shelter – Stating hazard and strategy
3. Notification of use is provided to The “I Love U Guys” Foundation through one of the following:
  - a. Email notice to [srp@iloveguys.org](mailto:srp@iloveguys.org)
  - b. Notice of Intent
  - c. Memorandum of Understanding
4. The following modifications to the materials (posters, handouts, cards) are allowable:
  - a. Localization of evacuation events
  - b. Localization of shelter events

The signed “Notice of Intent” or a “Memorandum of Understanding” is required to obtain original digital artwork.

## Additional Resources

In the materials, there are Red Card/Green Card/Med Card for evacuations: Red Card for when you need help; Green card if everything is OK; and Med Card if you need medical help.

The “I Love U Guys” Foundation takes into consideration most things you will need for an incident, even the paper you place on exterior doors to notify people outside the school that you are in a lockdown or performing a drill.

The “I Love U Guys” website goes into greater detail on how to perform drills and offers best practices for your school in planning for and during a critical incident.

To meet multiple demands, The “I Love U Guys” Foundation has developed specific protocols for Pre-K to Second Grade, Colleges and Technical Schools, and Businesses and Institutions, with guidance on how to train for each group.

## Certification

You can also get school/business certified. As the SRP K12 booklet states, certification is a way “to assess the fidelity of the implementation within an organization.” The certification program is optimal but it is not required to use the program.

## The Briefings

Each year John-Michael hosts a conference called the “The Briefings: A National School Safety Symposium”, usually held at Columbine High School in Littleton, Colorado. This week-long symposium examines lessons learned from traumatic events and provides information on pre-emptive school safety measures. Visit [www.thebriefings.org](http://www.thebriefings.org) for more information.

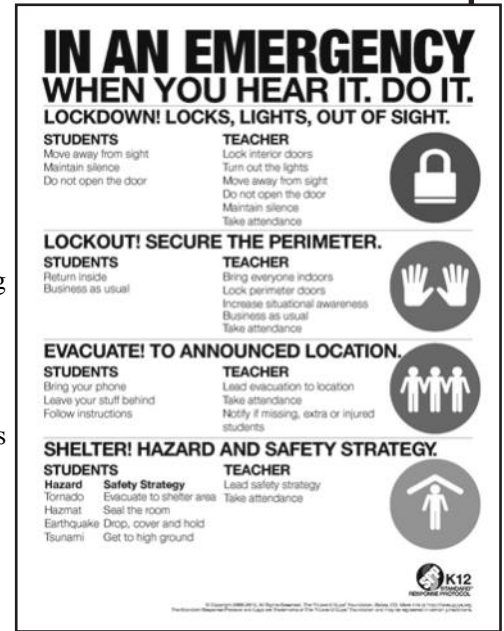
## In Conclusion

I’m a little biased when I talk about the SRP and SRM because of my friendship with the Keyes family, but one of the reasons I am a strong believer is that the SRP/SRM Protocols are simple and easy to use. It is unfortunate that we live in a time when we need to be familiar with these concepts, but you need to have a plan for if and when that day should happen.

This article can’t do justice to describe the SRP and SRM; check out the “I Love U Guys” website at [www.iloveguys.org](http://www.iloveguys.org) and register today to hear John-Michael speak at the 2016 IPMBA Conference, April 28-30, in Asheville, North Carolina.

*James has been a deputy with Arapahoe County for 16 years. He has worked in the jail and on the road. He became a School Resource Officer (SRO) in 2006. He was certified as an IPMBA Police Cyclist in 2006 and an IPMBA Instructor in 2008. He received the ASCO Award of Valor and the NASRO National Award of Valor in 2014 for his role in the December 2013 school shooting. He was elected to the IPMBA Board in 2012 and currently serves as Industry Liaison. He can be reached at [jenglert9926@gmail.com](mailto:jenglert9926@gmail.com).*

Images courtesy The “I Love U Guys” Foundation.



# 2016 Product Guide



INTERNATIONAL POLICE MOUNTAIN BIKE ASSOCIATION  
583 FREDERICK RD., SUITE 5B  
BALTIMORE MD 21228

NONPROFIT ORG  
U.S. POSTAGE  
**PAID**  
BALTIMORE MD  
PERMIT NO. 3361

## WORK HARD TRAIN HARDER IPMBA

The 26th Annual  
IPMBA Conference & Exhibition  
April 23-30, 2016  
Asheville, North Carolina



[www.ipmba.org](http://www.ipmba.org)  
410-744-2400  
[events@ipmba.org](mailto:events@ipmba.org)

