

WINTER 2015

ipmba news

NEWSLETTER OF THE INTERNATIONAL POLICE MOUNTAIN BIKE ASSOCIATION

IPMBA: PROMOTING AND ADVOCATING EDUCATION AND ORGANIZATION FOR PUBLIC SAFETY BICYCLISTS.

VOL. 24, No. 1

IPMBAAA


“We who once led are now only sheep.”

by Maureen Becker
IPMBA Executive Director

While details surrounding the origin of the elite organization known as “IPMBAAA” are shrouded in legend and mystery, this much is known.

The year was 1998. The place was Tacoma, Washington. The occasion was the 8th Annual “Police on Bikes” conference, as the event was then known. IPMBA was on the brink of a giant step that would take place later in the year – the separation from the League of American Bicyclists and the founding of an independent association.

Most of the original board members had stepped down, and the terms of one more and three members of the second board were coming to an end. As Tom Woods, Andy MacLellan, Gene Miller, and Joe Martin announced the end of their service to the board, someone – reputed to be Joe Martin – uttered a strange sound: “Eye-Pim-Baaaaa”. With that was born the “International Police Mountain Bike Association Alumni Association (IPMBAAA)”. The slogan “we who once led are now only sheep” quickly followed, accompanied by a logo hastily sketched on a cocktail napkin which, regrettably, has been lost to history.



The distinguished members of this highly secretive association have announced their plans to come forth in an official assembly to mark the occasion of the 25th Annual IPMBA Conference, led by one of the founding members, Tom Woods, who served on the IPMBA Board from 1992-1998. He has invited all former board members for whom IPMBA has contact information, and anticipates a fine reunion.

While the final guest list is yet to be revealed, Tom hopes many IPMBA members will take advantage of this unique opportunity to gain an insight into the founding of the association and the rewards and challenges faced by both early board members and those who followed in their footsteps. While the “IPMBAAA” members will spend their days out enjoying the many attractions of Chandler and surrounds, they plan to spin yarns in the hospitality suite, assist with the Competition, and attend the Awards Ceremony and Dinner. Some may even ride in a special Competition category!

Having the profound honor of meeting many of the “founding fathers” who gave so much of themselves to transform IPMBA from a dream into reality is just one of many reasons to attend the 25th Annual IPMBA Conference.

Others include terrific instructors and training, camaraderie and personal connections, skill-building workshops, world-class mountain bike trails, an exhibit hall brimming with all kinds of products, and, of course, the sunshine for which Arizona is so rightfully famous.

Shift YOUR Bike Ops into High Gear – Register Today!

Semper Memoria:

The National EMS Memorial Bike Ride

by Rob Collett, *EMSCI #263*
Poudre Valley (CO) Hospital EMS



My body aches as my legs continue to spin revolution after revolution on this contraption called a bicycle, but stopping is not an option. I thought I had

purchased the right saddle for this journey, but at the moment my buttocks seems to disagree.

I’ve lost track of how many miles we’ve travelled today, but I’m somewhere along the Front Range of Colorado between Fort Collins and Colorado Springs. It is the third day of the National EMS Memorial Bike Ride-Colorado, and we have travelled more than 100 miles by bicycle over the last two days with another 80 to go today. This ride has climbed over 5,000 feet already, and “they” claim those were the easy days. Today we are expected to add another 5,000 feet of elevation gain for a total of 10,000 feet this week! None of this matters, though, because I am riding for a purpose

(Continued on page 26)

inside

Conference 2015.....	21
Corporate Members	18
Instructor Corner	24
Issue Focus: 2015 Product Guide.....	5-20
Bern Morrison Helmet.....	11
Dream Bike 2015.....	5
Hatch Cycling Gloves.....	10
Interbike 2014.....	12
Jandd EMS Panniers and Top Bag	9
Product Purchase Program.....	13-17
Supplier Listing.....	19-20
Trek Stache 7	7
Member News.....	22-23
President’s Column	2

All the Wrong Training



It is certainly a vital part of our training that we train to use force to defend ourselves while making arrests and to protect those we serve. We train to more effectively use our weapons and employ tactics that will help us to more safely perform dangerous tasks while not unnecessarily endangering the public. We train to understand the law and the case law that guides our judgment and limits our authority to use force and then we run scenarios to better hone that judgment.

But who trains the public? You might think the answer is that no one trains them.

Unfortunately, the real answer is that they've had lots of training...all from the wrong sources. Movies, television and the news media have given the public the mistaken impression that real-world policing follows the rules of Hollywood. Unarmed people cannot be deadly dangerous, so using deadly force is just not fair. Shooting someone in the back is never allowed, verbal warnings must always be given, handguns are so powerful that one shot should suffice, officers are all great marksmen and shooting to wound is a much better answer. When officers face resistance or violence, they must use the minimum amount of force necessary.

We know through our training and experience that none of those statements are true, so when a grand jury or prosecutor does not

Movies, television and the news media have given the public the mistaken impression that real-world policing follows the rules of Hollywood.

indict an officer after a fatal encounter, we understand that outcome and believe that the justice system got it right. But the rest of the community does not get the benefit of the additional training that the grand jury received to make their informed judgment, so they don't understand...and are often outraged.

The answer should be clear to us. If we want the public that we serve to better understand what we face and what the law allows, then we must give them some real training to overcome all that bad training that has misled them. The good news is that

they don't need nearly as much training as we do. They only need to understand why we do what we do; they don't need to actually do the job. Who better to teach and train them than our own fine trainers, instructors and speakers? After we help

them understand the law and important cases like *Graham v. Connor*, then we can put them through some simple scenario-based training, either live or in a video simulator.

That new understanding of the demands and difficulties of the job will be a step toward overcoming the misunderstanding and distrust generated by recent high-profile events.

Getting that real training from us can also forge a better, stronger personal connection between us and the communities that we serve.

Become an IPMBA Instructor



Join the ranks of more than 1,400 of your fellow public safety bicyclists by becoming an IPMBA Instructor.

Call 410-744-2400 or email info@ipmba.org for an instructor application packet. In the simplest of terms, to become an Instructor, you must meet the criteria outlined in the packet, apply to IPMBA headquarters, be approved, then register for and attend one of the Instructor Courses.

Upcoming courses:
 Chandler AZ (April 11-15, 2015)
 Houston TX (November 16-20, 2015)
 More dates to be announced.

*"I applaud IPMBA for upholding a strong standard for participating in the IC."
 "This is the best instructor course I have ever been involved in."
 "Challenging and rewarding...a hard-earned certificate!"*

Product Guide

ipmba
news

NEWSLETTER OF THE INTERNATIONAL POLICE MOUNTAIN BIKE ASSOCIATION
IPMBA: PROMOTING AND ADVOCATING EDUCATION AND ORGANIZATION FOR PUBLIC SAFETY BICYCLISTS

WINTER 2015
 Newsletter of the
International Police Mountain Bike Association
 583 Frederick Road, Suite 5B
 Baltimore, MD 21228
 PH: 410-744-2400 ~ FX: 410-744-5504
 E-mail: info@ipmba.org
 Website: www.ipmba.org

Bernie Hogancamp
 IPMBA President
Maureen Becker
 Executive Director; Managing Editor
Jennifer Horan
 Design and Layout

Copyright 2015 © International Police Mountain Bike Association (IPMBA).
 Reproduction without permission is prohibited.
 The International Police Mountain Bike Association promotes the use of bikes for public safety, provides resources and networking opportunities, and offers the best, most complete training for public safety cyclists.
 IPMBA Membership is \$55.00 per year.

Interested in submitting an article?
 Interested in advertising in IPMBA News?
 Email Maureen@ipmba.org for information.

POLICEBIKESTORE.COM

Fulfilling all of your Police, Security and EMS bike Patrol needs from Wheel to Wheel and Head to Toe



Max Combo Package

Fuji Police Bike Combos

Bike Combo Includes:

- Police Bike ▸ Lights ▸ Bag ▸ Helmet

SHOP NOW
www.PoliceBikeStore.com

Accessories and bike specific uniforms



MaxPatrol-600 Bike Patrol Light



- Fed Government CCR Registered Cage Code #4D3A1
- Secure Online Ordering and Nationwide Shipping
- Accepting Purchase Orders with Net 30 terms
- Specializing in complete outfitting from a single bike to an entire fleet

Every-Day Low Prices with additional Quantity Discounts and Package Deals available

Bicycles - Lights - Bags - Accessories - Uniforms

Order Online at PoliceBikeStore.com or by phone at 973-366-5868

Tele: 973.366.5868 Fax: 888.773.1427 Website: PoliceBikeStore.com Email: info@policebikestore.com



APPROACH PATROL BICYCLE

The Toughest Patrol Bike On Earth!

2015 Volcanic Mechanic Class
limited space available contact us for details

FRIENDS DON'T
LET FRIENDS
RIDE JUNK

The Volcanic "APB", Approach Patrol Bicycle, is hand built and made in the USA specifically for Bicycle Patrol to the standards required to withstand the rigors of daily patrol.

- * Lifetime Frame Warranty
- * Proven Components
- * Longer Service Life

**Upgrades Available:

Grips: Ergon

Fork: FOX

Decals: Custom

Wheels: DT Swiss

Silent Hub Upgrade Available

Volcanic
Off Duty Clothing



Use promo code
IPMBA15 for
Free Shipping.

CUSTOMIZE

Frames are available in a wide range of colors, with options for POLICE, SHERIFF, EMS, SECURITY, FIRE decals and more. Contact our team of professionals for information about customizing bikes specifically for your department.

Need Accessories?

Ask about patrol bags, racks, and lights.

* Holsterlight (shown in picture)



IPMBA
Corporate Member



Hand Built - Made in the USA

info@volcanicbikes.com

509-427-8623

www.VolcanicBikes.com



Welcome to the thirteenth annual IPMBA Product Guide! This year's guide begins by highlighting the IPMBA Product Purchase Program and concludes with a list of suppliers who support IPMBA. The Product Guide keeps you informed about the latest and greatest in public safety cycling, and remember: the Product Guide also saves you money when you take advantage of all the IPMBA member-exclusive deals! *Pages 5-20.*

Dream Bike 2015: Your Product Purchase Program at Work

by Rob Collett, *EMSCI #263*
Poudre Valley (CO) Hospital EMS
IPMBA Industry Relations Committee

Happy New Year! Welcome to 2015. It is hard to believe another year has flown by. If you are like many other people you have been trying to stick to your resolutions. Maybe this will be the year that you drink eight eight-ounce glasses of water a day, or maybe you will start that exercise program you've been putting off. People make all kinds of resolutions to make the New Year better than their last. If you are bike-focused like me, then perhaps you've made a bicycle- or bike patrol-related resolution. The IPMBA **Product Purchase Program** is here to help you achieve your goal of achieving cycling bliss!

The IPMBA Product Purchase Program (PPP) is a robust and ever-changing discount program for various bike- and bike duty-related products. It is offered to all current IPMBA members and can be found in the Membership section of the IPMBA website. The Industry Relations Committee members, among others, are constantly striving to improve and expand this program. If you are seeking to outfit yourself, your bike, or your whole patrol team, the PPP is an excellent place to start.

There are two major ways to maximizing the discounts available to you. The Product Purchase Program webpage lists several manufacturers and vendors individually with their respective contacts and discounts offered. Also on the PPP webpage is information about ProMotive.com, which is an entire website featuring a large collection of companies offering discounts on their equipment to outdoor industry professionals.

I'd like to start by sharing my idea of the highlights of the PPP webpage. January in Colorado is snowy and cold, but definitely lends itself to jumping on the snow-biking bandwagon. I love riding my bike on a packed, snow-covered trail; it is serene and fairly isolated most days, which provides a great escape for a couple of hours. I have discovered that my hands don't love the cold as much as I do, even when wearing gloves. Regular mountain bike gloves aren't warm enough or wind proof, and winter cycling gloves are bulky and more tailored to road cycling. Coming to the rescue is one of the newest members of the Product Purchase Program, **Bar Mitts**. This company makes neoprene handlebar-mounted hand-warmers to fit any style of bike. I was fortunate enough to win a pair of Bar Mitts at the 2014 IPMBA Conference Silent Auction and have been thoroughly impressed by how warm they keep my hands. You truly don't even need gloves when using these! Bar Mitts are easy to use, warm, and they offer a 20% discount to IPMBA members. Bar Mitts will be attending the 2015 IPMBA Conference and have generously contributed two pair for the Silent Auction.

If you are seeking to outfit yourself, your bike, or your whole patrol team, the PPP is an excellent place to start.

Winter cycling enhances the need to be prepared for the mechanical failures and equipped to get home safely. **Hero Kit** "saves the day" for both mountain bikers and road cyclists by offering compact repair kits that are meant to be easily portable, and are even small enough to fit in a jersey pocket. A Hero Kit includes tire levers, a multi-tool, repair guide, patch kit, and the always important duct tape (along with a few other tid-bits that may come in handy). Hero Kit offers a 25% discount to IPMBA members.

The IPMBA PPP also has you covered if you're looking for eyewear or cycling clothing. With partners like **Zoic Clothing** offering a 40% discount, **Rudy Project USA** offering 50% off or more for their helmets and eyewear, and **Tifosi Optics** offering 40% off, you should be able to stay comfortable, stylish, and protected from the elements in almost any condition. One of the more recent additions that will appeal to those oriented towards body armor and big, squishy suspension is **Five Ten**. They make high quality, sport-specific footwear and have recently begun to produce shoes compatible with clip-less pedals. They offer IPMBA members a 40% discount!

Now for the main course, upgrading our beloved bikes! Is your rubber a little worn out? **Duro Tire** can help you with that, and at a 40% discount! Considering the early sunsets and late sunrises I'm sure you're contemplating an upgrade to your riding lights. **Corporate Member Cygolite** offers a generous 35% discount to IPMBA, and they've recently begun producing an emergency response light set! Cygolite was on hand to display their lights at the 2014 IPMBA conference in Tampa and received significant praise throughout the week.

What good are all of the countless miles you have undoubtedly ridden without some way to track them electronically and have proof of your rides? Well, my friends, **Cateye Bicycle Electronics** is ready to record your ride length, map it, keep track of your speed, cadence and heart rate throughout your ride and ultimately push you to become a fitter, better rider with their cycling computers and electronics. Cateye offers IPMBA members wholesale pricing and are very easy to talk to when arranging your purchase. Last, but certainly not least, **Fox Racing Shox** offers special pricing for first responders on many of their latest and greatest suspension forks, rear shocks and dropper seat posts.

Still haven't found exactly what you're looking for? As an IPMBA member, you are eligible to join a team on ProMotive.com and gain access to dozens of outdoor brands.

(Continued on page 6)



Dream Bike 2015: Your Product Purchase Program at Work

(Continued from page 5)

ProMotive.com is a member s-only program with discounts ranging anywhere from 25%-50% off products. Many of these brands are not cycling specific, but great deals nonetheless! I won't take away from the fun of signing up and exploring the options ProMotive offers, but here is a brief rundown of the cycling brands that can be found with this website: Kenda USA, Sony, One Industries, Diamondback Bikes, Fox head apparel and protective gear, Pearl Izumi, Crank Brothers, Light and Motion, POC Sports, Syncros, Burley Trailers, WTB, CamelBak, Gaerne Cycling, Manitou Suspension, Ortlieb, Xpedo pedals, Answer, Sun Ringle, SmartWool, Clif Bar, and Timbuk2. This is just a brief list of discount partners available and half the fun is joining various teams to find new discounts. Police and Security cyclists can start by applying to the "Law Enforcement" team, while EMS cyclists can begin by applying to "Fire and Rescue" team. I've also had good luck with the "Professional Bike Coaches and Athletes" team.

The final industry incentive that IPMBA offers its members is an open doorway to develop a relationship with **SRAM** through their grassroots savings program. SRAM describes their industry discount program to be "as easy as 1-2-3".

1. Select a local bike shop that is willing to work with, and support, your bike team. This is **VITAL** because SRAM will ship product to this shop and communicate through them as well.
2. Have the bike team unit leader contact the SRAM dealer services line at 800-346-2928.

3. Identify yourself as with IPMBA and tell the service representative that you would like to connect with your state's SRAM representative.

SRAM is an industry leader with an intense desire to build a better cycling world. The focus of their program is to support the shops supporting them and to help you build relationships within your cycling communities.

I hope that you have found this overview to be helpful and inspiring to complete whatever bike project you may have unfinished. The best way to find out how the Product Purchase Program can help you is to dig in and check out the website (<http://ipmba.org/membership/product-purchase-program>). Although this article lists many vendors, there are a plethora of others that weren't even mentioned.

IPMBA appreciates all of our partners, and we hope that you will too. Good luck and have fun putting your wish lists to bed with all of these great savings!

Rob Collett is a division captain and IPMBA EMS Cyclist instructor with Poudre Valley Hospital EMS in Fort Collins, CO, a part of the University of Colorado Health System. He is an avid cyclist in Colorado who dabbles in mountain bike racing and is a self-proclaimed "bike nerd". Rob has utilized bikes in EMS for four years and became an IPMBA instructor in 2012. He joined the IPMBA Industry Relations Committee in 2014. He can be reached at ftcmedic@gmail.com.

POLICEBIKESTORE.COM

MaxPatrol-600 Bike Patrol Light



by Code3Sports



Small and Powerful

“ All I can say is WOW... probably the single best investment I made as a Police officer who patrols city streets on a bicycle. ”

Customer comment



Optional Taillight
with Pursuit Lights

- Refined using feedback from Officers nationwide
- Car Stopping CREE LED Flashing Pursuit Lights
- Super Bright CREE LED 600 Lumen Headlight
- Discreet design for undercover work
- Compact Aluminum Construction
- Fully visible in bright daylight

» Visit www.policebikestore.com/maxpatrol for more information and video demonstrations



2014 Trek Stache 7

by Jared Williams, PCI #1214
Tacoma (WA) Police Department
IPMBA Industry Relations Committee

E 014 marked the second year of production for the Trek Stache model. For 2014, Trek offered three versions of the bike, with varying component specs (models 6, 7, and 8). The Trek Stache 7 is in the middle, offering a good component spec while maintaining a low price. Size tested: 19.5" frame.

About the Bike:

The Trek Stache is a trail-oriented, hard tail 29er. Trek was a very early adopter of 29er technology, and their years of experience have enabled them to refine the geometry of their bikes, using what they call G2 geometry. The geometry of the Trek Stache models is a bit slacker than their cross-country bikes, including a longer travel (120mm) fork. This geometry allows the rider a more stable platform for riding over the ever-changing environment of trails. I found this to be advantageous to typical police cyclist riding environments as well.

The Trek Stache 7 is equipped with a healthy and robust mix of components. It sports a 120mm Rockshox Recon Silver air-sprung fork with 32mm stanchions. The bike utilizes a 15mm thru-axle in front and a 142-12mm axle in the rear. These axles are beefier than the standard 9mm quick-release axles found on a vast majority of police bikes, allowing for more durability and stiffness. The bike features Trek's "e2" tapered headset, which also adds a bit of durability and stiffness to the front end.

The drive train is a mixture of mid-level SRAM and Race Face components, utilizing a 2X10 drive train equipped with a SRAM X9 type-2 rear derailleur. Trek has utilized internal cable routing for the drive train. The brakes are Shimano's entry-level hydraulic M445 brakes with a 160mm rear disc and 180mm front disc. Even though they are considered entry-level brakes, they provide adequate and consistent stopping power. Trek puts the rubber to the road with their house-brand Bontrager Duster 29 wheels and Bontrager 29er XR3 Expert tires. The tires are knobby and trail-oriented, so we had these swapped out for a set of Maxxis Hookworm 29X2.5 tires. If you are thinking about adding a dropper seat-post, Trek has integrated internal routing for a stealth post as well. We also equipped our bikes with a Topeak MTX trunk and seat-post mounted rack.

Performance:

In my opinion, this is one of the best all-around bikes I have ever ridden. I currently enjoy trail riding on a regular basis, and actually purchased a 2013 Trek Stache 7 last year. I was so impressed with the bike's handling and durability that I thought it would be a perfect match for public safety cycling. It didn't take much convincing of my chain of command to purchase two 2014 Trek Stache 7 models in "Trans Blue."

I was lucky enough to have one of our purchases assigned to me. As I mentioned earlier, we changed out the stock knobby tires with a set of Maxxis Hookworm 29 X 2.5" tires. These tires are rather beefy, providing great traction combined with a low rolling resistance. I converted my wheels and tires to tubeless as



The 2014 Trek Stache 7, outfitted with a Topeak MTX Trunk and seat-post mounted rack

a personal preference (see my article on this at <http://ipmba.org/blog/comments/gears-gadgets-tubeless-tires>).

I set out on this bike and quickly found it to be a joy to ride on duty. The 29er wheels allowed for easy obstacle clearance. I could complete stair ascents with ease that I was having more difficulty on with my old 26-inch wheeled bike. The slacker geometry of this bike, along with the 120mm travel fork, made dicey stair descents and other obstacles much easier to ride as well.

One of the things that I love about this bike is the thru-axles I mentioned in the specs section. Thru-axles add durability and stiffness to the bike, keeping it on track during hard cornering and obstacle clearance. Furthermore, thru-axles are nearly impossible to install wrong. How many times have you maybe not set your 9mm quick release quite right, or know other officers who have struggled? This can create a potential hazard to the rider if the quick release isn't installed correctly. Thru-axles virtually eliminate this difficulty, because if things aren't lined up right it won't go in.

I love that this bike has a 2X10 drive train. Instead of three chain rings, there are only two. This simplifies the drive train substantially, and reduces cross chaining. The SRAM X9 type-2 rear derailleur is a welcome addition, as it significantly reduces chain-slap and dropped chains. I can remember on multiple occasions dropping a chain while ascending or descending stairs. Shimano's version of this derailleur is called the "Shadow Plus." Both SRAM and Shimano use the same basic principle – adding a clutch mechanism to the rear derailleur to add chain tension. The derailleur essentially pulls the chain back towards the rear of the bike with greater tension than a standard derailleur, preventing the chain from slapping around on the chain stays and jumping off of the chain rings. I can say with absolute confidence I have not had a single dropped chain with this system thus far. I highly recommend this type of derailleur

(Continued on page 8)



2014 Trek Stache 7

(Continued from page 7)

on any future bike purchases, as it is a very small price to pay for such a huge performance increase.



I did change some things about this bike that are mainly personal preferences. The 19.5" size bike comes stock with a 90mm stem. I prefer a shorter stem, and swapped it out to a 60mm length. This quickened up the steering for me and



made it more comfortable for my riding style. I later removed a few headset spacers and dropped the bars a little bit, a nice trick I learned from IPMBA friend Shaums March in one of his MMR courses. This allowed me to get into a better "attack" position for a more aggressive riding style. This may not be ideal for everyone, particularly all-day riding. A more upright riding position can be comfortable for long periods of time, so again, it all comes down to personal preference and physical ability.



Top: Shimano Hydraulic brakes provide excellent stopping power. The addition of a Bontrager kick-stand does not interfere with the brakes.

Middle: Stock mid-level components include a Rock Shox Recon Silver 120mm air-sprung fork, and Bontrager Duster wheels, which the author outfitted with Maxxis Hookworm 29X2.5" tires.

Bottom: Race Face cranks are a nice addition to the 2X10 drive-train.

I recently instructed a 32-hour IPMBA Police Cyclist Course while riding this bike. I was able to put the bike through its paces. I already knew the bike could handle obstacles and stairs with ease, but I was curious to know how it would handle the slow-speed skills.

Trek really did their homework on the geometry design, which reflects in the handling. 29ers are traditionally a bit more cumbersome to handle in tight areas, but the Stache seems to buck this trend. I

found no problems with easily putting the bike through the 9-foot Box, Lock-to-Lock, and Offset Serpentine courses. The bike performed well on extended road rides, easily keeping a comfortable pace.

I think some credit to this bike's performance is due to the tires. I have found the Maxxis Hookworms are a phenomenal tire for urban riding, particularly with a tubeless setup. I can run lower air pressure in the tires without fear of a pinch flat, which allows for a little more bite from the tire.

This wouldn't be a full review if I didn't mention some of the things I don't like about this bike; however, the list is very short. With 29-inch wheels, there is less clearance for a rack and bag. This particular bike doesn't have any rack mounts on the frame. We chose to go with a seat-post mounted rack, specifically, the Topeak QR Beam Rack EX, along with a Topeak MTX trunk bag. I found that even with the rack as low as I could get it (with very little clearance over the tire), the bag sat higher than I care for. It made it extremely difficult to get off the back of the seat when getting into the maximum braking position.

I also found that even with the quick-release tightened down snug, the rack would rotate from time to time. I ultimately made the decision to ditch the rack and bag altogether. I utilized an SKS Cage Box to hold tools, a spare tube, and other small necessities. The Cage Box fits right into a water bottle cage, for which the Trek Stache has two mounts inside the front triangle. I also carry a Tactical Tailor backpack, which carries a hydration pouch and has plenty of room for a ticket book, jacket, and whatever else I would normally put into my rack bag. I have found that removing the rack allows me a lot more freedom to maneuver this bike. You just have to decide what is right for you.

The only other problem I see with this bike is the color selection. In 2014, the "TransBlue" seemed like a decent color option, and I slapped a few "POLICE" logos on it. Unfortunately, the 2014 models are sold out. The 2015's will be in stock shortly – but the Stache 7 model is a bright orange color. If you can swing the extra dough for a Stache 8 model (which includes a Fox fork and 1X11 drivetrain), the color is black with lime-green lettering. Other bikes in the Trek line-up that have tolerable Police color options include the Superfly line, though the Superfly is more cross-country oriented.

Trek also offers a Police model, though the component spec is sub-par and way overpriced when compared to the Stache and Superfly lines. If Trek could offer their Police model as a matte-black version of their Stache 7, I think they would have a winner with police departments across America.

Special thanks to Bike Tech of Tacoma for their exceptional service and support to the City of Tacoma and the Tacoma Police Department.

Photos courtesy Jared Williams.

Jared is currently a police patrol officer for the Tacoma Police Department. He loves to tinker, and can often be found obsessing of the mechanical state of his bicycles. Jared is the owner and operator of Piggies On Wheels, LLC, which exists for the purpose of public safety bicycle education. To learn more, go to <https://www.facebook.com/PiggiesOnWheels>. Jared can be reached at jared.williams@ci.tacoma.wa.us.



Jandd EMS Panniers and Top Bag

by Michael Salvatore
Westport (CT) EMS

In 2010, when I was starting our EMS Bicycle Response Unit, I did some hard research on which panniers and top bags would work best for our department. We decided on the Jandd Mountaineering EMS panniers and EMS top bag. Our decision was based on the quality and design of the product. Jandd really worked hard to make an affordable, yet high-quality, product that exceeds the demands of EMS.

Jannd, best known for their Expedition touring pannier bags, were approached by a local fire department to modify the bags to work for them. They introduced their EMS and Police line of bags several years ago, but with such a small market for EMS and Police bags, they are pretty much unknown to many departments.

Our bike unit operates at both the ALS and BLS level. We carry an average of 28-32 pounds of equipment per bike set. We use the Jandd pannier and top bag, and the quality is not matched by any other manufacturer out there that we have found. When we got our first set of bags from Jandd, we were very pleased with the high quality and design, but contacted Terry from Jandd about redesigning the bags and to request some additional features. He was very happy with our input and, with our help, redesigned the AED pocket to accommodate various-sized AEDs, added loops inside the bag to attach chem-lights so we can see into the bags for night operations, and reinforced the O2 cylinder area with heavy-duty leather to prevent the top of the O2 bottle from wearing on the nylon. These additional features are now stock on all of the EMS panniers.

The EMS panniers are constructed of heavy duty Cordura® and are available in three color options: royal blue, red, and black. The exterior is emblazoned with two Star of Life logos on each pannier, one at the rear and the other on the side. Just below the logos is reflective material sewn with openings allowing the attachment of items such as LED tail-lights. The panniers also have removable patches made of 3M® reflective material embroidered with “EMS” in black lettering. There are heavy duty, triple-stitched leather handles and shoulder strap attachment points on the top of each bag. Inside, you will find heavy duty, marine-grade clear vinyl pouches to hold bandaging supplies, intravenous equipment, medications, and other typical EMS supplies. Large interior pockets hold an AED and small oxygen cylinder. Retail cost is \$289.95 for a set (left & right).

The EMS top bag or “Rear Rack Pack” is made from the same material as the panniers and is also available in the same three color choices. The large center pouch has room for a SMART Tag MCI Kit, BP cuff, tire pump, and several other small items; or you can fit a small O2 cylinder inside, utilizing a pass-through hole where the regulator will sit in the “Tools Area”. It is also very well-designed, with “bungee ladders” on the top flip-open lid to hold breakable medication vials, EPI pens or IV starting kits. The roomy “Tools Area” can hold two spare tubes, tool pouch, and repair kit; or the top of a small O2 bottle and O2 regulator.

Two side pouches hold gloves; two water bottle holders are forward-facing and positioned under the seat. An additional storage pocket is located on the top lid to hold personal items (gloves, hat, sun block, etc.). This bag also comes with reflective material for visibility. Retail cost: \$88.95.

The Jandd Expedition rack is the best choice for mounting these panniers and rack bag. We were using the standard equipment racks that came with our bikes but noticed they were bending and were unable to properly support the weight that we carry (28-32 lbs). Most racks are aluminum hollow tube construction, and over time will bend from the weight. Jandd’s Expedition rack, made using solid tube construction with double welds and solid steel components, can support up to 75 lbs of weight. Since we switched to the Expedition racks, we have had no reported issues from our team members. Retail cost: \$91.95.

Despite the heavy use these bags have gotten over the past five years, we expect they will outlast many of our bike unit members and bikes. The quality and durability is outstanding. I feel they meet a great price point for departments needing panniers and rack bags. “Mayor Mike” gives them a “Two Thumbs Up”!! We have had Jandd place a link on their website to my department’s pictures of everything we carry in the bags. Go to <http://www.jannd.com/police.asp> and click on the “EMS Rear Pannier Set” then “More photos by Westport EMS”.

Should you want more information, please feel free to contact me.

Photos courtesy Michael Salvatore.

Michael R. Salvatore, NREMT-P, has been involved with Emergency Services since 1990, as 911 operator, firefighter, and paramedic. He currently works for Westport Police Department, Division of EMS, as a Paramedic Supervisor, EMS Instructor, EMS Bike Unit Director. He also instructs for the Connecticut Police Academy. He works for Lime Rock Park Race Track as a firefighter/medic providing on-track rescue for auto racing events such as NASCAR, ALMS Race Series, and Grand-Am. He can be reached at msalvatore@westportct.gov.





Hatch Cycling Gloves

by Scott Elliott, PCI #915/EMSCI #198
Niagara Regional (ON) Police Service

There are many cycling glove manufacturers out there. There are various features that all cyclists want out of a glove. These include fit, features and performance. When you add the extra features required by police cyclists, such as protection and the ability to handle a firearm, you get a fairly specific product requisite.

Many of us are familiar with Hatch gloves as patrol gloves offering safety against sharp objects. It turns out that Hatch, via The Safariland Group, manufacture a wide range of gloves for police and other purposes.

The products I tested were the "SUB100 and SUBH100 Special Unit Bike" gloves. The gloves are very similar, the SUB100 being the full-finger version. Both have very minimal padding in the palm area and a thin knuckle and back-of-the-hand protection fitting called "Airprene".

Cycling gloves are very individual to the user, much like a saddle. Simply put, these gloves worked for me, particularly while engaged in patrol duties. I tested the gloves both while in bike patrol mode and while riding my road and mountain bikes off-duty. The biggest plus feature for me was the thin and sparse padding on the palm. This initially seems counterintuitive, but it became an asset for two reasons.

First of all, I have long suffered from numbness in my hands, especially while riding long distances. I have purchased other gloves in the past that have promised to eliminate this and have not delivered. Perhaps I have an odd ulnar nerve location in my hand, but any glove I have tried that has extra padding designed to relieve pressure on the nerve seems to aggravate the problem. I found that the minimal padding on the Hatch gloves actually reduced the numbness. It did not eliminate it entirely, but I'm not convinced any glove would achieve this for me.

The second asset is handling of a firearm. I tested both gloves while on the firing range. I had no issues with drawing, discharging or manipulating my issued Glock pistol. My instinctive quick draw and fire without aiming hit area did not change at all. The full-finger version includes tiny silicone pads on the ends of all four fingers. I found this greatly increased my confidence in my grip, and the palm padding did not alter my hand position on the pistol at all. With the same padding on the



half-finger model
and bare fingers to manipulate and hold the weapon, I experienced similar results.

An added bonus for the silicone pads is operation of a smart phone. I was able to conduct basic operation of my iPhone that was not possible wearing gloves without the pads. The operation possibilities are limited to basic phone use and opening of apps. Typing is still difficult on a virtual keyboard as the pads are not located on the ends of the fingers, but they do eliminate the need to pull your gloves off to answer your phone.

The gloves do fit snugly, so you may have to go up a size if other cycling gloves are tight on you. These gloves are also not appropriate for cold weather use as they offer little insulation value. They do have a terrycloth area on the thumbs for wiping your nose, but are meant for warmer climates or late spring to early autumn in colder areas.

Unfortunately, I did not get an opportunity to test the longevity of these gloves as my bike patrol was limited to teaching a couple of courses and limited riding off-duty due to other commitments and a crappy summer, weather-wise. However, they do appear to be solidly constructed with quality materials and double stitching. The current pricing on their website is \$30 for the half finger and \$31 for full finger. Overall, I rate these gloves as a solid value for the price, and the all-black colour and minimal padding lend themselves well to police cyclist use.

Visit www.safariland.com for more information or to purchase. The Safariland Group will be exhibiting at the 15th Annual IPMBA Conference this April in Chandler, Arizona.

Scott Elliott is a Patrol Supervisor and Bicycle Patrol Coordinator with the Niagara Regional Police Service in Canada. He is LEBA- and IPMBA-trained and has been an IPMBA Police Cyclist Instructor since 2006 and an EMS Cyclist Instructor since 2007. Scott is also qualified as a CanBike instructor and enjoys both road and mountain biking. He can be reached at bikeman2962@gmail.com.

A ♦ The deck is stacked in your favor with...

A ♦ ...IPMBA's *Fundamental Skills for Public Safety Cycling* DVD in your training toolkit*...

A ♦ ...It's a deal at \$25*! Check out a clip at www.youtube.com/ipmbavid and order your copy now.

*Plus shipping and handling, \$40 for non-members.

Made possible through the support of Mocean, manufacturers of technical law enforcement and bike patrol uniforms.

For your copy call

Toll free:
(800) 832-0034
Switchboard:
(978) 443-5000
Customer service:
ext. 8197
Online:
www.jblearning.com

\$39.95 • Paperback • 264 Pages • © 2008

Bern Morrison Helmet

by James Englert, PCI #1081
 Arapahoe County (CO) Sheriffs Office
 IPMBA Industry Liaison

Since I first saw Bern helmets at our conference in St. Paul in 2012, I have been a fan. And Bern has been a great supporter of IPMBA.

When I was at Interbike in September 2014, I stopped by their booth to say hello and see their newest products, including the Bern Morrison. I had mentioned the Morrison in my article in the IPMBA 2014 Product Guide and in February, I was finally able to get my hands on one. I selected an all-black one so I could use it for my personal use and at work. I immediately liked what I saw.

One of the features I particularly like is the sizing. It comes in S/M, L/XL, XXL/XXXL. Another feature I really like is the crank fit on the back of the helmet. I like to use this feature when putting on the helmet so I can tighten it down a little. Interestingly, the helmet straps adjust for tightness only under the chin. There is no adjusting the straps where they meet under the ears, at least on the version I tried.

This helmet is comfortable to wear. I've worn it for several hours at a time and it doesn't bother my head. The visor isn't very big and it doesn't adjust, but I feel it does a good job blocking the sun and keeping debris out of my face when off-road. The visor is removable.

Some additional features of the helmet are 14 vents and Zip Mold technology. Apparently the Zip Mold makes a tighter



fit with an outer PVC shell and foam inner shell. This seems to make for a comfy helmet.

I have worn the helmet in cold weather (25 degrees) with a skull cap underneath and in hotter temperatures (90 degrees). The helmet performed great in both extremes.

One small drawback is that although it does tighten, it doesn't tighten much. However, it doesn't seem like much tightening is necessary. Another is that it comes fairly low on the head and hits my neck when I look up. Easy fix: sit up higher on the bike.

I've received several compliments and questions when I'm wearing the Morrison. It's a great helmet for anyone who already likes Bern and/or is looking to get a comfortable helmet that is different from the "standard" helmets out there. I give props to Bern for looking forward and thinking of new helmet technology and designs.

Visit www.bernunlimited.com for more information and/or to purchase a helmet. Bern does not participate in the IPMBA Product Purchase Program at this time.

James is a school resource officer in Centennial, Colorado. He was certified as an IPMBA Instructor in 2008 and currently serves as the Industry Liaison on the IPMBA Board. He can be reached at jenglert9926@gmail.com.



Buy an IPMBA
 Bicycle Headbadge
 for YOUR bike!

Call 215-266-4878 or
 email jen@jen-green.com.
 Available in
 Silver (\$100) or Bronze (\$75)



Something for everybody.
 Shop IPMBA now!

www.emergencystuff.com/IPMBA



Like "IPMBA2015" on FaceBook



Interbike 2014: No Disappointment!



by James Englert, PCI #1081
Arapahoe (CO) County Sheriffs Office
IPMBA Industry Liaison

The 2014 Interbike was no disappointment. This year I attended the country's largest bicycle industry trade show with IPMBA VP Bob Hatcher. I have attended Interbike in the past, so I had some idea of what to expect, but this was Bob's first time. I think he was overwhelmed.

It pays to plan for Interbike, so, prior to going, we reviewed the list of our Product Purchase Program participants and other supporters to see who was going to be there as we wanted to thank them for supporting IPMBA.

Just to mention a few, we talked to Corporate Member **Cygolite**, **WTB**, **Swagman**, **Lift and Storage Systems Inc**, **SockGuy**, **Zoic Clothing**, **Cateye Bicycle Electronics**, **Tifosi Optics**, **Five Ten shoes**, **ProGold Lubricants**, **Kenda USA**, **Duro Tire**, and **Detours**. Most of these vendors participate in our Product Purchase Program, offering terrific discounts, often as much as wholesale prices.



A few new products really grabbed our attention. **WTB's** Speed Saddle (left), designed for recreational mountain biking, and the Silverado, more for road, retail at \$89.95,

but **WTB** currently gives IPMBA members 15% off wholesale.


Serfas has created a headlight for law enforcement use: the TSL-Police Head/Tail light. The white light shines at 1100 lumens, and there are some other nice features. They let us demo the light, and one of the Industry Relations Committee members tested it. Review soon to follow. The MSRP is \$440.

Serfas also showed me their Trax Shoe (MSRP \$90), an SPD-compatible shoe with lace-up and Velcro strap closures. They also showed me their wide variety of grips, ranging from standard

grips to ones with ergonomic designs for added comfort. Most of the grips are priced from \$15 to \$25. I have ordered products from them in the past they are very easy to work with, but they do not yet participate in the PPP.

All the vendors we spoke with are supportive of public safety cycling. It's great to work with a vendor who really supports us by making products for public safety cycling use and makes changes to the product based on suggestions from our members.

One of those companies is **Cygolite** (right), one of IPMBA's Corporate Members. They developed the Cygolite P2-800 Police light, which they debuted at the 2014 IPMBA Conference in Tampa. Students taking night operations were able to demo the lights during the classes and workshops. All the comments I heard about the lights were positive. I liked how it was easy to put on and take off, simple to use, and very bright.



During the conference, it was suggested that **Cygolite** add a rear light that would be controlled by the buttons on the top of the main light on the front handlebars. Well, it was no surprise that by the time we saw them at Interbike, they were already working on a rear light based on our suggestions (see picture). Thank you, **Cygolite!**

In addition to thanking current vendors for supporting us and looking for new products that we can suggest to members,



I try to get a feel for the new trends in cycling.

Last year, fat bikes were "all the rage"; this year, E-bikes seemed

to be the big deal. I realize these aren't new, but it seems the technology is really improving. One of the E-bikes I checked out was **Bosch eBike Systems** (above).

The motor is down near the cranks. Their performance line generates "sportive support that dominates every terrain and every gear". I have to be honest, I don't know a lot about how these systems work, but based on their growing popularity, I may have to learn. I think the majority assist the cyclist to make cycling easier for longer distances and up hills.

Another E-bike was the **BionX** hub motor kit (below). With this system, you can add it to your current bike by changing the rear wheel. **BionX** attended the IPMBA Conference in 2010 and it would be great to welcome them back.

At first I wasn't a big fan of E-bikes, but the more the technology improves in terms of weight, durability, and longevity, I can definitely see a use for some people for personal and public safety cycling use.

On a side note...at the end of each year, I contact the PPP participants to verify the accuracy of their listings and make sure they want to continue to participate. I also ask how many people have contacted them from IPMBA.



Some of the more well-known vendors hear from IPMBA members regularly, but many report only a few sales to customers identifying themselves as being IPMBA members. It is disappointing to hear this from companies which give us a great deal on their products because they support what we do.

So please...support those who support IPMBA. Shop the PPP often, and when you do, always be sure to say you're with IPMBA!

James is a school resource officer in Centennial, Colorado. He was certified as an IPMBA Instructor in 2008 and currently serves as the Industry Liaison on the IPMBA Board. He can be reached at jenglert19926@gmail.com.

The **IPMBA Product Purchase Program** is a unique membership benefit. Save money **professionally and personally**, by shopping at any of our participants! Bikes, clothing, gear, accessories ... you'll find what you need. Go online to <http://ipmba.org/membership/product-purchase-program> for easy links. Support those who support you, and save money, too. Read on for great ideas!

BICYCLES



IFORCE PATROL BICYCLES

Product: iFORCE Patrol Bicycles and Accessories
Discount/Cost to Members: Contact for special pricing.
Contact Name: Skip Jones
Contact Info: 724-431-2335/sjones@ibistek.com
Website: www.iforcebikes.com

ELDORADO ENTERPRISES INC.

Product: Workhouse Trike with Patrol Accessory Kit
Discount/Cost to Members: Bulk/Fleet Special Pricing and Discounted Shipping via UPS Freight
Contact Name: James Simpson
Contact Info: 802-923-6838/
blueexplorer76@hotmail.com
Website: www.pedalpowerworkbikes.com
Notes: Call or email and just let me know you're "True Blue."

BICYCLE ACCESSORIES AND COMPONENTS



R & B FABRICATIONS

Product: Panniers & Safety Vests
Discount/Cost to Members: 15% off Retail
Contact Name: Liz Meeker
Contact Info: 800-553-1911/info@rbfab.com
Website: www.rbfab.com



VOLCANIC BICYCLES

Product: Bicycles and Accessories
Discount/Cost to Members: 20% off MSRP on accessories and Volcanic clothing.
Contact Name: Eric Kackley
Contact Info: 509-427-8623/
info@volcanicbikes.com
Website: www.volcanicbikes.com

BAR MITTS, INC.

Product: Bar-Mounted Bicycle Mitts
Discount/Cost to Members: 20% off MSRP + Free US Shipping
Contact Name: Ward or Patti Graham
Contact Info: 775-622-8048/barmitts@charter.net
Website: www.barmitts.com
Notes: Send email with name, member number, item, and quantity. An invoice will be sent for payment via credit card or PayPal.

BLIMP CITY BIKE AND HIKE

Product: Safariland-Kona Patrol Bikes, Accessories, Repairs, Electric Assist
Discount/Cost to Members: minimum 10% off MSRP
Contact Name: Michael J. Purdy
Contact Info: 330-836-6600/
info@blimpcitybikeandhike.com
Website: www.blimpcitybikeandhike.com

BRAKE DIRECTOR

Product: Brake Director: One-Hand Power Braking System for Bicycles
Discount/Cost to Members: \$110
Contact Name: David Krafchick
Contact Info: 206-285-6518/
davidk@brakedirector.com
Website: www.brakedirector.com/police.htm
Notes: Contact with member number for directions to a special purchase page. Special Police Bicycle Setup Available. Call for details.

CANE CREEK CYCLING COMPONENTS

Product: Thudbuster Suspension Seatpost
Discount/Cost to Members: \$99
Contact Name: Brian Williams
Contact Info: 800-234-2725/
brianw@canecreek.com
Website: www.canecreek.com

CANTITOE ROAD

Product: Wipperman Chains, Trelock Frame Lock
Discount/Cost to Members: 40% off + Free Shipping
Contact Name: Kathy Cain
Contact Info: 800-422-2104/970-472-0125/
kathy.cain@velimpex.com
Website: www.cantitoeroad.com
Notes: Website: Use coupon code IPMBA2015 when checking out on the website and enter IPMBA member number in the "Comments" section.

CLEAN BOTTLE

Product: Clean Bottle Water Bottle
Discount/Cost to Members: 25% off all products
Contact Name: Scott Cole
Contact Info: 650-427-0628/info@cleanbottle.com
Website: www.cleanbottle.com
Notes: Email Scott@cleanbottle.com for discount code.

DETOURS

Product: Bike Bags
Discount/Cost to Members: 25% off all non-sale merchandise
Contact Name: Laura Hawkins
Contact Info: 877-489-5208/orders@detours.us
Website: www.detours.us
Notes: Online: Enter promo discount code GO IPMBA!

DURO TIRE

Product: Tires
Discount/Cost to Members: 40% off MSRP
Contact Name: Rick Emmert
Contact Info: 770-788-2060/service@durotire.com
Website: www.durotire.com
Notes: Order from teamrootsauce.com and enter code KG6EL at checkout.

EPIC CYCLE & FITNESS

Product: All Bicycle Products
Discount/Cost to Members: 20% off MSRP (some exceptions apply)
Contact Name: Mike Mrachek
Contact Info: 815-679-6334/
info@epiccycleandfitness.com
Website: www.epiccycleandfitness.com
Notes: Contact Mike Mrachek for details and to order.

FOX RACING SHOX

Product: Fox Racing Shox MTB Suspension
Discount/Cost to Members: 45% off Retail
Contact Name: Travis Torres
Contact Info: 800-369-7469 x 4820/
prodeals@foxracingshox.com or
ttorres@foxracingshox.com
Website: www.foxracingshox.com
Notes: Contact for order form; fill out completely and return by fax or email. Allow 1-3 weeks for processing.

HERO KIT

Product: Portable Bike Repair Kits
Discount/Cost to Members: 25% off Retail
Contact Name: Jason Berv
Contact Info: 970-497-2308/jason@herokit.com
Website: www.herokit.com
Notes: Use coupon code IPMBA at www.herokit.com or contact HeroKit to use PO.

KENDA USA

Product: Premium Bicycle Tires & Tubes
Discount/Cost to Members: 40% off MSRP
Contact Name: Ben Anderson
Contact Info: 866-536-3287 x 7863/
banderson@kendausa.com
Website: www.kendatire.com
Notes: Available through Promotive.com's police, fire, and military teams.

MOUNTAIN RACING PRODUCTS

Product: Power Grip Straps - Regular or Fixie
Discount/Cost to Members: 20% off MSRP
Contact Name: Billie Uriguen or Nick Simcik
Contact Info: 970-241-3518/info@mrpbike.com
Website: www.mountainracingproducts.com;
www.powergrips.com
Notes: Contact Billie or Nick for order form.

SRAM

Product: Premium cycling components, suspension products, wheels
Discount/Cost to Members: Grassroots Program pricing
Contact Name: Thomas
Website: www.sram.com
Notes: 1. Select a local bike shop that is willing to work with, and support, your bike team. 2. Have your bike unit leader contact the SRAM dealer services line at 800-346-2928. 3. Identify yourself as with IPMBA and tell the service representative that you would like to connect with your state's SRAM representative.

THE **ULTIMATE** **POLARIZED** SUNGLASSES



4K[®]

< **ULTRA HIGH DEFINITION OPTICS** >



POLARIZED. POLARIZED READERS.



GET **60% OFF** + FREE SHIPPING

R_x Fully Rx-able

- **LIFETIME WARRANTY**
- **365-DAY MONEY BACK GUARANTEE**



France2



Outside Magazine

RACING 3-LENS KITS. DUAL PACKS.

XX2i
OPTICS®

Get 60% OFF + FREE Shipping
www.XX2i.com
enter promo code: **XX6XT4** at checkout



TALLAC DESIGN

Product: Cage Holding Systems, Frame Bags, Mounting Devices, Locks
Discount/Cost to Members: 30% off MSRP
Contact Name: Allen Young
Contact Info: 831-331-9828/
 tallacdesign@gmail.com
Website: www.tallacdesign.com
Notes: Send email with item and quantity. We will either send you a PayPal request or, if you submit a PO, invoice you.

TEAM CYCLING AND FITNESS

Product: Accessories, Components, Tools (Trek, Shimano, Bontrager, Pearl Izumi, etc.)
Discount/Cost to Members: 15% off MSRP
Contact Name: Geoff or Greg Thielmeyer
Contact Info: 513-522-1551/
 info@teammountingandfitness.com
Website: www.teammountingandfitness.com
Notes: Online: Use discount code IPMBA in promo box at checkout. Discount does not apply to bicycles.

TRAIL RAIL

Product: Accessory (GPS, Camera, Lights, Phone) Mounting Devices for Bikes/Boats/ATVs/Etc.
Discount/Cost to Members: 10% off MSRP
Contact Name: Jennifer Basile
Contact Info: 413-529-2530 x 108/info@trail-rail.com
Website: www.trail-rail.com
Notes: Enter IPMBATR at checkout.

WTB

Product: Tires, Saddles, Grips, Rims, Wheels, Wheel Parts
Discount/Cost to Members: 15% off Wholesale Prices
Contact Name: Jaclyn Casale
Contact Info: 415-389-5040 x 10/info@wtb.com
Website: www.wtb.com

BICYCLE STORAGE & TRANSPORT

LIFT & STORAGE SYSTEMS, INC.

Product: Automatic Bike Lift Storage Systems
Discount/Cost to Members: \$1785 (6 bikes); \$4805 (30 bikes); \$7150 (60 bikes)
Contact Name: Shawn Jones
Contact Info: 800-825-4777/sjones@liftstore.com
Website: www.liftstore.com

SWAGMAN

Product: Bicycle Carriers (Roof/Hitch/Trunk)
Discount/Cost to Members: 15% off Retail
Contact Name: Joanna Montis
Contact Info: 800-469-7924 x 205/
 joanna@swagman.net
Website: www.swagman.net
Notes: All shipments made from Ames, Iowa.

VELOGRIP

Product: Bicycle Storage for the Home, Apartment, and Commercial Settings
Discount/Cost to Members: 15% off MSRP
Contact Name: Eric Anderson or Sean O'Rourke
Contact Info: 972-824-9633/support@velogrip.com
Website: www.velogrip.com
Notes: Online: Use discount code IPMBAMEMBER in promo box at checkout.

BIKE PATROL SUPPLY COMPANIES



IPMBA BICYCLE PATROL OUTFITTERS

Product: One-Stop Bicycle Patrol Products Store
Discount/Cost to Members: 5-10% off web prices
Contact Name: Mike Flynn
Contact Info: 951-318-7341/bpopatrol@yahoo.com
Website: www.police-bikes.com



IPMBA POLICE BIKE STORE

Product: Fuji and FORCE bikes, Patrol Lights, Sirens, Bags, Accessories, Uniforms, Code 3 Sports, and More
Discount/Cost to Members: Additional 5-10% off Web Prices
Contact Name: Michael Espejo
Contact Info: 973-366-5868/
 info@policebikestore.com
Website: www.policebikestore.com

4BIKE-POLICE.COM

Product: Police Bikes and First Responder Bicycle Duty Accessories; Complete "Head-to-Toe" Outfitting
Discount/Cost to Members: 10% or more off MSRP
Contact Name: Mark "The Masked Merchant" Leonard
Contact Info: 501-517-5338/LCGInc@sbcglobal.net
Website: www.4bike-police.com
Notes: When ordering online, use coupon code IPMBA 10 for 10% discount.

MADISON BICYCLE SHOP

Product: Bikes and Accessories
Discount/Cost to Members: Up to 10% off; up to 12 months financing same as cash
Contact Name: Sal Piccolo
Contact Info: 973-377-6616/
 contact@madisonbicycleshop.com
Website: www.madisonbicycleshop.com
Notes: Complete police application. Call to demo a complete police mountain bike.

PATROL BIKE SYSTEMS

Product: Bikes, Uniforms, Equipment, Park Tools, Patrol Cycle Shoes
Discount/Cost to Members: Contact for Pricing
Contact Name: Mark Eumurian
Contact Info: 800-208-2032/651-773-8763/
 mark@patrolbike.com
Website: www.patrolbike.com

TACTICAL WEAR ONLINE

Product: Under Armour Tactical, Propper, Camelbak, Benchmade, MOCEAN, Flashlights, and More
Discount/Cost to Members: Discounted rate for registered users
Contact Name: Donald Erb, PCI #205/EMSCI #018
Contact Info: 717-666-2348/
 sales@tacticalwearonline.com
Website: www.tacticalwearonline.com
Notes: On homepage, click on preferred customer login. Enter IPMBA1 in the password box.

CLOTHING AND ACCESSORIES

MAXIT DESIGNS

Product: Under Helmet Thermal Accessories, Sock Liners, Wicking Headbands
Discount/Cost to Members: 35% off Retail
Contact Name: Liz Fuoco

Contact Info: 800-556-2948/info@maxit-inc.com
Website: www.maxit-inc.com, www.headgator.com
Notes: Please provide IPMBA membership number and expire date.

SOCKGUY

Product: High Performance Cycling/Running Socks
Discount/Cost to Members: 30% off on Police/Sheriff socks
Contact Name: Michael Foley
Contact Info: 760-804-1344/michael@sockguy.com
Website: www.sockguy.com
Notes: Online: Enter promo code JOHNNYLAW55 at checkout and click recalculate.

ZENSAH

Product: Compression Apparel
Discount/Cost to Members: 30% off Regular Cost
Contact Name: Corey Gill
Contact Info: 305-935-4619/customer@zensah.com
Website: www.zensah.com
Notes: When ordering online, type "IPMBA30".

ZOIC CLOTHING

Product: Cycling Apparel
Discount/Cost to Members: 40% off Retail
Contact Name: Customer Service
Contact Info: 877-484-9642/sales@zoic.com
Website: www.zoic.com
Notes: Use code IPMBA40 at online checkout. Bulk (department) orders are eligible for wholesale pricing. Email for more information.

DUTY GEAR

DUTYSMITH

Product: StreetForce and SpeedSet Duty Gear
Discount/Cost to Members: 30% off
Contact Name: Adrienne Moore
Contact Info: 888-557-4543/info@dutysmith.com
Website: www.dutysmith.com
Notes: Use discount code IPMBA2014 while placing order.

ELECTRONICS & LIGHTING



CY GOLITE

Product: Advanced Bicycle Lighting Systems
Discount/Cost to Members: 35% off Retail
Contact Name: Andrew Ibanez
Contact Info: 714-437-7752/patrol@cygolite.com
Website: www.cygolite.com

425 INC.

Product: Guardian Angel Personal/Bike Mounted Safety Light
Discount/Cost to Members: 25% off MSRP
Contact Name: Chad Stillman
Contact Info: 262-989-5858/
 chad.stillman@425inc.us
Website: www.425inc.us
Notes: Email chad.stillman@425inc.us to order.

ALERTE SYSTEMS INC.

Product: "Trail-Blazer" Bike Light Kit
Discount/Cost to Members: 10% off MSRP
Contact Name: Janice
Contact Info: 800-728-1536/
 sales@alertesystems.com
Website: www.alertesystems.com

CATEYE BICYCLE ELECTRONICS

Product: Cycling Computers and Lights
Discount/Cost to Members: Wholesale
Contact Name: Jeff Wilbur
Contact Info: 800-522-8393/service@cateye.com
Website: www.cateye.com
Notes: Order via www.shopcateye.com. 1. Create an account at this website. 2. Enter IPMBA in Organization* line. 3. Account will be confirmed via email within 24 hours. *If you leave the Organization line blank, your access will be limited to small parts only.

CYCLE SIREN

Product: Cyclesiren Police & EMS Mini-Sirens for Bike Patrol
Discount/Cost to Members: 12% off Retail
Contact Name: Greg Bohning
Contact Info: 877-477-4736/sales@cyclesiren.com
Website: www.cyclesiren.com
Notes: E-mail or call with your name and IPMBA membership number.

MOBILE EDGE

Product: Smartphone Battery Chargers, Laptop Bags and Accessories
Discount/Cost to Members: 15% off retail prices
Contact Name: Matthew Olivolo
Contact Info: 714-399-1410/social@mobileedge.com
Website: www.mobileedge.com
Notes: To order online, contact Matthew for the coupon code.

STUPIDBRIGHT.COM

Product: Bicycle Lights/Tactical Flashlights
Discount/Cost to Members: 15% off MSRP
Contact Name: Evan Hsieh
Contact Info: 415-592-9630/info@stupidbright.com
Website: www.stupidbright.com
Notes: Online: During checkout, use coupon code IPMBA15 and include your IPMBA membership number under "Comments and Notes".

EMS

STAT PACKS

Product: Trauma Bags & Accessories
Discount/Cost to Members: 35% off MSRP
Contact Name: Andrew Tepper
Contact Info: 435-627-2265/atepper@statpacks.com
Website: www.statpacks.com
Notes: Enter coupon code IPMBA35 online during checkout or reference when placing phone orders.

EYEWEAR

RUDY PROJECT EYEWEAR

Product: Sunglasses, Sport Eyewear, Helmets, Goggles, Prescription Eyewear
Discount/Cost to Members: 50% off Retail + additional 15% off closeouts and promotional items
Contact Name: Paul Craig
Contact Info: 949-272-2455/
 paul@rudyprojectusa.com
Website: www.e-rudy.com
Notes: Online: Go to https://www.e-rudy.com/vip. VIP code: IPMBA. Includes prescription eyewear.

TIFOSI OPTICS

Product: Safety Eyewear (Z87.1) and Performance Eyewear
Discount/Cost to Members: 40% off MSRP
Contact Name: Maureen Flanders
Contact Info: 706-995-5991/
 maureen@tifosioptics.com

Website: www.tifosioptics.com
Notes: Email maureen@tifosioptics.com for a discount code and ordering instructions for use at www.sibasports.com.

FOOTWEAR

FIVE TEN

Product: Cycling Shoes
Discount/Cost to Members: 40% off MSRP
Contact Name: Jason Jackman
Contact Info: 909-798-4222/prodeal@fiveten.com
Website: www.fiveten.com
Notes: Please apply at http://fiveten.com/dealers/pro-purchase-program. When filling out the form, reference IPMBA in the Supervisor field.

HAIX NORTH AMERICA

Product: HAIX Footwear
Discount/Cost to Members: Extra \$10 off + free shipping and returns
Contact Name: Sandy Longarzo
Contact Info: 866-344-HAIX (4249)/service-hna@haix.com
Website: www.haix.com
Notes: Place orders via www.haixusa.com/ipmba

MAINTENANCE & TOOLS

PROGOLD LUBRICANTS

Product: ProLink Chain Lube, ProGold Lubes, EPX
Discount/Cost to Members: 40% off Retail
Contact Name: Bruce Dickman/Brad Walker
Contact Info: 800-421-5823/progoldmfr@aol.com
Website: www.progoldmfr.com
Notes: Use coupon code LEMIL online.

UNITED BICYCLE SUPPLY

Product: Bicycle Tools and Parts
Discount/Cost to Members: Wholesale Pricing to Departments
Contact Name: Matt Prell or Mark Super
Contact Info: 541-482-1750/ubs@bisp.net
Website: www.unitedbicyclesupply.com
Notes: Call to establish an account for your department to be eligible for wholesale pricing on all products.

SPECIALTY ITEMS

ARMORPUR

Product: Odor Neutralizing Products for Body Armor
Discount/Cost to Members: 10% off Retail
Contact Name: Lorenza Vidris
Contact Info: 973-244-1862/Contact@armorpur.com
Website: www.armorpur.com
Notes: Enter coupon code "IPMBA" on check out page; 10% will be automatically deducted.

CYCLEAWARE

Product: Cycling Mirrors and Day-to-Night Visibility Products and Accessories
Discount/Cost to Members: 15% off Retail
Contact Name: Elizabeth Gilbert
Contact Info: 831-333-9135/info@cycleaware.com
Website: www.cycleaware.com
Notes: Online: enter discount code IPMBA; phone: mention IPMBA when placing order.

ELHN BADGE & EMBLEM DESIGN

Product: Custom Police Badges, Emblems, Pins, Coins
Discount/Cost to Members: 25% off
Contact Name: ELHN Rep

Contact Info: 800-316-3001/
 elhnbadgedesign@aol.com
Website: www.elhnbadge.com
Notes: Call or email design/quantity for price quote.

NUGO NUTRITION

Product: Nutrition/Energy Bars
Discount/Cost to Members: \$1.02/bar; \$16/box of 15
Contact Name: Alyssa Nard
Contact Info: 888-421-2032/
 anard@nugonutrition.com
Website: www.nugonutrition.com
Notes: Call 888-421-2032 to order, and have your IPMBA membership number & expiration date handy.

PROMOTIVE.COM

Product: Outdoor-Bike-Action Sports Gear
Discount/Cost to Members: Promotional Prices on Gear; Free Pro-Deal Membership Service
Contact Name: Customer Service
Contact Info: 877-420-2766/
Website: www.promotive.com/lawenforcement
Notes: Go to the website and apply for the law enforcement, fire, or military team as applicable.

SACRED RIDES

Product: Mountain Bike Tours
Discount/Cost to Members: 5% off
Contact Name: Customer Service
Contact Info: 888-423-7849/ride@sacredrides.com
Website: www.sacredrides.com
Notes: Use the promo code IPMBA while booking a tour. Sacred Rides will donate \$50 to IPMBA for each tour booked.

TRAINING

STREET CRIMES SEMINARS

Product: Street Crimes Seminar
Discount/Cost to Members: \$299
Contact Name: Gail McCarthy, Dan Sampila, Natalie Walsh
Contact Info: 800-275-4915/
 streetcrimespro@aol.com
Website: www.streetcrimes.com
Notes: Call and mention IPMBA and the \$100 discount when registering.

UNIFORMS



IPMBA BRATWEAR

Product: Bike Uniforms
Discount/Cost to Members: 10% off Standard Price List
Contact Name: Sally
Contact Info: 253-625-7420/sally@bratwear.com
Website: www.bratwear.com



IPMBA MOCEAN

Product: Bike Patrol Uniforms
Discount/Cost to Members: 25% off Retail
Contact Name: Bill Levitt
Contact Info: 877-662-3680/moceanbl@aol.com
Website: www.mocean.net
Notes: Discount available only on orders placed directly with Mocean.

OLYMPIC UNIFORMS/J. MARCEL

Product: Bike Patrol Uniforms
Discount/Cost to Members: 10% off Retail Prices
Contact Name: Julie Cruise
Contact Info: 888-722-9222/rep@olyuniforms.com
Website: www.olyuniforms.com



Support our Corporate Members!

IPMBA is thrilled to welcome **MOCEAN**, **R&B Fabrications**, and **Volcanic Bicycles** to another year of Corporate Membership. **MOCEAN** manufactures technical bike patrol uniforms and is a long-time sponsor of the instructor shirts and exhibit hall reception at the IPMBA Conference. **R&B Fabrications** offers EMS-specific panniers featuring a reflective Star of Life, and is a perennial supplier of conference welcome bags. **Volcanic**, annual sponsor of mechanical support and neck wallets, builds the "toughest patrol bikes on earth", as evidenced by Michael Bennett's now-famous turn around the field following the Seahawks victory over the Patriots.



Bicycle Patrol Outfitters
Product: Bike Patrol Products
Phone: 951-318-7341
Website: www.police-bikes.com



Jones & Bartlett Learning
Product: Educational Materials,
Complete Guide to Public Safety Cycling
Phone: 800-832-0034
Website: www.jblearning.com



Bratwear
Product: High-performance uniforms for cops,
 paramedics, and security officers
Phone: 253-625-7420
Website: www.bratwear.com



Mocean
Product: Technical Bike Patrol Uniforms
Phone: 949-646-1701/877-662-3680
Website: www.mocean.net



Cygolite Bicycle Lighting Systems
Product: High-brightness lighting systems,
 designed and built in the USA
Phone: 949-297-4972
Website: www.cygolite.com
NOTE: *Cygolite has moved! Their new contact information is as follows: 13695 Alton Parkway, Irvine CA 92618; 949-297-4972.*



Police Bike Store
Product: Complete line of police bikes & accessories
Phone: 973-366-5868
Website: www.policebikestore.com



R & B Fabrications
Product: Panniers & Safety Vests
Phone: 800-553-1911
Website: www.rbfab.com



EMS World
Product: Leading EMS Magazine,
 Website, and Expo
Phone: 800-547-7377
Website: www.emsworld.com



The Safariland Group
Product: Patrol Bikes and Accessories,
 Body Armor, Duty Gear, Firearms Accessories
Phone: 909-923-7300
Website: www.safariland.com



iFORCE Patrol Bicycles
Product: iForce Patrol Bicycles and Accessories
Phone: 412-215-2983
Website: www.iforcebikes.com



Volcanic Bicycles
Product: Patrol Bicycles, Hand-Built in the USA
Phone: 509-427-8623
Website: www.volcanicbikes.com



IPMBA
 International Police Mountain
NEEDS YOU!

Please remember IPMBA in your charitable giving. Your support helps us develop world-class training and resources for public safety cyclists. When it comes to police, EMS, and security cycling, IPMBA's got your back!

I support IPMBA's efforts to keep world-class public safety cyclist training accessible and affordable. **My tax-deductible contribution is enclosed:**

\$100 \$75 \$50 \$25 \$ _____

— We Thank —

- Jim Howell, Troy (OH) Fire (retired)
- James Beutel, Evesham (NJ) Fire
- Christopher Davala, Maryland State Police
- Donald Erb, Tactical Wear Online, Lancaster (PA) Police (retired)
- David Hildebrand, Denton (TX) Police
- Bernie Hogancamp, IPMBA President, Homewood (IL) Police (retired)
- Patrick Langan, Montgomery County Hospital (TX) EMS
- Scott Thompson, East Hartford (CT) Fire

Name _____

Membership Number _____

Address _____

Email _____

Phone Number (____) _____ Amount of contribution: \$ _____

My check is enclosed (*payable to Police on Bikes, Inc.*)

Charge my MC/Visa:

_____ | _____ | _____ | _____

EXP ___/___ CVV Code: _____

Mail to: INTERNATIONAL POLICE MOUNTAIN BIKE ASSOCIATION
 583 FREDERICK RD., SUITE 5B, BALTIMORE MD 21228



THANKS

The **Supplier Listing** is a listing of companies which have shown their dedication to public safety cyclists over the past year through their active participation with and support of IPMBA, as conference vendors, PPP participants, advertisers, and sponsors.

Bicycles

iFORCE Patrol Bicycles
www.iforcebikes.com 

The Safariland Group
www.safariland.com 

Volcanic Bicycles
www.volcanicbikes.com 

Eldorado Enterprises Inc.
www.pedalpowerworkbikes.com

Bicycle Accessories & Components

R & B Fabrications
www.rbfab.com 

Blimp City Bike and Hike
www.blimpcitybikeandhike.com

Brake Director
www.brakedirector.com/police.htm

Cane Creek Cycling Components
www.canecreek.com

Cantitoe Road
www.cantitoe.com

Clean Bottle
www.cleanbottle.com

Detours
www.detours.us

Duro Tire
www.durotire.com

Ergon USA
www.ergon-bike.com

Fox Racing Shox
www.foxracingshox.com

ISM Saddles
www.ismseat.com

Kenda USA
www.kendatire.com

Kryptonite
www.kryptonitelock.com

Mountain Racing Products
www.mountainracingproducts.com;
www.powergrips.com

Polar Bottle
www.polarbottle.com

Prestacycle
www.prestacycle.com

SRAM
www.sram.com

Tallac Design
www.tallacdesign.com

Team Cycling and Fitness
www.teamcyclingandfitness.com

Trail Rail
www.trail-rail.com

WTB
www.wtb.com

Bicycle Storage & Transport

Lift & Storage Systems, Inc.
www.liftnstore.com

Swagman
www.swagman.net

VeloGrip
www.velogrip.com

Bike Patrol Supply Companies

Bicycle Patrol Outfitters
www.police-bikes.com 

Police Bike Store
www.policebikestore.com 

4Bike-Police.com
www.4bike-police.com

Madison Bicycle Shop
www.madisonbicycleshop.com

Patrol Bike Systems
www.patrolbike.com

Tactical Wear Online
www.tacticalwearonline.com

Clothing & Accessories

Bern Unlimited
www.bernunlimited.com

Maxit Designs
www.maxit-inc.com,
www.headgator.com

SockGuy
www.sockguy.com

Zensah
www.zensah.com

Zoic Clothing
www.zoic.com

Duty Gear

DutySmith
www.dutysmith.com

THANKS!

(Continued on page 20)



(Continued from page 19)

Electronics & Lighting

Cygolite
www.cygolite.com 

Alerte Systems Inc.
www.alertesystems.com

Cateye Bicycle Electronics
www.cateye.com

Cycle Siren
www.cyclesiren.com

Gloworm Bike Lights US
www.gloworbikelite.com

Mobile Edge
www.mobileedge.com

StupidBright.com
www.stupidbright.com

EMS

Attentus Medical Sales
www.attentusmedical.com

H&H Medical Corporation
www.gohandh.com

Stat Packs
www.statpacks.com

TRM Sales Management, LLC
www.trmsm.com

Zoll Medical Corporation
www.zoll.com

Eyewear

Rudy Project USA
www.e-rudy.com

Tifosi Optics
www.tifosioptics.com

Footwear

Five Ten
www.fiveten.com
Haix North America
www.haix.com

Maintenance & Tools

RAND Brands
www.randbrands.com

United Bicycle Supply
www.unitedbicyclesupply.com

Specialty Items

ARMORPUR
www.armorpur.com

Cera Products, Inc.
www.ceraproductsinc.com

CycleAware
www.cycleaware.com

ELHN Badge & Emblem Design
www.elhnbadge.com

GSM Outdoors
www.epicstealthcam.com

NuGo Nutrition
www.nugonutrition.com

Promotive.com
www.promotive.com/lawenforcement

Whistles for Life
www.whistlesforlife.com

Training

Jones & Bartlett Learning 
www.jblearning.com

John E. Reid and Associates, Inc.
www.reid.com

Simunition
www.simunition.com

Street Crimes Seminars
www.streetcrimes.com

Uniforms

Bratwear 
www.bratwear.com

MOCEAN 
www.mocean.net

Olympic Uniforms/J. Marcel
www.olyuniforms.com

Other

EMS World 
www.emsworld.com

Bikes Belong Coalition, Ltd.
www.bikesbelong.com

Cygnus Law Enforcement Group
www.officer.com

Dirt Rag/Bicycle Times
www.dirtragemag.com

IACPNet
www.iacpnet.com

IMBA
www.imba.com

JEMS Communications
www.jems.com

League of American Bicyclists
www.bikeleague.org

National Association of School Resource Officers
www.nasro.org

National EMS Memorial Bike Ride
www.muddyangels.com

NHTSA Safety Countermeasures (NTI-121)
www.nhtsa.dot.gov

Officer Down Memorial Page
www.odmp.org

Police Magazine
www.policemag.com

2015 IPMBA CONFERENCE



Krav Maga for Public Safety Cyclists

by Gail Boxrud
Krav Maga Minneapolis

Krav Maga is a simple, intuitive, self defense system. It is easy to learn, easy to retain and designed to bring a physical conflict to an end as quickly as possible.

This makes it a great self-defense system for civilians (including women and children), executive protection providers, military personnel, and law enforcement officers, and other public safety personnel.

“It’s versatile and can be modified to the needs of the attack,” Garland writes. “The movements are street- and battlefield-tested, which is ideal for teaching civilians, military, and law enforcement. My only regret is I didn’t take classes earlier in my career!”

Krav Maga teaches techniques to defend against common attacks: punches, kicks, chokes, headlocks, grabs, bear-hugs, knife and stick threats and attacks, and gun

threats. It includes defenses against attacks on the ground, always with the goal of getting up. Ground fighting is dangerous and exhausting, especially when there is a crowd and the potential for multiple attackers.

Krav Maga brings the attacked to a high level very quickly by teaching consistent defenses based on

the movement of the attackers, rather than a specific skill for each type of attack. It incorporates stress drills and multiple attacker scenarios to ingrain the skills into the defender and forge a never give up attitude.

For Jake Gribble, a police officer and Marine who served two tours in Iraq, Krav Maga provides a “complete system focused on real-world defense.” As a longtime Krav Maga student, he finds the training fills the gaps found in many other martial arts systems: armed suspects, multiple suspects and realistic context. “I also appreciate the no-nonsense attitude that favors decisive, overwhelming action when appropriate,” he writes via email.

Krav Maga was developed for the Israeli Defense Force. Israel was formed, developed, and continues to thrive against formidable odds. Surrounded by enemies on all sides when Israel declared itself a nation, citizen-soldiers of all ages and abilities had to fight for their very existence. This forged a “never give up” spirit that keeps Israel going today. Krav

Maga carries on this “never give up” tradition in its modern self-defense system.

Krav Maga for Bicyclists was inspired by attacks on civilian cyclists in Minnesota’s Twin Cities. In an effort to prepare civilian cyclists to repel such attacks, Krav Maga Minneapolis owners/instructors Gail Boxrud and Dante Pastrano attended the IPMBA Security Cyclist Course taught by Saint Paul Police Sergeant Murray Prust. After earning their Security Cyclist certification, they spent many months combining their Krav Maga training with their IPMBA training to develop a program for civilian cyclists.

Prust, an IPMBA Instructor and Bicycle Response Team leader, attended his first *Krav Maga for Law Enforcement* seminar in 2011. “I couldn’t believe that I was never taught these simple, effective techniques,” he stated. “Because of Krav Maga’s teaching style, I was able to retain the techniques and perform them under stress. Krav Maga teaches you tactics to end encounters fast, which reduces injuries to both officers and suspects.” After attending the class, he suggested developing a program for public safety personnel.

Inspired by the opportunity to enhance officer safety, Boxrud, Pastrano and Prust developed *Krav Maga for Public Safety Cyclists* and taught their first seminar at the 2012 IPMBA Conference in Saint Paul and repeated it in Baton Rouge in 2013. They were unable to attend the 2014 Conference due to Krav Maga Instructor re-certification.

In 2015, they will return to the IPMBA Conference with not only the introductory seminars, but also an in-depth, three-day course comprising a wide array of tactics and techniques designed to defend against a broad spectrum of threats.

Topics include weapon retention while riding a bicycle, dismounting the bike ready to intervene and fight if necessary, getting pushed off the bike, and defending against all types of attacks on the ground. It will cover knife, stick and gun defenses.

(Continued on page 22)



Law enforcement officers protect the public and EMS personnel deliver life-saving treatment, often in potentially dangerous situations. In order to do their jobs, they must be able to protect themselves. Krav Maga provides public safety personnel with simple, hand-to-hand, self-defense skills that can save their lives. It teaches them tools to manage violent encounters, potentially reducing dependence on the gun and the need for deadly force.

Sergeant Jeff Garland, retired from Maple Grove (MN) Police Department after 31 years in law enforcement, appreciates that Krav Maga teaches gross motor skills under stressful conditions. Garland has an extensive martial arts background, was a bike patrol supervisor for 20 years and taught defensive tactics for 24 years. Garland has trained in Krav Maga for a few years, was recently certified as a civilian IKMF (International Krav Maga Federation) instructor, and continues to teach defensive tactics for law enforcement.

James (Jim) Elliott “Rides Off Duty” in Hartford



Photo source: FOX-CT

Jim Elliott riding “26 Hours for Sandy Hook”.

Jim Elliott has retired as a Sergeant from the Hartford Police Department after 20 years of service. Jim was certified as a Police Cyclist in August 1993 and became certified as IPMBA Police Cyclist Instructor #368 in October 1999. To date, he and his teaching partners have delivered IPMBA training to nearly 500 police and security officers from Hartford and beyond. He attended the IPMBA Bicycle Response Team Training at the 2010 IPMBA Conference in Chesterfield/Saint Louis and introduced those tactics to his students, along with Active Shooter training. He has been in command of 170 bicycle personnel. He has mentored new instructors and mechanics, and established a full, in-house repair shop handling everything from tune-ups to rebuilding entire bicycles. He was instrumental in instituting the first bicycle patrols at Westfarms Mall in Farmington, Connecticut, and ESPN, located in Bristol, Connecticut.

His passion for cycling started as a kid riding his bike in his neighborhood, dreaming he was racing in the Tour De France. This vision has taken him to USA Cycling Category 2 bike road racer representing the USA as a member of the United States Military Endurance Team. He served in the Marine Corps prior to his career in law enforcement.

He has taken time away from his hectic work and racing schedule to tackle solo, long-distance rides in honor of family, friends, and the 26 victims of Sandy Hook, whom he honored via a 26-hour, 485-mile ride.

Since retiring from the Hartford Police Department, he has continued his law enforcement career as a Commercial Vehicle Inspector for the Connecticut Department of Motor Vehicles. He will continue to prepare police officers for bicycle patrol as an instructor for IPMBA.



(Continued from page 21)

This course will prepare public safety cyclists to defend

themselves from punches, kicks, grabs and chokes

perpetrated by single and multiple attackers. The reality-based drills and scenarios will help public safety cyclists manage stress, repel attacks, and reduce their reliance on lethal use of force options.

REGISTER TODAY!

Find out more about the three-day class:
http://ipmba.org/training/training_class/ipmba-krav-maga-chandler1

View conference details online:
<http://www.cvent.com/d/p4qbqk>

ABOUT THE INSTRUCTORS:

Gail Boxrud is co-owner of Krav Maga Minneapolis LLC. She is the director for Minnesota for the International Krav Maga Federation (IKMF), which is based in Israel. She is certified under the IKMF to teach civilians, law enforcement, women and children. She is also an IPMBA certified Security Cyclist. She has been

training in Krav Maga for more than 12 years and teaching for nearly 8 years. She has achieved the rank of IKMF Expert 1.

Dante Pastrano is co-owner of Krav Maga Minneapolis LLC and certified under the IKMF as an instructor for civilians, law enforcement, women and children. He is also an IPMBA certified Security Cyclist. He earned his teaching credentials in August 2008. He earned his law enforcement instructor certification in May 2009 in Israel, and attended 3 additional LE instructor courses in Minnesota. He has achieved the rank of IKMF Expert 1.

Murray Prust is a certified International Krav Maga Federation Level Three Law Enforcement Instructor under Tamir Gilad of IKMF GIT. He has 17 years of law enforcement experience and currently holds the rank of Sergeant for the Saint Paul Police Department. He has been a bike patrol instructor since 2003 and an IPMBA Instructor since 2007. He is also a Sergeant on the Bicycle Rapid Response Team that responds to civil disorder, crowd control, natural disasters, and other tactical situations.

Photos courtesy Gail Boxrud.



Profile: Sgt. Rebecca Miller

by David Dickinson
Moore (OK) Police Department

Sgt. Rebecca Miller, Moore (OK) Police Department, rides during the city's 26th Annual Red Ribbon Parade, which was held on October 25, 2014. Sgt. Miller and her partner, Sgt. David Dickinson (background), maintain a constant, approachable presence during community sponsored events. Both are IPMBA certified police cyclists.

An avid cyclist for many years, Rebecca serves on the department's crisis intervention team and is assigned to day shift patrol. She has been a police cyclist for six years in two different police departments. Her husband, Jeremie, is a K-9 officer for the department. They have two children together.

Photo courtesy David Dickinson.




RAFFLE WINNER

Edmond "Jake" Jacobs, PCI #1441, of the Department of Homeland Security/Federal Protective Services in Boston, Massachusetts, displays his new ride. Jake was the lucky winner of the Safariland-Kona bicycle raffle at the 24th Annual IPMBA Conference in Tampa, Florida. IPMBA thanks The Safariland Group for their generous donation. The proceeds of the raffle support IPMBA's education and outreach efforts.

Photo courtesy Edmond "Jake" Jacobs.

———— New Member Benefit ————

In a partnership with Cygnus Business Media, IPMBA members are now eligible for a **FREE** subscription to their choice of *EMS World* magazine, *Law Enforcement Product News* (LEPN), or *Law Enforcement Technology* (LET).



EMS World offers clinical and educational material designed to improve the delivery of pre-hospital emergency medical care. It is written, edited, illustrated, and formatted to appeal to the full spectrum of EMS professionals. In addition, Publisher Scott Cravens is an avid cyclist and perennial participant in the National EMS Memorial Bike Ride.



Law Enforcement Technology is written with the law enforcement manager in mind and concentrates on emerging trends and technological advances being made in the field of law enforcement as well as focuses on companies that provide leading product categories such as computers & software, uniforms & body armor, communications, vehicles, weaponry, forensics, training, tactical equipment and video imaging products.



Law Enforcement Product News is considered the most thorough product magazine in the industry because of its efforts to keep the reader consistently informed and updated. In addition, the magazine provides updates on the latest in tradeshows, employment opportunities, industry Web sites, law enforcement events, training and news within the industry

Visit the magazine of your choice and enter the Priority Code **Q4IPMBA** to start your free subscription.

EMS World: <http://www.emsworld.com/subscribe/print/emsworld>
LET: <http://www.officer.com/subscribe/print/let>
LEPN: <http://www.officer.com/subscribe/print/lepn>

IPMBA thanks Cygnus Business Media, EMSWorld.com, and Officer.com for their support of our members and public safety cycling.


BIKE PATROL SIREN

CycleSiren Features:

- ✓ Sound modes are **Wail, Yelp and Horn** (Whistle sound available).
- ✓ Daylight viewing LED strobe lighting. Color options, **Red/Blue, Red/White and All Blue.**
- ✓ Powered by a 9.6-volt Ni-MH RC battery that fits into the Police rack or side gear pack.
- ✓ For **Police & EMS Bike Patrol.**

Accessories:

LED Taillights: Blue/Amber, Red or Blue.
Ultra-Bright White LED Patrol Light.



Please visit our Web site
www.cyclesiren.com
Or telephone us at
714-628-8935.

IPMBA Board Openings Announcement

Three seats on the IPMBA Board of Directors will be up for election/re-election at the 2015 IPMBA Conference in Chandler, Arizona. This is the official notice for those who may be interested in serving on the IPMBA Board.

In order to be eligible to serve on the Board of Directors, you must hold current, active certification as an IPMBA Instructor.

According to the IPMBA By-Laws, Article 111, Section 5: Board Candidate, any qualified member can become a candidate for the Board of Directors by:

- a. Submitting a letter of interest to the Executive Director after the official notice and no later than 45 days prior to the first day of the Annual IPMBA Conference (last day to submit letter and resume will be **March 4, 2015**).
- b. A resume or C.V. (curriculum vitae) must accompany the letter of interest. If a resume or C.V. is not submitted, the candidate's name will be deleted from the list of potential candidates.

If you are interested in serving on the IPMBA Board, you may submit your letter of interest and resume to the Executive Director at any time before **March 4, 2015**.

Please email your letter of interest and resume to maureen@ipmba.org. Hard copies will not be accepted.

You will be expected to address the board during its pre-conference meeting in April; exact date and time to be determined.

If you have questions about board member responsibilities, please contact Maureen at 410-744-2400 or maureen@ipmba.org or any current board member. Contact information for current board members can be found at <http://ipmba.org/about/ipmba/board-and-staff>.

ADVANCE NOTICE

CALL FOR INSTRUCTORS AND WORKSHOP PROPOSALS

The 26th Annual IPMBA Conference will be held Saturday, April 23-Saturday, April 30, 2016, in Asheville, North Carolina. Pre-conference courses will be scheduled April 23-27, and the conference workshops will take place April 28-30.

If you are an active, IPMBA-certified instructor and are interested in teaching at the conference or pre-conference, you must submit a **Call for Instructors and Workshops** form, which will be available from the IPMBA office shortly after the 2015 IPMBA Conference.

You will be asked to outline your bicycling, work, and teaching experience, *including non-bicycling-related expertise and/or instructor certifications*.

Instructors will be selected for the pre-conference training courses as well as the core conference workshops.

It's easy – just follow these steps!

STEP ONE: Contact IPMBA HQ at Maureen@ipmba.org or 410-744-2400. Ask for a Call for Instructors and Workshops form (*available after the 2015 conference*).

STEP TWO: *Select a Topic.* Stop hoarding your in-service training ideas.

STEP THREE: *Write your Proposal.* Follow the guidelines carefully.

STEP FOUR: *Submit your proposal to IPMBA HQ by **June 15, 2015**.*

STEP FIVE: You will be notified of the Education Committee's decision in early fall.

Note: *Even if your workshop has been offered at past conferences, you must still submit the form. Past inclusion does not guarantee future acceptance.*



CY GOLITE P3 SERIES

REDEFINING BICYCLE PATROL VISIBILITY



TACTICAL GRADE DURABILITY

- Shock proof LED technology
- Robust, center mounted dual brackets for secure and simple mounting
- Withstands the elements with reinforced aluminum alloy, UV resistant polymer, and water resistant construction

ADVANCED LIGHTBAR PERFORMANCE

- Industry's brightest white, red and blue LEDs*
- Strategically spaced LED housing provides optimal light bar visibility
- Multiple pursuit modes including solid red with flashing blue*
- Compact high capacity Li-ion battery for all night patrolling

SIMPLIFIED OPERATION

- Recharge through the direct charging port, keeping the headunit and battery connected for quick deployment
- Two illuminated buttons independently control the high output headlight and the auxiliary red/blue LEDs*
- Battery level indicator

Engineered, assembled, and serviced in the USA

Learn more: Phone: (949) 297-4972 Email: patrol@cygolite.com Web: www.cygolite.com *Amber LED version available for safety / security / EMS

Founded in 1991 in Orange County, California,
Cygolite is a leading US manufacturer of rechargeable LED bicycle lighting systems.

Cygolite 13695 Alton Parkway, Irvine, California 92618



(Continued from page 1)

far more important than my personal comfort. I AM RIDING TO REMEMBER.

I, myself, am a paramedic and a cyclist, but, as the coordinator for the Colorado portion of the NEMSMBR, I am also part of the “they”. This was my third year



2014 EMS Memorial Ride leaving with honor guard salute

I imagine many of the cyclists across the country choosing to participate in one of the rides that comprise the National EMS Memorial Bike Ride (NEMSMBR) are feeling the same. At this point, you may be wondering why someone would participate in an event that produces mixed emotions and physical discomfort. Fortunately, this year I’ve been able to reflect on what the ride means to the participants than I have in years past.

coordinating the Colorado ride, but there are three other rides with people riding for the same mission. There are the Kentucky ride, the West Coast ride, and the East Coast ride, which is the original and oldest ride. All of these are multi-day, fully supported rides with aid stations and SAG support.

The cyclists and support team members who

participate in these rides are there for a purpose, and they believe in it! They believe in the mission of these rides enough to embrace several days of fatigue, discomfort, and sometimes pain. The mission of the National EMS Memorial Bike Ride is to “honor Emergency Medical Services personnel by organizing and implementing long distance cycling events that memorialize and celebrate the lives of those who serve every day, those who have become sick or injured while performing their duties, and those who have died in the line of duty.” This mission is what compels people to travel from all over the country to ride their bicycles for hundreds of miles.

Very simply, these people are a mix of EMS providers, families and friends of those providers who have died in the line of duty, and supporters of EMS, all of whom ride to remember. They are not professional cyclists; rather, they are people who come together for a common goal. For many, this ride will be the first long-distance cycling event they have ever done. Of course, these events also attract experienced cyclists, but they come for the same purpose. It is evident when you see stronger cyclists slow down to accompany and encourage less experienced riders, when they shed tears as the memorial bell peals as the names of the fallen are read, and in their faces as they read the biographies of the lost lives we honor.

Throughout the ride, I look around at the other riders and see a variety of expressions and emotions. I see fatigue,

pain, and mental battles being fought with every pedal stroke. More importantly, I see determination, pride, courage, and an unwavering resolve to complete their pilgrimage. I recognize these emotions because I have felt them as well throughout our journey.

This year, however, I found myself focusing on more than the emotions and physical experience I shared with my fellow riders. All of the cyclists, these “Muddy Angels,” carry dog tags every day and every mile, each engraved with the name of a fallen brother or sister in EMS. The culmination of the Colorado ride is the delivery of these dog tags to the families of the fallen at the National EMS Memorial Service in Colorado Springs.

It was these dog tags that got my attention this year, and incidentally, it was on the third and last day. Until that day, I had kept my dog tags safely stored in my jersey pocket, but on the third day I had chosen to wear my dog tags around my neck. I found myself on a long stretch with no other riders around, and the only thing keeping me company was the light thud of the muted dog tags against my chest. I began to reflect on whom I was riding for, and why I was riding for him.

The evening before the ride, my co-workers requested I ride for a Colorado paramedic who had died recently in the line of duty. Several of them had worked with this person at different companies throughout the years, and I could tell that it was deeply meaningful to them that a member of our department wore his tags. I readily agreed to support my co-workers and picked up the small zip-lock bag containing his tags.

On that third day of riding, I began to feel emotional, unaware until now that a gesture so seemingly small had impacted me in a tangible way. For the better part of a mile, I fought tears so that I could see the road in front of me. Every pedal stroke caused his dog tags to strike my chest and remind me why I was really out there. When I arrived at the National EMS Memorial Service in Colorado Springs, there were no family members for my fallen brother.



2014 EMS Memorial

(Continued on page 27)



2015 National EMS Memorial Bike Rides

East Coast: Boston MA to Alexandria VA, May 16-23

Kentucky: Paintsville KY to Alexandria VA, May 16-23

Colorado: Fort Collins CO to Colorado Springs June 24-26

www.muddyangels.org



2014 EMS Memorial Riders at the Air Medical Memorial Event.

(Continued from page 26)

However, one of my co-workers who had requested I carry his tags was in attendance.

As I handed her the dog tags, she was filled with both with tears and gratitude for the simple act of remembering her friend. I saw the other riders handing their dog tags to the families of our fallen while sharing embraces and tears, and I overheard many expressions of appreciation for having their loved ones remembered. It struck me that what I had taken for granted as a simple act of carrying two small chunks of metal was so much more significant than that.

We carry the memory, the proverbial torch, of these providers, and it is our responsibility to keep that torch brightly lit.

This is what the National EMS Memorial Bike Ride is all about, and what makes the challenges of a difficult ride worth it. I encourage any EMS provider, family member of an EMS provider, supporter of EMS, and

anyone with an interest in cycling to participate in one of the National EMS Memorial Bike Rides. Although hills can feel like mountains, and the next rest stop is sometimes not as close as you would like, there is a strong sense of pride and unity with your fellow riders and the

EMS community that is rarely felt elsewhere.

As a bonus, there is plenty of enjoyment to be had and new friends to be made. The Colorado ride takes cyclists beside historic Red Rocks, and we enjoy lunch at a local cycling hot spot called Mary's Café and Market. We ride past scenic views of the Front Range and Rocky Mountains, a setting which can ease some of the mental challenge. Riders also participate in the Air Medical Memorial event in Littleton and are escorted through the streets of Colorado Springs to finish strong at the National EMS Memorial Service. Those who have ridden with us in the past are often heard describing their experience as "life-changing," and they comment on the new friendships that are cultivated throughout the week.

There are too many sponsors to list here, but I would like to thank the University of Colorado Health System, EMS World, and ISM Seats for their sponsorship; the Poudre Valley Hospital EMS department for their support of the pre-ride dinner; the Poudre Valley Hospital EMS Honor Guard for escorting our ride through Fort Collins and providing send-offs throughout the ride; Penrose-St. Francis Emergency and Trauma Services for the post-ride dinner, and AMR-Colorado Springs. Last but not least, thanks to all of the EMS, fire, and police departments which provide aid stations and support throughout the ride. The National EMS Memorial Bike Ride could not operate without the support of its many sponsors, and the Colorado ride could not happen without those listed here.

The 2015 Colorado ride will take place June 24-26, from Fort Collins to Colorado Springs. Don't have three days

to spare? You're not sure you want to be on a bike for several days in a row? You can register for a single day or multiple days, even if they aren't consecutive. There is also an option to register as a support person ("Wingman") and help provide aid station and SAG support to the riders. With so many ways to get involved, I hope to see all of the rides bursting at the seams for 2015!

Even if you do not choose to participate in one of the rides, please take time to think about those EMS providers who have lost their lives in performance of their

duties, and to appreciate the work you and your colleagues do every day. Semper Memoria.

Photos: Tammy Chatman, Professional Relations Mgr/PIO with Flight For Life, and Gayla Groom.

Rob Collett is a division captain and IPMBA EMS Cyclist instructor with Poudre Valley Hospital EMS in Fort Collins, CO, a part of the University of Colorado Health System. Rob began his role as the Colorado ride coordinator for the National EMS Memorial Bike Ride in 2012. He has utilized bikes in EMS for four years, became an IPMBA instructor in 2012, and joined the IPMBA Industry Relations Committee in 2014. He can be reached at ftcmedic@gmail.com.



2015 PRODUCT GUIDE



583 FREDERICK RD., SUITE 5B
BALTIMORE MD 21228

NONPROFIT ORG
U.S. POSTAGE
PAID
BALTIMORE MD
PERMIT NO. 3361



SHIFT YOUR BIKE OPERATIONS INTO HIGH GEAR



INTERNATIONAL POLICE MOUNTAIN BIKE ASSOCIATION

25th Annual IPMBA
Conference and Expo
Chandler, Arizona - April 11-18, 2015

www.ipmba.org
410-744-2400
info@ipmba.org