

WINTER 2014

ipmba



news

NEWSLETTER OF THE INTERNATIONAL POLICE MOUNTAIN BIKE ASSOCIATION

IPMBA: PROMOTING AND ADVOCATING EDUCATION AND ORGANIZATION FOR PUBLIC SAFETY BICYCLISTS.

VOL. 23, No. 1

## Spring Training in Tampa

by Maureen Becker  
Executive Director



After a long, hard winter, a baseball fan's fancy lightly turns to thoughts of spring training (*apologies to Alfred, Lord Tennyson*).

Likewise, a public safety cyclist's fancy turns to thoughts of the IPMBA Conference.

For 100 years, the Tampa area has hosted baseball teams for Spring Training; the New York Yankees still call it "home."

For 24 years, the IPMBA Conference has been THE place for spring bike patrol training.

The last time IPMBA held its Spring Training in Florida, it was 1993. IPMBA was just two years old, though this was its third conference. The first IPMBA Police Cyclist Course, held prior to the conference, was attended by 90 police officers from around the US and Canada.

The 1993 conference featured 24 workshops in concurrent sessions and the first obstacle course competition. The previous year, participants attended all the workshops (23) and a bicycling techniques demonstration in one large group.

Twenty-one years later, there are eight – yes, eight – pre-conference courses: Police Cyclist, EMS Cyclist, EMS Cyclist II, Security Cyclist, Maintenance Officer, Bicycle Response Team, Instructor, and Core Skills and Scenarios.

Twenty-one years later, there are 40 workshops, neatly divided into categories: Bike Handling, Technical Skills, Airport Operations, Bicycle Response Team Operations, EMS Operations, Instructor Development, Officer Survival, Police Operations and Tactics, Maintenance, Administrator Topics, Campus/Community, Fitness and Nutrition, and General Interest. Most are offered more than once for more flexible scheduling.

Many workshops reflect the fact that public safety cycling is no longer a new concept. Bike operations have continued to evolve, and seem to be limited only by the imaginations of the wheelmen (and women) themselves. Fortunately, these forward-thinking individuals come forth year after year to share their ideas and experiences, providing even repeat attendees with reasons to keep coming back.

Baseball players know that the quality of their Spring Training and the effort they put into it will have an impact on their performance throughout the long season.

**Hit a home run. Register today for the 24<sup>th</sup> Annual IPMBA Conference – May 16-23, 2014, in Tampa.**

## Bring Back the Bike!

It makes sense for today's agencies to drive the police bicycle patrol back into favor.

by Amaury Murgado  
Osceola County (FL) Sheriff's Office

This article appeared in "Best Practices" column in the August 2013 issue of Police Magazine.

In the 1860s, the use of police on bicycles was introduced, and by the 1890s, bicycle officers were found in several large American cities. In fact, in 1895, then-New York City Police Commissioner Teddy Roosevelt approved a 29-man unit that in its first year was responsible for 1,366 arrests. Later in the early 1900s, as motorized vehicles came into play and the police motorcycle became more prevalent, the police bicycle started its first downward turn.

From the 1930s till the early 1960s, technology swept through law enforcement, changing how agencies did business. Cars, radios, dispatch centers, and crime fighting overshadowed the need to remain in contact with the community. Three presidential commissions between 1968 and 1973 disagreed with the trend and led a movement to reintroduce community policing. As a result, the police bicycle was reinstated as a valuable patrol option. By the late '80s and early '90s, the police bicycle had made its second comeback. By 1990, 80 cities in 26 states had bicycle patrol units, and in 1992, the first association was

(Continued on page 26)

### inside

Board of Directors.....	21
Corporate Members.....	14
Instructor Corner.....	17-19
Issue Focus: The Product Guide .....	5-16
Detours Panniers .....	6
Guardian Angel.....	9
JET Lites F-U2.....	7
Product Purchase Program .....	11-13
Report from Interbike.....	5
Shimano Click 'R Pedals.....	10
Supplier Listing.....	15-16
X-Fire Bikelane Light System .....	8
Member News .....	20-25
President's Column .....	2

## AN APP THAT CAN SAVE LIVES



**R**ecently released data from the FBI has offered a sobering look at the incidence of Active Shooter events across the nation. During the period from 2000 to 2008, there was an average of five active shooter events per year, just less than one every two months. As often as that seems, the trend has since dramatically worsened. From 2009 to

2013, the number of these events tripled to an average of 15 per year, or more than one every month.<sup>1</sup>

Since the horrific event at Columbine, law enforcement has taken many substantive steps to deal with these crimes, ranging from tactics to equipment to training. Other interested groups, both public and private, have also worked to deter, detect and prevent these incidents. Yet they stubbornly continue to increase in frequency, killing and injuring more innocents every year. I shudder to think of how many more would have suffered and died had we not already taken these sensible steps.

Clearly, more needs to be done. Once an attack has begun, the most effective way to end the killing is to get an armed officer in contact with that killer. Police response tactics have evolved to make the initial contact between killer and

cop happen with as little delay as possible. We now know that these seconds are precious, so we must be open to innovative solutions.

One such innovation is the *Hero911 Network* (<http://hero911.org>) and their *Hero911* app, which is available now free to law enforcement for iPhones and Androids. The *Hero911* app will notify you, on duty or off, of any active shooter incident at a registered school in your area,



no matter where you are in the country. You can acknowledge the message, including whether or not you are in plain clothes, and the local agency will be notified of your response.


Simply download the app to your smart phone and submit your application. You will receive an email request for your credentials to verify your status. As soon as they are confirmed, your app is functional. Your local schools can

then register with the *Hero911 Network* (for a reasonable fee) and then they can then offer a teacher/staff app to school personnel.

I've had this app on my phone for several months now, but I was recently reminded of its importance in an inspirational event with Lt. Col. Dave Grossman. He encouraged us far better than I could when he said, "To all sheepdogs: the *Hero911 Network* can save lives. Please put the app on your phone. I did."

*Bernie Hogancamp*

## BECOME AN IPMBA INSTRUCTOR



**Join the ranks of more than 1,300 of your fellow public safety bicyclists by becoming an IPMBA Instructor.**

Call 410-744-2400 or email [info@ipmba.org](mailto:info@ipmba.org) for an instructor application packet. In the simplest of terms, to become an Instructor, you must meet the criteria outlined in the packet, apply to IPMBA headquarters, be approved, then register for and attend one of the Instructor Courses.

### Upcoming courses:

May 16-20, 2014, Tampa FL

More 2014 courses to be announced!

Check out [www.ipmba.org](http://www.ipmba.org) for more information.

"I applaud IPMBA for upholding a strong standard for participating in the IC."

"This is the best instructor course I have ever been involved in."

"Challenging and rewarding...a hard-earned certificate!"

Annual Product Guide



IPMBA: Promotes and Encourages Education and Opportunities for Public Safety Bicyclists. Vol. 23, No. 1

**Newsletter of the  
International Police Mountain Bike  
Association**

583 Frederick Road, Suite 5B  
 Baltimore, MD 21228  
 PH: 410-744-2400 ~ FX: 410-744-5504  
 E-mail: [info@ipmba.org](mailto:info@ipmba.org)  
 Website: [www.ipmba.org](http://www.ipmba.org)

**Bernie Hogancamp**  
 IPMBA President  
**Maureen Becker**  
 Executive Director; Managing Editor  
**Jennifer Horan**  
 Design and Layout

Copyright 2014 © International Police Mountain  
 Bike Association (IPMBA).

Reproduction without permission is prohibited.

The International Police Mountain Bike Association  
 promotes the use of bikes for public safety,  
 provides resources and networking opportunities,  
 and offers the best, most complete training for  
 public safety cyclists.

IPMBA Membership is \$55.00 per year.

**Interested in submitting an article?**  
**Interested in advertising in IPMBA News?**  
 Email [Maureen@ipmba.org](mailto:Maureen@ipmba.org) for information.

# POLICE BIKE STORE

➤ [www.PoliceBikeStore.com](http://www.PoliceBikeStore.com) ◀

PoliceBikeStore.com – Our name says it all. We are in business to fulfill all of your Police Bike Patrol needs. From bikes, lights and tools to eyewear, helmets, uniforms and much more. We outfit everyone from Individual Officers to large Federal Agency Fleets. **Quantity Discounts and Packaged Deals Available**



Simply Better

## Fuji Special 29er

The bikes that have been long anticipated are now available for immediate shipment, ranging in size from 15" to 22" Frames complete with Fuji's state-of-the-art Altair frame technology.

- ✓ Dual Disc Brakes
- ✓ 24 and 27 Speed Models
- ✓ Quality Shimano Gears
- ✓ Rock Shox Recon Air Fork with Remote Lockout
- ✓ Combination Packages Available

## Recent Customer Comment

“ I credit you and your company for exceptional Customer Service and professionalism! ”

*Mary L., Defense Supply Center*

**Bicycles – Lights – Tools – Pumps  
Vehicle Racks – Helmets – Eyewear – Computers  
Bags – Sirens – and Uniforms Too**



**NEW — MaxPatrol-600**  
Super Bright 600 Lumen Headlight  
Pursuit Lights with All Cree LEDs



Smith & Wesson



## Complete Selection of Smith & Wesson Bicycles

Proud Corporate Member of IPMBA and partnered with the leading brands in the Bike Patrol Business.

Shipping Nationwide since 2004 to Police Departments, EMS Units and Security Departments throughout the United States & the US Military Worldwide.



Blackburn



Smith & Wesson

ENDURA

FUJI  
SIMPLY BETTER.

TOPEAK  
PREPARE TO RIDE™

Safe, Easy and Secure Online ordering, Plus, we accept Purchase Orders, PO's and can invoice your department.

➤ Order Online at [www.PoliceBikeStore.com](http://www.PoliceBikeStore.com) or by phone at 973-366-5868 ◀

Tele: 973.366.5868

Fax: 888.773.1427

Website: [www.policebikestore.com](http://www.policebikestore.com)

Email: [info@policebikestore.com](mailto:info@policebikestore.com)

## Brand New Alerte Trailblazer IV Light System - This system has everything you need right out of the box



- New and Improved bright LED Headlights
- Super bright pursuit lights available in a variety of color combinations
- Rear commuter taillight and pursuit lights - visible from front and rear
- Built in Siren available in Hi-Lo or Wail
- New random flash mode



# APPROACH PATROL BICYCLE

The Toughest Patrol Bike On Earth!

FRIENDS DON'T  
LET FRIENDS  
RIDE JUNK

The Volcanic "APB", Approach Patrol Bicycle, is hand made and built in the USA specifically for the Bicycle Patrol Industry to the standards required to withstand the rigors of daily patrol.

- \* Lifetime Frame Warranty
- \* Proven Components
- \* Longer Service Life

**\*\*Upgrades Available:**

Grips: Ergon      Fork: FOX  
Decals: Custom      Wheels: DT Swiss  
Silent Hub Upgrade Available

## Need Accessories?

Ask about patrol bags, racks, and lights

## CUSTOMIZE

Frames are available in a wide range of colors, with options for POLICE, SHERIFF, EMS, SECURITY, FIRE decals and more. Contact our team of professionals for information about customizing bikes specifically for your department.



**IPMBA**  
Corporate Member



Hand Built - Made in the USA

[info@volcanicbikes.com](mailto:info@volcanicbikes.com)

509-427-8623

[www.VolcanicBikes.com](http://www.VolcanicBikes.com)

# 2014 Product Guide

Welcome to the twelfth annual IPMBA Product Guide! This year's guide begins by highlighting the hottest products at Interbike and concludes with a list of suppliers who support IPMBA. The Product Guide keeps you informed about the latest and greatest in public safety cycling, and remember: the Product Guide also saves you money when you

## Interbike: New and Noteworthy

by James Englert, PCI #1081  
Arapahoe County (CO) Sheriff's Office  
IPMBA Industry Liaison

**T**his past September, I attended the Interbike Expo in Las Vegas with former Membership Coordinator Tony Holte. Interbike is the premier retail expo for the cycling industry.

Our agenda for the week was packed with meetings with the many retailers, manufacturers, and vendors that participate in our Product Purchase Program (PPP), exhibit at the IPMBA Conference, advertise in *IPMBA News*, etc. We wanted to thank them for supporting us. Tony put together an ambitious list of more 30 vendors, and we did our best to talk to a majority of those companies. It's nice to put faces with names and for them to meet us and learn more about our sometimes unique needs.

Another agenda item was to find new vendors and products that would be of interest to police / EMS / security cyclists. We spoke with many such potential vendors to see if they would be interested in our niche market and in joining the PPP, sponsoring us, or attending our annual conference. Most vendors expressed excitement and said they would like to be involved with us. After Interbike, it is up to us to contact those vendors to establish what we hope will be ongoing relationships.

Some friendly faces we ran into were Tim Shurr, the owner of Ashland Bicycle Works in Ashland, Oregon, and instructor of our Maintenance Officer course. We also got to spend time with the owner of Volcanic Bikes, Eric Kackley, who typically sponsors mechanical support during the IPMBA Conference. Helping us were two members of the Industry Relations Committee – Jeff Britton of

Central Point (OR) Police Department and Bob Dunivin of Los Angeles (CA) Fire Department. Jeff and Bob were officially attending Interbike for other reasons, but they also talked to some vendors for us. There were some interesting and noteworthy products. The bicycle locks were especially impressive. Kryptonite (sponsor of bike theft workshop at the 2013 IPMBA Conference) was showing their full line of quality locks. Cantitoe Road was showcasing the new Trelock frame lock. This lock has a seat tube mount that mounts to the rear seat stay; all you need to do is lock it and the rear tire is secure. Tony and I thought this was a good idea because if you are in a hurry, you can lock the rear tire quickly. Trelock also make the lock with a chain to lock it up to a fixed object. Another one of their Trelocks is a folding lock, which makes it harder for the bike to be stolen. Cantitoe Road participates in our Product Purchase Program, offering Wipperman chains and now the Trelock frame locks at wholesale prices.

I'm always interested in helmet technology since it seems like it is always changing. At the show we spoke to people from Bern. They are always very interested in IPMBA and very helpful. They are big supporters of IPMBA and have attended the last few IPMBA conferences as a vendor. This year was no different with the technology: Bern has a new helmet called the Morrison coming out in February 2014. The Morrison has a removable front visor with their ZipMold technology that is thinner, tapered, lighter, and a higher strength-to-weight ratio. The part I like the most is that the molding features a new dial fit as opposed to their previous Velcro padding, and there is a performance liner for customized fit with moisture control and airflow. The

Morrison has 16 vents, twice as many vents as their other helmets. As with all their helmets, the liner snaps out for cleaning and cold weather liner. Another product I'm very interested in is called Bar Mitts. I've seen these in the past but never had the chance to actually try them. These are Neoprene hand covers for winter riding. Ward and Patti Graham are very supportive of IPMBA and have joined our PPP, giving 20% off MSRP and free US Shipping. I have worn them a few times since Interbike, and I really like them. In the cold, I can wear a light glove for a more comfortable ride and the Bar Mitts keep the cold wind off my hands. Patti has already provided to Bar Mitts for our silent auction at our annual conference in Tampa, one of the many reasons to attend the conference.

These are just a few of the vendors we spoke to at Interbike. More reviews will follow in future issues. Don't forget to check out the IPMBA Product Purchase Program often. The vendors and discounts do change and we're always interested in potential new participants.

*James Englert is a School Resource Officer in Centennial CO. He is going through training to become an instructor with NASRO (National Association of School Resource Officers). He was certified as an IPMBA Instructor in 2008 and currently serves as the Industry Liaison on the IPMBA board. He can be reached at [industry@ipmba.org](mailto:industry@ipmba.org).*





# Detours Panniers:

## These Bags Won't "Detour" You from Your Mission

by Craig Lepkowski, PCI # 1180/EMSCI #272  
Lake Forest (IL) Police Department  
IPMBA Secretary

**A**bout a year and a half ago, after meeting Shawn Parks from Detours at the 2012 IPMBA Conference, I treated myself to both the D2R handlebar bag (now updated and renamed the "Sodo") and the large D2R Panniers because I hoped to take a long interstate ride during the summer of 2013. The ride never materialized, but I have used the bags both on- and off-duty and am quite impressed with them for both applications.

Let me begin with the D2R (Sodo) handlebar bag, which I had installed differently than they recommend because I have a Cygolite® bike light on my handlebars. My local bike guy mounted the handlebar bag on a metal basket frame along the front stem of the bike, which makes it very secure and ensures it can handle more than the 13-pound capacity recommended by Detours. It sits right above the front tire and is accessible while the rider is on the bike. The D2R bag is 10 x 4.5 x 8 inches in dimensions with a weight of 1.8 pounds and can hold 330 cubic inches in volume. Mounted as recommended, the bag easily detaches and comes with a detachable shoulder strap to make it quite portable.

The handlebar bag is more than big enough for the items I like to carry and access during a ride: water bottles, keys, gloves, extra lights, snacks, sunglasses, Israeli tourniquet, mini first aid kit and cell phone. The top of the bag completely wraps over the edges of the bag and makes it very weather safe, but to ensure the bag remains waterproof and the contents dry, the bag comes with a bright yellow, waterproof cover that completely envelops the bag. The bright color and reflective striping enhance visibility in rainy conditions, as does the reflective striping found on both the black and the ground herringbone colored bags. The spacious interior area

has a smaller hanging pouch perfect for keys, cash, ID and credit cards, while on the outside front, there is a smaller, zippered pocket to store the rain cover and other small stuff. The Sodo bag adds more pockets on the inside of the interior compartment and a clip for a set of keys. The sides of the bag are equipped with mesh elastic pockets that are perfect for water bottles or coffee travel mugs.

The most impressive feature, and what I ended up using the most while supervising numerous officer posts around the Conway Farms Golf Course during the BMW Championship Golf Tournament, is the clear plastic paperwork case that Velcros® to the top of the bag. Not only is the case large enough to hold 8.5 x 11 forms, it is



Large pannier set

waterproof and very visible to the rider. I was able to track posts and relief times, and pack a map of the golf course and important contact information. When I wasn't on the bike, I simply ripped the plastic case off the bag and took it with me. When I returned to the bike, the case with all its important forms was easy to reattach. A recent review of the Sodo by the *Washington Post* extols the virtues of this pocket as a way to monitor a smartphone and keep it dry, though they wisely caution against texting while driving a bicycle.

The material of the bag holds up well; it has not lost its shape or luster, or shown much wear and tear. There is no fraying along the edges as I've experienced with bags from other companies. I had similar results from the D2R large panniers – they hold up very well under tough conditions and heavy loads.

The large D2R panniers measure 12.5 x 8 x 15 inches in dimension and hold 22 pounds of equipment in 2,125 cubic inches. As I noted, the bags are quite sturdy and attach very well to the rear rack of any bike. Not only do they have the usual hooks to hang off the rack, they come with spring-loaded clips that secure the bags to the rear rack so there is very little chance of the bags coming loose no matter how many stairs you ride down. The hooks that attach the bags to the rack frame feature a strap with a quick-release mechanism that is easily adjusted to secure to any frame.



D2R Handlebar Bag with map sleeve

The bags hold an amazing amount of equipment and/or clothing, and can handle the weather with a top flap that, like the handlebar bag, seals out the elements by overlapping the bag and clipping down securely. A smaller, zippered pocket on the front of the bag is also covered by the flap. Under the flap, the bags cinch closed with a "rucksack-style closure" (drawstring) which helps secure smaller loads that don't fill the entire bag. Each bag has two exterior elastic mesh pockets for water bottles, snacks or anything else that a rider would want to carry. For harsh weather, each black bag comes with a bright yellow, waterproof cover with elastic edges, which envelops the entire bag.



D2R Handlebar Bag, interior

Detours' bags are advertised as "straightforward and reliable gear for your ride", and so far this has proven true. The bags do not have too many specific-use pockets and/or extra "bells and whistles" that some engineer

thinks you need. Instead, Detours produces and markets simple, reliable bags, with straightforward mounting systems and general uses for everyday riders, commuters, touring riders and

(Continued on page 7)

# JET Lites F-U2



by Matthew Worm, PCI #946/EMSCI #256  
Omaha (NE) Police Department

One evening I was thinking “how can I further improve bicycle patrol and make life easier for my brothers and sisters on the beat?” That’s when I got a text from James Englert, our IPMBA Industry Liaison. James asked me to product test the JET Lites FU-2 and let him know what I thought. I said, “Sure! I think I know a thing or two about bicycle lights.” After all, I have previously evaluated various models and designs in order to make recommendations to my department command about product purchasing.

James said that he was going to have JET Lites send me a sample and instructed me to give the light a thorough testing. I will start by honestly saying that I had not heard of JET Lites and I did not know what to expect from their product. JET Lites sent me the F-U2, which retails for \$179.00. When I opened package, I thought they sent me the wrong product.

I was looking at a normal, everyday, duty-style light, similar to the light that I carry on my duty belt every day. I took note of the simple battery charger, the small mounting bracket, and a single removable Li-Ion battery. I put the battery into the lightweight aluminum housing and was happy to see the battery was charged and ready to go.

The light is operated the same way as my duty light, with a push button tail switch and an option to switch between high, medium and low power. According to the JET Lites website, the light will provide one hour and forty minutes of run time at 825 lumens. The battery charger will accommodate two batteries, and extra batteries can be

purchased through JET Lites (\$20.00 per). In other words, if the battery runs down or goes bad, it can be replaced rather than having the whole light system go down.

I attached the mounting bracket to my bicycle. I was surprised at the simplicity of the product and impressed that the bracket has the light sitting offset so it actually sits above the bicycle head tube. In the past I have worked with lights that take up too much room on the handlebars or that have a “rubber band” style mounting systems. The last thing I want to see is a hundred plus dollar lighting system that relies on a thick rubber band to keep it in place. The light also easily attaches to the bracket and can be just as easily removed and used as a back-up flashlight.

So now it is time for the field test and I can’t think of a better way to give the light its first test run than on the local club ride with my buddy and fellow IPMBA instructor Nate Keenan. The ride starts at dusk and follows a wooded rail-trail that has no illumination except for the bike-mounted lights. Not only was it pitch black that night, but the rain started to fall and soon turned into a torrential downpour. I was impressed that the JET Lites F-U2 illuminated the trail and was not at all affected by the rain and mucky gravel sludge that was coating the light, bike and rider.

While field testing the light, I was impressed at the ability of the light to hold a charge and perform as expected. I took the light off the bracket and used it several times in low-light indoor conditions. I then completed basic IPMBA standard testing with the light to ensure the stability of the product. I started with curbs and finished off by ascending and descending stairs. The light stayed steady

and did not move out of adjustment. The only complaint I have about the mounting system/bracket is that the light cannot be swiveled at all right or left independently of the handlebars.

I can safely say that I would have no reservations in recommending the JET Lites F-U2 for my department to purchase and that I would consider purchasing one myself. The F-U2 is at an affordable price point, and is both sturdy and dependable for everyday use on and off the roads.

In closing, I have come to the conclusion that I can help to improve an aspect of bicycle patrol for my brothers and sisters by recommending they consider the JET Lites products when making an investment in a bicycle lighting system.

JET Lites does not yet participate in the IPMBA Product Purchase Program. For more information, visit [www.jetlites.com](http://www.jetlites.com).

*Matthew has been with the Omaha Police Department for 13 years. He has been a certified IPMBA Police Cyclist since 2001 and a certified IPMBA Instructor since 2006. He is also a certified firearms and patrol rifle instructor. Matthew currently works beat patrol in the Northeast precinct and is coordinating administrative issues involving the Omaha Police Bicycle Patrol program. In his free time, Matthew loves to ride his mountain bike on any available singletrack and his Salsa Veya on the gravel. He can be reached at [mworm@ci.omaha.ne.us](mailto:mworm@ci.omaha.ne.us).*



## *(Detours, continued from page 6)*

public safety professionals. The simplicity of design helps keep the bags affordable: the handlebar bag is \$78 and the panniers come in a set of two for \$95. No matter how simple the bags are in design, everything is very well-thought out. Reflective stripes and clasps and mesh pockets all do what they are supposed to do – provide safety, keep items secure, and adjust for large water bottles or smaller items. The only limit on what these bags can carry or how they can assist a bike officer or medic is the rider’s imagination.

Detours participates in the IPMBA Product Purchase Program, offering 25% off all non-sale merchandise. Please check out all the products Detours offers at [www.Detours.us](http://www.Detours.us).

*Administrative Commander Craig Lepkowski is responsible for Support Services for the Lake Forest (IL) Police Department. He is an IPMBA Police and EMS Cyclist Instructor and oversees the department’s part-time bike unit. He was elected to the IPMBA Board of Directors in 2013 and currently serves as Secretary. He enjoys biking as often as possible with his son, daughter, and his fiancée and her son. Craig can be reached at [lepkowsc@cityoflakeforest.com](mailto:lepkowsc@cityoflakeforest.com).*



# X-Fire Bikelane Light

by Charles O’Roake, PCI #1201  
Federal Reserve Bank of Houston (TX) Police

**L**ike others of you, I first found out about the X-Fire lighting system from a fellow instructor who posted their informational video to the instructor Google Group. I thought that the product looked like a great idea and quickly volunteered to test it.

When the light arrived, I was immediately pleased to see that they had upgraded to a USB port rechargeable system as opposed to the AA battery system shown in the video. The light was charged when it arrived, which allowed me to see right out of the package that it appeared to work as promised. Two parallel lines projected onto the ground in addition to the traditional style five LED lights that function as a normal taillight does.

major concern when the LED is paired with the laser light lane markers.

That said, I do feel that the Trek 7 offers slightly better side visibility at the eye level of most drivers due to the height of the light and because it is not projected onto the ground as is the case with the X-Fire system. As noted above, the laser lights are bright although not bright enough for daytime visibility. There is no problem with visibility under street lights or of vehicle headlights.

The lighting unit is slightly larger and weighs slightly more than the Trek 7 but not overly so. It has a solid feel to it and good fit and finish as well. The unit has a simple, straightforward seat post mounting bracket with a single hand-turned screw to secure it. It is possible to tilt the angle of the light,

Once the X-Fire was firmly attached to my seat post, I set about seeing if I could dislodge the unit from bike. The bracket held firm through all challenges, curbs, stairs, potholes and even off-road trail riding. I am happy to report that, due to the interlocking notches on the mounting bracket, not even a minor adjustment was needed, even after giving it my best shot to dislodge the unit.

Overall this is a good product that performs as advertised. Where the product fails is in its suitability for public safety use. Almost all of us use some kind of rear rack and bag set up. Because this unit can only be mounted to the seat post, the rear tail light is useless because it is blocked by the rear bag. Additionally, the laser lights can be blocked by the larger bags such as those used by EMS.

Most of the issues concerning use by public safety cyclists could be resolved by adding a screw hole in the rear of the unit to allow for direct-to-rack mounting. A secondary recommendation would be to make the width of the laser lights adjustable. With the current set up, the width of the lane is determined by the distance from the ground, thus the smaller the frame, the smaller the lane.

Overall, I liked this product and would likely use it on my personal bike for road riding. However, in its current configuration, we have no plans to use it for our bike patrol unit.

X-Fire does not yet participate in the IPMBA Product Purchase Program. Please visit <http://thexfire.com> for more information.

*Charles has been in law enforcement since 1995. He worked as a reserve in Aurora, Colorado; a Town Marshal in Alma, Colorado; and an officer in LaSalle. He joined the FRB Police in 2001 and relocated to Texas in 2004. He attended the IPMBA Police Cyclist Course in June 2007 and was certified as an IPMBA Instructor in May 2010. His motto is, "Every ride should hold something new." Charles can be reached at [coroake@sbcglobal.net](mailto:coroake@sbcglobal.net).*



There are separate controls for the LEDs and the laser lights, allowing them to function independently of each other. The LEDs have three patterns to choose from: steady, blinking and random. The laser lines offer two choices: either steady on or blinking. Both lights are bright; the LEDs are not quite as bright (in my opinion) as the Trek 7 flare which our department currently uses. It also has no side visibility. This, however, is not a

although doing so causes the laser lights to form a funnel into the rear wheel of the bike. In addition to the seat post mount, there is a clip mount which I found to be totally ineffective as the slightest bump will cause the unit to shift and the laser lights then become askew to the bike. There also is no screw hole in the back of the unit to allow for direct mounting to a rear rack.

Screen grab from <http://thexfire.com>



# Guardian Angel: A Two-Sided Review

by Sean Regan, EMSCI #267  
Lynchburg (VA) Fire Department

**T**he Guardian Angel is a personal safety mini light bar that is intended to be worn on the uniform (epaulet) of a public safety official. The unit can be used by the official to increase their visibility while in traffic or as a safety beacon when backup is needed. The unit has three strobe modes, consisting of alternating lights, with the addition of upward white lights in the emergency mode, which provide 360 degrees of light. The LEDs are rated up to 900 lumens, which can easily be seen for a couple of miles. There is also a utility light that can be used to illuminate paperwork. The unit is waterproof and has a rubber seal plug that protects the charging port.

The unit that I tested was the blue and red light configuration with the bike mount adapter, which enables the device to be attached to either the handlebars or the seatpost. The unit comes with a USB charging cable, AC adapter, shirt clip adapter and a fill-in medical card that can be attached to the bottom of the device.

## Evaluation

The adapter plates are easily switched out by removing two Phillips head screws. The unit was fully charged, as indicated by a steady green light next to the charging port. I utilized the unit both as a rear light attached to the seatpost with the bike mount adapter and attached to the webbing on a rack bag with the shirt clip adapter. Both adapters held onto the unit securely during stair descents and on singletrack rides. I did not utilize the shirt clip on an epaulette, mainly because our uniforms do not have epaulettes, but at 5.2 ounces, it weighs no more than a radio mic.



Guardian Angel

Battery life is great; on full emergency mode the battery last more seven hours. The battery life is even longer in the other two light patterns. Charging the unit takes in excess of six hours. The unit is very rugged, having sustained a fall of about six feet and a subsequent tumble of 25 feet down a hillside due to my frozen fingers.

The buttons are large and easily pushed to turn the unit on and off. The easy activation of the buttons is the one downside I noticed with the unit. A quick push of the emergency mode button turns the unit off. This could easily be resolved by requiring the user to push and hold

the button for a few seconds to turn the unit off. *[Manufacturer's note: since this unit was provided for testing, this issue has been resolved. As Sean suggested, a slight delay has been added to prevent inadvertent activation of the Guardian Angel.]*

## Conclusion

The Guardian Angel is a very bright, personal safety light that can easily be seen by motorists and co-workers/back-up. The light pattern, especially the emergency mode, is unlike any other strobe pattern that I have seen. The rugged design and battery life make the unit a great companion for the Police, Security or EMS cyclist.

*Sean is a Captain with the City of Lynchburg Fire Department and has been a member of the EMS Bike Team for 15 years. The team provides standby services for 35-40 events annually. He attended the IPMBA EMS Cyclist Course at the 2011 IPMBA Conference in Richmond and was certified as an IPMBA Instructor at the 2012 IPMBA Conference in Saint Paul. He can be reached at sean.regan@lynchburgva.gov.*

by Jeff Britton, PCI #1205  
Central Point (OR) Police Department

**T**he Guardian Angel personal safety lighting system is manufactured by 425 Inc., a personal safety device company founded in 2010 and headquartered in Mount Pleasant, Wisconsin. According to a press release, the Guardian Angel product line represents the industry's first small, wearable lighted device designed to improve personal safety – both in the workplace and out.

The Guardian Angel, which can be mounted in a variety of ways, uses a rechargeable battery that has about 90 hours of continuous use. The system is equipped with a LED battery life indicator that shows green when the light has good power, orange when about three hours remain, and red when there is about 45 minutes of run time remaining.



Guardian Angel bike mount

The Guardian Angel is completely customizable to fit whatever lighting color is needed to comply with your department policy, using combinations of red, blue, white, yellow, green, and/or orange LED lights. The light has a front single white utility light that would be used for traffic visibility but is not intended for night illumination. The top of the system has several lighting options, including 360 degrees of flashing lights, rear only, front only, pattern changes and a power save mode that dims the lights and reduces battery power. The lights are 900 lumens on high power, which is amazing for such a small system. The light comes with an epaulette clip that is easily removed with two screws. This clip allows you to run the Guardian Angel on your uniform for great visibility when you are off the bike for extra safety in low light situations. With a weight of 5.2 oz., it is hardly noticeable when worn on your uniform. Other, optional mounting systems include a magnet mount, a belt clip, and a handlebar clip.

When you unpack the Guardian Angel, you will notice that this is not your normal emergency light. Law enforcement bicycle safety lighting are usually characterized by heavy water bottle battery packs, cords, plugs, zip ties, and limited run times. The LED lights I use are bright and work well, but they are bulky and stick out off the handlebars, which usually results in a bracket replacement several times a year.

*(Continued on page 10)*



# Shimano Click 'R Pedal and Shoes

by Troy Gielish, PCI #1136/EMSCI #269  
Irvine (CA) Police Department

**F**ellow public safety cyclists, I had to take a minute to share my experience with the new Click'R shoe and pedal systems by Shimano. I have been a long-time user of the Shimano MT33 shoes and the M424 pedals with SPD compatibility. The shoe was fairly comfortable, it had reflective materials and, most importantly, it came in black!



A few months ago, I was at the Interbike trade show, where I visited the Shimano booth, drooling over all their new components and accessories. I came across their new "Click'R" shoe and pedal line which features a revised SPD clipless technology with a lighter spring, an elevated catch to engage the cleat more easily, and most notably, a reduced clip-out angle.

There were a couple of different models of shoes and pedals, but I selected the PD T400 pedals, which have two-sided SPD clip-ins. I

also got a pair of the new CT40 Click'R shoes, which have a comfortable walking sole yet are still stiff enough for duty riding. The shoes also have an improved shock-absorbing midsole and, most importantly again, they come in black!

No exaggeration, I was blown away by the comfort and performance of the shoe and the ease which it worked with the Click'R pedal. The shoe felt like a well broken-in pair of athletic shoes and I never once heard the SPD cleat hitting or scraping the ground when I walked, because the new shoe has the cleat recessed better than the old shoe.

I have taught several bike classes and have done some fairly steep climbing and sprints using the Click'R system and have not had any issues. The shoe is very well-ventilated which works in Southern California's climate but may cause some concerns if you often ride in the rain.

We have all witnessed our students and brother and sister officers who clip or strap into a pedal for the first time and suffer their inevitable their

first tip-over when they can't release their foot. This shoe-and-pedal combo is going to revolutionize pedal retention and the even the most challenged riders – those who vow they will never clip-in – will be amazed at the ease of use of this system.

Lastly, another less expensive option for the pedal is the Click'R PD-T420, which has one side of the pedal without the Click'R binding. This is an option in case you happen to be wearing a non-cleated shoe.

Shimano does not yet participate in the IPMBA Product Purchase Program. Visit <http://bike.shimano.com/> for more information. The Click'R CT 40 is also sold by Safariland. Visit [www.safariland.com](http://www.safariland.com).

*Sergeant Troy Gielish is an IPMBA Instructor with 21 years of public safety cycling. He is a former member of the U.S. Cycling Team and actively teaches throughout the country as well as in Asia. He can be reached at [gielish@yahoo.com](mailto:gielish@yahoo.com).*

## (Guardian Angel, continued from page 9)

The Guardian Angel is about the size of a deck of cards. The light itself has a self-contained battery that uses a plug-in wall socket or USB port charger so a large water bottle battery is not needed. The Guardian Angel is encased in a water-resistant rubber housing that looks rugged. We bike officers are tough on our equipment, so this is a great feature.

I attached the Guardian Angel to my handlebars with the supplied handlebar mount. The mount is a rubberized mount that fit easily on my 31.8 handlebars. Once it was attached, I ran the bike down stairs, up curbs, and anywhere else that might have jarred the light loose. I even did some bike dismounts with the bike landing hard, without any damage to or issues with the light. At the end of my shift, however, while taking the light off my handlebars, the rubber strap broke. I would like to see the strap be a little thicker or better made to avoid this issue. *[Manufacturer's note: since this unit was provided to Jeff Britton for testing, the strap has been replaced with one constructed of heavier-duty rubber that has proven more durable.]*

I first went out on night patrol and was able to easily make traffic stops and get the violators' attention with the lights. The 900 lumen lights and flash patterns worked well. I liked using the 360-degree set up so that I could be seen from all directions while off the bike. The lights were red, blue, and white. The white flashed up and to the sides with a bright piercing flash. I tried the lights in the daytime and still was able to see the lights well, but I think it would take a little more work and a whistle to get the attention a traffic violator; but this would be the case with most bike patrol lighting systems. Heck, some violators don't even notice my patrol car lights!

The light is a single set up, meaning you still have to run a separate red flashing light on the rear of your patrol bike to be legal. Although, if you were to purchase two Guardian lights, you could use the second light on rear flash only with red lights and turn on the 360-degree pattern when needed.

I also tried the supplied epaulette clip attached to my right shoulder. I liked the light while off the bike and contacting a violator in traffic because it added just that little extra visibility needed when in traffic. I found it a bit distracting on the bright mode so I had to hit the power save mode to tone the lumens down. While riding the bike, however, I could feel the light bounce around on my epaulette and I couldn't get used to it. I think the epaulette light would be better for a foot patrol use or directing traffic.

I contacted Chad Stillman of 425 Inc., (Chad is also a police officer in Racine, Wisconsin), who told me that the Guardian Angel sells for \$149.99 for IPMBA members. With most lighting systems going for \$300 and sometimes more, I think this is the light with which I will be outfitting the rest of our patrol bikes.

425 Inc. participates in the IPMBA Product Purchase Program, offering 25% off MSRP. Visit <http://www.425inc.us>, email [chad.stillman@425inc.us](mailto:chad.stillman@425inc.us), or call 262-989-5858.

*Jeff is a 24 year veteran with the Central Point Police Department (OR). He has been a member of the bike patrol team since 2004. He was certified as an IPMBA Instructor in 2010. Jeff loves downhill and cross-country riding in Southern Oregon, Lake Tahoe and Whistler, BC. He can be reached at [jeff.britton@centralpointoregon.gov](mailto:jeff.britton@centralpointoregon.gov).*

# Product Purchase Program



**W**elcome to the IPMBA Product Purchase Program! In an effort to make your shopping experience more focused and productive, participating companies are listed by category. Each company appears in the category that best represents the nature of their product line. There may be some overlap, so be sure to check out all the categories and listings. Expanded listings of the Product Purchase Program are maintained at [www.ipmba.org/ppp.htm](http://www.ipmba.org/ppp.htm). Visit often for new listings and updates. Listings link directly to company websites, so browse around and start saving!

## Bicycles



### **iFORCE PATROL BICYCLES**

**Product:** iFORCE Patrol Bicycles and Accessories  
**Cost to Members:** Contact for Special Pricing.  
**Contact Name:** Skip Jones  
**Contact Info:** 724-431-2335/info@iforcebikes.com  
**Website:** [www.iforcebikes.com](http://www.iforcebikes.com)



### **VOLCANIC BICYCLES**

**Product:** Bicycles and Accessories  
**Cost to Members:** Special Pricing on Selected Model  
**Contact Name:** Eric Kackley  
**Contact Info:** 509-427-8623/  
[eric@volcanicbikes.com](mailto:eric@volcanicbikes.com)  
**Website:** [www.volcanicbikes.com](http://www.volcanicbikes.com)  
**Notes:** 20% off MSRP on accessories and Volcanic clothing.

## Bicycle Accessories & Components



### **R & B FABRICATIONS**

**Product:** Panniers & Safety Vests  
**Cost to Members:** 15% off Retail  
**Contact Name:** Liz Meeker  
**Contact Info:** 800-553-1911/info@rbfab.com  
**Website:** [www.rbfab.com](http://www.rbfab.com)



### **TRAIL RAIL**

**Product:** Accessory (GPS, Camera, Lights, Phone) Mounting Devices for Bikes/Boats/ATVs/Etc.  
**Cost to Members:** 10% off MSRP  
**Contact Name:** Jennifer Basile  
**Contact Info:** 413-529-2530 x 108/info@trail-rail.com  
**Website:** [www.trail-rail.com](http://www.trail-rail.com)  
**Notes:** Enter IPMBATR at checkout.

### **BAR MITTS, INC.**

**Product:** Bar-Mounted Bicycle Mitts  
**Cost to Members:** 20% off MSRP + Free US Shipping  
**Contact Name:** Ward or Patti Graham  
**Contact Info:** 775-622-8048/barmitts@charter.net  
**Website:** [www.barmitts.com](http://www.barmitts.com)  
**Notes:** Send email with name, member number, item, and quantity. An invoice will be sent for payment via credit card or PayPal.

### **BRAKE DIRECTOR**

**Product:** Brake Director: One-Hand Power Braking System for Bicycles  
**Cost to Members:** \$110  
**Contact Name:** David Krafchick  
**Contact Info:** 206-285-6518/  
[davidk@brakedirector.com](mailto:davidk@brakedirector.com)  
**Website:** [www.brakedirector.com/police.htm](http://www.brakedirector.com/police.htm)  
**Notes:** Contact with member number for directions to a special purchase page. Special Police Bicycle Setup Available. Call for details.

### **CANE CREEK CYCLING COMPONENTS**

**Product:** Thudbuster Suspension Seatpost  
**Cost to Members:** \$99  
**Contact Name:** Brian Williams  
**Contact Info:** 800-234-2725/brianw@canecreek.com  
**Website:** [www.canecreek.com](http://www.canecreek.com)

### **CANTITOE ROAD**

**Product:** Wipperman Chains, Trelock Frame Lock  
**Cost to Members:** Wholesale Pricing  
**Contact Name:** Shane Rohleder  
**Contact Info:** 800-422-2104/970-472-0125/  
[shane.rohleder@cantitoeroad.com](mailto:shane.rohleder@cantitoeroad.com)  
**Website:** [www.cantitoeroad.com](http://www.cantitoeroad.com)  
**Notes:** Contact for order form. Provide name and membership number when ordering.

### **CLEAN BOTTLE**

**Product:** Clean Bottle Water Bottle  
**Cost to Members:** 25% off all products  
**Contact Name:** Scott Cole  
**Contact Info:** 650-427-0628/info@cleanbottle.com  
**Website:** [www.cleanbottle.com](http://www.cleanbottle.com)  
**Notes:** Email Scott@cleanbottle.com for discount code.

### **DETOURS**

**Product:** Bike Bags  
**Cost to Members:** 25% off all non-sale merchandise  
**Contact Name:** Laura Hawkins  
**Contact Info:** 877-489-5208/orders@detours.us  
**Website:** [www.detours.us](http://www.detours.us)  
**Notes:** Online: Enter promo discount code GO IPMBA!

### **EPIC CYCLE & FITNESS**

**Product:** All Bicycle Products  
**Cost to Members:** 20% off MSRP (some exceptions apply)  
**Contact Name:** Mike Mrachek  
**Contact Info:** 815-679-6334/  
[info@epiccycleanfitness.com](mailto:info@epiccycleanfitness.com)  
**Website:** [www.epiccycleanfitness.com](http://www.epiccycleanfitness.com)  
**Notes:** Contact Mike Mrachek for details and to order.

### **ERGON USA**

**Product:** Ergonomic Grips, Backpacks, Tools, Pedals, Phorm Saddles & Grips  
**Cost to Members:** 35% off Retail; 15% off PC2 Pedals  
**Contact Name:** Sonya Looney  
**Contact Info:** 505-328-5101/sonya.looney@ergon-bike.com  
**Website:** [www.ergon-bike.com](http://www.ergon-bike.com)

### **FOX RACING SHOX**

**Product:** Fox Racing Shox MTB Suspension  
**Cost to Members:** 45% off Retail  
**Contact Name:** Travis Torres  
**Contact Info:** 800-369-7469 x 4820/  
[prodeals@foxracingshox.com](mailto:prodeals@foxracingshox.com) or  
[ttorres@foxracingshox.com](mailto:ttorres@foxracingshox.com)  
**Website:** [www.foxracingshox.com](http://www.foxracingshox.com)  
**Notes:** Contact for order form; fill out completely and return by fax or email. Allow 1-3 weeks for processing.

### **HEROKIT**

**Product:** Portable Bike Repair Kits  
**Cost to Members:** 25% off Retail  
**Contact Name:** Jason Berv  
**Contact Info:** 970-497-2308/jason@herokit.com  
**Website:** [www.herokit.com](http://www.herokit.com)  
**Notes:** Use coupon code IPMBA at [www.herokit.com](http://www.herokit.com) or contact HeroKit to use PO.

### **KENDA USA**

**Product:** Premium Bicycle Tires & Tubes  
**Cost to Members:** 50% off MSRP  
**Contact Name:** Ben Anderson  
**Contact Info:** 866-536-3287 x 7863/  
[banderson@kendausa.com](mailto:banderson@kendausa.com)  
**Website:** [www.kendatire.com](http://www.kendatire.com)  
**Notes:** Visit <http://www.kendatire.com/en/home/bicycle/ridersponsorship.aspx> to complete and submit an application. Enter IPMBA number as license number. Rules for IPMBA members are less restrictive than described in the application. Orders must be placed through a participating bike shop.



### MOUNTAIN RACING PRODUCTS

**Product:** Power Grip Straps - Regular or Fixie  
**Cost to Members:** 20% off MSRP  
**Contact Name:** Billie Uriguen  
**Contact Info:** 970-241-3518/info@mrpbike.com  
**Website:** www.mountainracingproducts.com  
**Notes:** Contact Billie for order form.

### SWAGMAN

**Product:** Bicycle Carriers (Roof/Hitch/Trunk)  
**Cost to Members:** 15% off Retail  
**Contact Name:** Darryl Musgrave  
**Contact Info:** 800-469-7924/darryl@swagman.net  
**Website:** www.swagman.net  
**Notes:** All shipments made from Iowa.

### TALLAC DESIGN

**Product:** Cage Holding Systems, Frame Bags, Mounting Devices  
**Cost to Members:** 30% off MSRP  
**Contact Name:** Allen Young  
**Contact Info:** 831-331-9828/tallacdesign@gmail.com  
**Website:** www.tallacdesign.com  
**Notes:** Send email with item and quantity. We will either send you a PayPal request or, if you submit a PO, invoice you.

### UNITED BICYCLE SUPPLY

**Product:** Bicycle Tools and Parts  
**Cost to Members:** Wholesale Pricing to Departments  
**Contact Name:** Matt Prell or Mark Super  
**Contact Info:** 541-482-1750/ubs@bisp.net  
**Website:** www.unitedbicyclesupply.com  
**Notes:** Call to establish an account for your department to be eligible for wholesale pricing on all products.

### WTB

**Product:** Tires, Saddles, Grips, Rims, Wheels, Wheel Parts  
**Cost to Members:** 15% off Wholesale Prices  
**Contact Name:** Jaclyn Casale  
**Contact Info:** 415-389-5040 x 10/info@wtb.com  
**Website:** www.wtb.com

## Bike Patrol Supply Companies

### BICYCLE PATROL OUTFITTERS

**Product:** One-Stop Bicycle Patrol Products Store  
**Cost to Members:** 5-10% off web prices  
**Contact Name:** Mike Flynn  
**Contact Info:** 951-318-7341/bpopatrol@yahoo.com  
**Website:** www.police-bikes.com  
**Notes:** Use the discount code IPMBA14 to obtain the discounted price.



### POLICE BIKE STORE

**Product:** Fuji and FORCE bikes, Patrol Lights, Sirens, Bags, Accessories, Uniforms, Code 3 Sports, and More  
**Cost to Members:** Additional 5-10% off Web Prices  
**Contact Name:** Michael Espejo  
**Contact Info:** 973-366-5868/info@policebikestore.com  
**Website:** www.policebikestore.com

### BIKE-POLICE.COM

**Product:** Police Bikes and First Responder Bicycle Duty Accessories; Complete "Head-to-Toe" Outfitting  
**Cost to Members:** 10% or more off MSRP  
**Contact Name:** Mark "The Masked Merchant" Leonard  
**Contact Info:** 501-517-5338/LCGInc@sbcglobal.net  
**Website:** www.4bike-police.com  
**Notes:** When ordering online, use coupon code IPMBA 10 for 10% discount.

### MADISON BICYCLE SHOP

**Product:** Bikes and Accessories  
**Cost to Members:** Up to 10% off; up to 12 months financing same as cash  
**Contact Name:** Sal Piccolo  
**Contact Info:** 973-377-6616/contact@madisonbicycleshop.com  
**Website:** www.madisonbicycleshop.com  
**Notes:** Complete police application. Call to demo a complete police mountain bike.

### PATROL BIKE SYSTEMS

**Product:** Bikes, Uniforms, Equipment, Park Tools  
**Cost to Members:** Contact for Pricing  
**Contact Name:** Mark Eumurian  
**Contact Info:** 800-208-2032/651-773-8763/mark@patrolbike.com  
**Website:** www.patrolbike.com

### TACTICAL WEAR ONLINE

**Product:** Under Armour Tactical, Propper, Camelbak, Benchmade, MOCEAN, Flashlights, and More  
**Cost to Members:** Discounted rate for registered users  
**Contact Name:** Donald Erb, PCI #205/EMSCI #018  
**Contact Info:** 717-666-2348/sales@tacticalwearonline.com  
**Website:** www.tacticalwearonline.com  
**Notes:** On homepage, click on preferred customer login (middle of the home page). Enter IPMBA1 in the password box.

### TEAM CYCLING AND FITNESS

**Product:** Accessories, Components, Tools (Trek, Shimano, Bontrager, Pearl Izumi, etc.)  
**Cost to Members:** 15% off MSRP  
**Contact Name:** Geoff or Greg Thielmeyer  
**Contact Info:** 513-522-1551/info@teammcyclingandfitness.com  
**Website:** www.teammcyclingandfitness.com  
**Notes:** Online: Use discount code IPMBA in promo box at checkout. Discount does not apply to bicycles.

## Clothing & Accessories

### MAXIT DESIGNS

**Product:** Under Helmet Thermal Accessories, Sock Liners, Wicking Headbands  
**Cost to Members:** 35% off Retail  
**Contact Name:** Liz Fuoco  
**Contact Info:** 800-556-2948/info@maxit-inc.com  
**Website:** www.maxit-inc.com, www.headgator.com  
**Notes:** Please provide IPMBA membership number and expire date.

### SOCKGUY

**Product:** High Performance Cycling/Running Socks  
**Cost to Members:** 30% off on Police/Sheriff socks  
**Contact Name:** Michael Foley  
**Contact Info:** 760-804-1344/michael@sockguy.com  
**Website:** www.sockguy.com  
**Notes:** Online: Enter promo code JOHNNYLAW55 at checkout and click recalculate.

### ZENSAH

**Product:** Compression Apparel  
**Cost to Members:** 30% off Regular Cost  
**Contact Name:** Ryan Oliver  
**Contact Info:** 305-935-4619/customer@zensah.com  
**Website:** www.zensah.com  
**Notes:** When ordering online, type "IPMBA30".

### ZOIC CLOTHING

**Product:** Cycling Apparel  
**Cost to Members:** 40% off Retail  
**Contact Name:** Customer Service  
**Contact Info:** 877-484-9642/sales@zoic.com  
**Website:** www.zoic.com  
**Notes:** Use code IPMBA40 at online checkout. Bulk (department) orders are eligible for wholesale pricing. Email for more information.

## Duty Gear

### DUTYSMITH

**Product:** Speed Set Duty Gear  
**Cost to Members:** 30% off  
**Contact Name:** Julie Banz or Adrienne Moore  
**Contact Info:** 888-557-4543/info@dutysmith.com  
**Website:** www.dutysmith.com  
**Notes:** Use discount code IPMBA2014 while placing order.

## Electronics & Lighting



### CY GOLITE

**Product:** Advanced Bicycle Lighting Systems  
**Cost to Members:** 35% off Retail  
**Contact Name:** Andrew Ibanez  
**Contact Info:** 714-437-7752/bikes@cygolite.com  
**Website:** www.cygolite.com

### 425 INC.

**Product:** Guardian Angel Personal/Bike Mounted Safety Light  
**Cost to Members:** 25% off MSRP  
**Contact Name:** Chad Stillman  
**Contact Info:** 262-989-5858/chad.stillman@425inc.us  
**Website:** www.425inc.us  
**Notes:** Email chad.stillman@425inc.us to order.

### ALERTE SYSTEMS INC.

**Product:** "Trail-Blazer" Bike Light Kit  
**Cost to Members:** 10% off MSRP  
**Contact Name:** Janice or Amanda  
**Contact Info:** 800-728-1536/sales@alertesystems.com  
**Website:** www.alertesystems.com

### CATEYE BICYCLE ELECTRONICS

**Product:** Cycling Computers and Lights  
**Cost to Members:** Wholesale  
**Contact Name:** Liz Weiss  
**Contact Info:** 800-522-8393/service@cateye.com  
**Website:** www.cateye.com  
**Notes:** Order via www.shopcateye.com. 1. Create an account at this website. 2. Enter IPMBA in Organization\* line. 3. Account will be confirmed via email within 24 hours. \*If you leave the Organization line blank, your access will be limited to small parts only.



## CYCLE SIREN

**Product:** Cyclesiren Police & EMS Mini-Sirens for Bike Patrol

**Cost to Members:** 12% off Retail

**Contact Name:** Greg Bohning

**Contact Info:** 877-477-4736/sales@cyclesiren.com

**Website:** www.cyclesiren.com

**Notes:** E-mail or call with your name and IPMBA membership number.

## GLOWORM BIKE LIGHTS US

**Product:** High Performance LED Lighting System for Bicycles and Adventure Outings

**Cost to Members:** 30% off retail prices

**Contact Name:** Joey C. Brown

**Contact Info:** 706-768-0261/

glowormbikelite@gmail.com

**Website:** www.glowormbikelite.com

**Notes:** Call or email with your membership number. Number required at the time of purchase.

## MOBILE EDGE

**Product:** Smartphone Battery Chargers, Laptop Bags and Accessories

**Cost to Members:** 15% off retail prices

**Contact Name:** Matthew Olivolo

**Phone:** 714-399-1410

**Email:** social@mobileedge.com

**Website:** www.mobileedge.com

**Notes:** To order online, contact Matthew for the coupon code.

## EMS

### STAT PACKS

**Product:** Trauma Bags & Accessories

**Cost to Members:** 35% off MSRP

**Contact Name:** Andrew Tepper

**Contact Info:** 435-627-2265/atepper@statpacks.com

**Website:** www.statpacksstore.com

**Notes:** Enter coupon code IPMBA35 online during checkout or reference when placing phone orders.

## Eyewear

### ALUMINUM EYEWEAR

**Product:** Aluminum eyewear from Gatorz, Liquid, and more

**Cost to Members:** 25% off MSRP

**Contact Name:** Shane McKenzie

**Contact Info:** 877-448-8466/

info@aluminumeyewear.com

**Website:** www.aluminumeyewear.com

**Notes:** Call or email for online coupon code.

### RUDY PROJECT EYEWEAR

**Product:** Sunglasses, Sport Eyewear, Helmets,

Goggles, Prescription Eyewear

**Cost to Members:** 40% off Retail + additional 10% off closeouts and promotional items

**Contact Name:** Chris Lupo

**Contact Info:** 949-272-2457/

chris@rudyprojectusa.com

**Website:** www.e-rudy.com

**Notes:** Online: Go to <https://www.e-rudy.com/en/secureauth/login>. Login with VIP code IPMBA.

## Footwear

### FIVE TEN

**Product:** Cycling Shoes

**Cost to Members:** 40% off MSRP

**Contact Name:** Jason Jackman

**Contact Info:** 909-798-4222/prodeal@fiveten.com

**Website:** www.fiveten.com

**Notes:** Please apply at <http://fiveten.com/dealers/pro-purchase-program>. When filling out the form, reference IPMBA in the Supervisor field.

### PATROL CYCLE LLC

**Product:** Patrol Cycle Shoe

**Cost to Members:** \$79.95

**Contact Name:** Mark Eumurian

**Contact Info:** 800-208-2032/651-773-8763/

mark@patrolbike.com; bgorton@patrocycle.com

**Website:** www.patrocycle.com, www.patrobike.com

## Maintenance & Tools

### UNITED BICYCLE SUPPLY

**Product:** Bicycle Tools and Parts

**Cost to Members:** Wholesale Pricing to Departments

**Contact Name:** Matt Prell or Mark Super

**Contact Info:** 541-482-1750/ubs@bisp.net

**Website:** www.unitedbicyclesupply.com

**Notes:** Call to establish an account for your department to be eligible for wholesale pricing on all products.

## Specialty Items

### ARMORPUR

**Product:** Odor Neutralizing Products for Body Armor

**Cost to Members:** 10% off Retail

**Contact Name:** Lorenza Vidris

**Contact Info:** 973-244-1862/Contact@armorpur.com

**Website:** www.armorpur.com

**Notes:** Enter coupon code "IPMBA" on check out page; 10% will be automatically deducted.

### CYCLEAWARE

**Product:** Cycling Mirrors and Day-to-Night Visibility Products and Accessories

**Cost to Members:** 15% off Retail

**Contact Name:** Elizabeth Gilbert

**Contact Info:** 831-333-9135/info@cycleaware.com

**Website:** www.cycleaware.com

**Notes:** Online: enter discount code IPMBA; phone: mention IPMBA when placing order.

### ELHN BADGE & EMBLEM DESIGN

**Product:** Custom Police Badges, Emblems, Pins, Coins

**Cost to Members:** 25% off

**Contact Name:** ELHN Rep

**Contact Info:** 800-316-3001/

elhnbadgedesign@aol.com

**Website:** www.elhnbadge.com

**Notes:** Call or email design/quantity for price quote.

### GSM OUTDOORS

**Product:** Epic Cameras

**Cost to Members:** 5% off Master Dealer Prices

**Contact Name:** Jeffrey Peterson

**Contact Info:** 469-586-0423/jpeterson@gsmorg.com

**Website:** www.epicstealthcam.com

**Notes:** Email jpeterson@gsmorg.com for order form.

## LIFT & STORAGE SYSTEMS, INC.

**Product:** Automatic Bike Lift Storage Systems

**Cost to Members:** \$1785 (6 bikes); \$4805 (30 bikes); \$7150 (60 bikes)

**Contact Name:** Shawn Jones

**Contact Info:** 800-825-4777/sjones@liftstore.com

**Website:** www.liftstore.com

## NUGO NUTRITION

**Product:** Nutrition/Energy Bars

**Cost to Members:** \$1.02/bar; \$15.25/box

**Contact Name:** Alyssa Nard

**Contact Info:** 888-421-2032/

anard@nugonutrition.com

**Website:** www.nugonutrition.com

**Notes:** Call 888-421-2032 to order, and have your IPMBA membership number & expiration date handy.

## Training

### STREET CRIMES SEMINARS

**Product:** Street Crimes Seminar

**Cost to Members:** \$199

**Contact Name:** Gail McCarthy, Dan Sampila,

Crystal McCarthy

**Contact Info:** 800-275-4915/

streetcrimespro@aol.com

**Website:** www.streetcrimes.com

**Notes:** Call and mention IPMBA and the \$100 discount when registering.

## Uniforms



**Product:** Bike Uniforms

**Cost to Members:** 10% off Standard Price List

**Contact Name:** Sally

**Contact Info:** 253-517-4000/sally@bratwear.com

**Website:** www.bratwear.com



**Product:** Bike Patrol Uniforms

**Cost to Members:** 25% off Retail

**Contact Name:** Bill Levitt

**Contact Info:** 877-662-3680/moceanbl@aol.com

**Website:** www.mocean.net

**Notes:** Discount available only on orders placed directly with Mocean.

### OLYMPIC UNIFORMS/J. MARCEL

**Product:** Bike Patrol Uniforms

**Cost to Members:** 10% off Retail Prices

**Contact Name:** Julie Cruise

**Contact Info:** 888-722-9222/rep@olyuniforms.com

**Website:** www.olyuniforms.com



# Welcome Back!

Corporate Members **Bratwear, EMS World, MOCEAN, Police Bike Store, R&B Fabrications and Volcanic Bicycles** have renewed their commitments to IPMBA for another year. **Cygolite Bicycle Lighting Systems** has recently joined this elite group; a company profile will appear in the next issue of *IPMBA News*. We appreciate the support of these fine companies, not only as Corporate Members, but also as conference exhibitors, sponsors, advertisers, and participants in the IPMBA Product Purchase Program. We look forward to seeing them and their fellow Corporate Members at the 2014 IPMBA Conference in Tampa, Florida. **Support our Corporate Members!**



**Bicycle Patrol Outfitters**  
Product: Bike Patrol Products  
Phone: 951-318-7341  
Website: [www.police-bikes.com](http://www.police-bikes.com)



**Polar Bottle**  
Product: Polar Bottle Insulated Water Bottles  
Phone: 303-440-0358  
Website: [www.polarbottle.com](http://www.polarbottle.com)



**Bratwear**  
Product: High-performance uniforms for cops, paramedics, and security officers  
Phone: 253-517-4000  
Website: [www.bratwear.com](http://www.bratwear.com)



**Police Bike Store**  
Product: Complete line of police bikes & accessories  
Phone: 973-366-5868  
Website: [www.policebikestore.com](http://www.policebikestore.com)



**Cygolite Bicycle Lighting Systems**  
Product: High-brightness lighting systems, designed and built in the USA  
Phone: 714-437-7752  
Website: [www.cygolite.com](http://www.cygolite.com)



**RAND Brands**  
Product: MOMENTUM Bike Lube, CLP Gun Lube  
Phone: 203-226-8727  
Website: [www.randinnovations.com](http://www.randinnovations.com)



**EMS World**  
Product: Leading EMS Magazine, Website, and Expo  
Phone: 800-547-7377  
Website: [www.emsworld.com](http://www.emsworld.com)



**R & B Fabrications**  
Product: Panniers & Safety Vests  
Phone: 800-553-1911  
Website: [www.rbfab.com](http://www.rbfab.com)



**iFORCE Patrol Bicycles**  
Product: iForce Patrol Bicycles and Accessories  
Phone: 412-215-2983  
Website: [www.iforcebikes.com](http://www.iforcebikes.com)



**The Safariland Group**  
Product: Patrol Bikes and Accessories, Body Armor, Duty Gear, Firearms Accessories  
Phone: 909-923-7300  
Website: [www.safariland.com](http://www.safariland.com)



**Jones & Bartlett Learning**  
Product: Educational Materials, Complete Guide to Public Safety Cycling  
Phone: 800-832-0034  
Website: [www.jblearning.com](http://www.jblearning.com)



TRAILRAIL

**Trail Rail**  
Product: Accessory Mounting Systems for Bikes/ATVs/Boats  
Phone: 413-529-2530  
Website: [www.trail-rail.com](http://www.trail-rail.com)



**Mocean**  
Product: Technical Bike Patrol Uniforms  
Phone: 949-646-1701/877-662-3680  
Website: [www.mocean.net](http://www.mocean.net)



**Volcanic Bicycles**  
Product: Patrol Bicycles, Hand-Built in the USA  
Phone: 509-427-8623  
Website: [www.volcanicbikes.com](http://www.volcanicbikes.com)

The deck is stacked in your favor with...

...IPMBA's **Fundamental Skills for Public Safety Cycling DVD** in your training toolkit\*...

...It's a deal at \$25\*! Check out a clip at [www.youtube.com/ipmbavid](http://www.youtube.com/ipmbavid) and order your copy now.

\*It replaces the Effective Cycling video.

\*Plus shipping and handling: \$40 for non-members.

Made possible through the support of Mocean, manufacturers of technical law enforcement and bike patrol uniforms.

The Complete Guide to **Public Safety Cycling** SECOND EDITION

**For your copy call**

**Toll free:**  
(800) 832-0034

**Switchboard:**  
(978) 443-5000

**Customer service:**  
ext. 8197

**Online:**  
[www.jblearning.com](http://www.jblearning.com)

**\$37.95 • Paperback • 264 Pages • © 2008**



# Thanks


The **Supplier Listing** is a listing of companies which have shown their dedication to public safety cyclists over the past year through their active participation with and support of IPMBA, as conference vendors, PPP participants, advertisers, and sponsors.

## Bicycles

-  **iFORCE Patrol Bicycles**  
Website: [www.iforcebikes.com](http://www.iforcebikes.com)
-  **The Safariland Group**  
Website: [www.safariland.com](http://www.safariland.com)
-  **Volcanic Bicycles**  
Website: [www.volcanicbikes.com](http://www.volcanicbikes.com)

**Montague Bikes Corporation**  
Website: [www.montaguebikes.com](http://www.montaguebikes.com)

## Bicycle Accessories and Components

-  **Polar Bottle**  
Website: [www.polarbottle.com](http://www.polarbottle.com)
-  **R & B Fabrications**  
Website: [www.rbfab.com](http://www.rbfab.com)
-  **Trail Rail**  
Website: [www.trail-rail.com](http://www.trail-rail.com)

**Brake Director**  
Website: [www.brakedirector.com/police.htm](http://www.brakedirector.com/police.htm)

**Bicycle, Inc.**  
Website: [www.bicycleinc.com](http://www.bicycleinc.com)

**Cane Creek Cycling Components**  
Website: [www.canecreek.com](http://www.canecreek.com)

**Cantitoe Road**  
Website: [www.cantitoeroad.com](http://www.cantitoeroad.com)

**Clean Bottle**  
Website: [www.cleanbottle.com](http://www.cleanbottle.com)

**Detours**  
Website: [www.detours.us](http://www.detours.us)

**Ergo the Seat**  
Website: [www.thecomfortseat.com](http://www.thecomfortseat.com)

**Ergon USA**  
Website: [www.ergon-bike.com](http://www.ergon-bike.com)

**Fox Racing Shox**  
Website: [www.foxracingshox.com](http://www.foxracingshox.com)

**ISM Saddles**  
Website: [www.ismseat.com](http://www.ismseat.com)

**Kenda USA**  
Website: [www.kendatire.com](http://www.kendatire.com)

**Kryptonite**  
Website: [www.kryptonitelock.com](http://www.kryptonitelock.com)

**Mountain Racing Products**  
Website: [www.mountainracingproducts.com](http://www.mountainracingproducts.com)

**Prestacycle**  
Website: [www.prestacycle.com](http://www.prestacycle.com)

**Swagman**  
Website: [www.swagman.net](http://www.swagman.net)

**Tallac Design**  
Website: [www.tallacdesign.com](http://www.tallacdesign.com)

**WTB**  
Website: [www.wtb.com](http://www.wtb.com)

## Bike Patrol Supply Companies

 **Bicycle Patrol Outfitters**  
Website: [www.police-bikes.com](http://www.police-bikes.com)

 **Police Bike Store**  
Website: [www.policebikestore.com](http://www.policebikestore.com)

**4Bike-Police.com**  
Website: [www.4bike-police.com](http://www.4bike-police.com)

**Madison Bicycle Shop**  
Website: [www.madisonbicycleshop.com](http://www.madisonbicycleshop.com)

**Patrol Bike Systems**  
Website: [www.patrolbike.com](http://www.patrolbike.com)

**Tactical Wear Online**  
Website: [www.tacticalwearonline.com](http://www.tacticalwearonline.com)

**Team Cycling and Fitness**  
Website: [www.teamcyclingandfitness.com](http://www.teamcyclingandfitness.com)

## Clothing & Accessories

**Bern Unlimited**  
Website: [www.bernunlimited.com](http://www.bernunlimited.com)

**G-Form, LLC**  
Website: [www.g-form.com](http://www.g-form.com)

**Maxit Designs**  
Website: [www.maxit-inc.com](http://www.maxit-inc.com),  
[www.headgator.com](http://www.headgator.com)

**Point 6**  
Website: [www.point6.com](http://www.point6.com)

**SockGuy**  
Website: [www.sockguy.com](http://www.sockguy.com)

**Terry Precision Cycling**  
Website: [www.terrybicycles.com](http://www.terrybicycles.com)

**Zensah**  
Website: [www.zensah.com](http://www.zensah.com)


**Zoic Clothing**  
Website: [www.zoic.com](http://www.zoic.com)

## Duty Gear

**DutySmith**  
Website: [www.dutysmith.com](http://www.dutysmith.com)

**Smith & Wesson**  
Website: [www.smith-wesson.com](http://www.smith-wesson.com)

## Electronics & Lighting

 **Cygolite**  
Website: [www.cygolite.com](http://www.cygolite.com)

**Alerte Systems Inc.**  
Website: [www.alertesystems.com](http://www.alertesystems.com)

**Cateye Bicycle Electronics**  
Website: [www.cateye.com](http://www.cateye.com)

**Cycle Siren**  
Website: [www.cyclesiren.com](http://www.cyclesiren.com)

**Gloworm Bike Lights US**  
Website: [www.glowormbikelite.com](http://www.glowormbikelite.com)



## EMS

### Openhouse Products

Website: [www.openhouseproducts.com](http://www.openhouseproducts.com)

### Stat Packs

Website: [www.statpacksstore.com](http://www.statpacksstore.com)

## Eyewear

### ESS Eyewear

Website: [www.esseyepro.com](http://www.esseyepro.com)

### Gatorz Eyewear

Website: [www.gatorz.com](http://www.gatorz.com)

### Rudy Project Eyewear

Website: [www.e-rudy.com](http://www.e-rudy.com)

### Zeal Optics

Website: [www.zealoptics.com](http://www.zealoptics.com)

## Footwear

### Five Ten

Website: [www.fiveten.com](http://www.fiveten.com)

### Patrol Cycle LLC

Website: [www.patrolcycle.com](http://www.patrolcycle.com),  
[www.patrolbike.com](http://www.patrolbike.com)

## Maintenance and Tools



### Rand Brands

Website: [www.randbrands.com](http://www.randbrands.com)

### United Bicycle Supply

Website: [www.unitedbicyclesupply.com](http://www.unitedbicyclesupply.com)

## Specialty Items

### ArmorPUR

Website: [www.armorpur.com](http://www.armorpur.com)

### CycleAware

Website: [www.cycleaware.com](http://www.cycleaware.com)

### ELHN Badge & Emblem Design

Website: [www.elhnbadge.com](http://www.elhnbadge.com)

### GSM Outdoors

Website: [www.epicstealthcam.com](http://www.epicstealthcam.com)

### Lift & Storage Systems, Inc.

Website: [www.liftnstore.com](http://www.liftnstore.com)

### NuGo Nutrition

Website: [www.nugonutrition.com](http://www.nugonutrition.com)

### Polar Electro Inc.

Website: [www.polarusa.com](http://www.polarusa.com)

### Promotive.com

Website: [www.promotive.com/lawenforcement](http://www.promotive.com/lawenforcement)

### SAFETEC

Website: [www.safetec.com](http://www.safetec.com)

## Training

### Jones & Bartlett Learning

Website: [www.jblearning.com](http://www.jblearning.com)

### John E. Reid and Associates, Inc.

Website: [www.reid.com](http://www.reid.com)

### Mad March Racing

Website: [www.madmarchracing.com](http://www.madmarchracing.com)

### Simunition

Website: [www.simunition.com](http://www.simunition.com)

### Street Crimes Seminars

Website: [www.streetcrimes.com](http://www.streetcrimes.com)

## Uniforms



### Bratwear

Website: [www.bratwear.com](http://www.bratwear.com)



### Mocean

Website: [www.mocean.net](http://www.mocean.net)

### Olympic Uniforms/J. Marcel

Website: [www.olyuniforms.com](http://www.olyuniforms.com)

## Other



### EMS World

Website: [www.emsworld.com](http://www.emsworld.com)

### Bikes Belong Coalition, Ltd.

Website: [www.bikesbelong.com](http://www.bikesbelong.com)

### Cygnus Law Enforcement Group

Website: [www.officer.com](http://www.officer.com)

### Dirt Rag/Bicycle Times

Website: [www.dirtragemag.com](http://www.dirtragemag.com)

### IMBA

Website: [www.imba.com](http://www.imba.com)

### JEMS Communications

Website: [www.jems.com](http://www.jems.com)

### League of American Bicyclists

Website: [www.bikeleague.org](http://www.bikeleague.org)

### Login, Inc./IACPNet

Website: [www.iacpnet.com](http://www.iacpnet.com)

### National Association of School Resource Officers

Website: [www.nasro.org](http://www.nasro.org)

### National EMS Memorial Bike Ride

Website: [www.muddyangels.com](http://www.muddyangels.com)

### NHTSA Safety Countermeasures

Website: [www.nhtsa.dot.gov](http://www.nhtsa.dot.gov)

### Officer Down Memorial Page

Website: [www.odmp.org](http://www.odmp.org)

### Police Magazine

Website: [www.policemag.com](http://www.policemag.com)

### Velo Press

Website: [www.velogear.com](http://www.velogear.com)



**IPMBA**  
EMS on Bikes

## 24<sup>th</sup> Annual IPMBA Conference and Expo

Tampa, Florida - May 16-23, 2014



Extraordinary Training for  
Public Safety Cyclists  
[www.ipmba.org](http://www.ipmba.org)  
410-744-2400  
[info@ipmba.org](mailto:info@ipmba.org)



# IPMBA Board Openings Announcement

INSTRUCTOR CORNER



Three seats on the IPMBA Board of Directors will be up for election/re-election at the 2014 IPMBA Conference in Tampa, Florida. This is the official notice for those who may be interested in serving on the IPMBA Board.

In order to be eligible to serve on the Board of Directors, you must hold current, active certification as an IPMBA Instructor.

According to the IPMBA By-Laws, Article 111, Section 5: Board Candidate, any qualified member can become a candidate for the Board of Directors by:

- a. Submitting a letter of interest to the Executive Director after the official notice and no later than 45 days prior to the first day of the Annual IPMBA Conference (last day to submit letter and resume will be **April 2, 2014**).
- b. A resume or C.V. (curriculum vitae) must accompany the letter of interest. If a resume or C.V. is not submitted, the candidate's name will be deleted from the list of potential candidates.

If you are interested in serving on the IPMBA Board, you may submit your letter of interest and resume to the Executive Director at any time before **April 2, 2014**.

Please email your letter of interest and resume to [maureen@ipmba.org](mailto:maureen@ipmba.org). Hard copies will not be accepted.

You will be expected to address the board during its pre-conference meeting in May; exact date and time to be determined.

If you have questions about board member responsibilities, please contact Maureen at 410-744-2400 or [maureen@ipmba.org](mailto:maureen@ipmba.org) or any current board member. Contact information for current board members can be found at <http://ipmba.org/about/ipmba/board-and-staff>.

**Submit your letter of interest and your resume by April 2, 2014**

## ADVANCE NOTICE ...

### Call for Instructors and Workshop Proposals

The 25th Annual IPMBA Conference will be held Saturday, April 11-Saturday, April 18, 2015, in Chandler, Arizona. Pre-conference courses will be scheduled April 11-15, and the conference workshops will take place April 16-18.

If you are an active, IPMBA-certified instructor and are interested in teaching at the conference or pre-conference, you must submit a **Call for Instructors and Workshops** form, which will be available from the IPMBA office shortly after the 2014 IPMBA Conference.

You will be asked to outline your bicycling, work, and teaching experience, *including non-bicycling-related expertise and/or instructor certifications*.

Instructors will be selected for the pre-conference training courses as well as the core conference workshops.

#### *It's easy – just follow these steps!*

**STEP ONE:** Contact IPMBA HQ at [Maureen@ipmba.org](mailto:Maureen@ipmba.org) or 410-744-2400. Ask for a Call for Instructors and Workshops form. (available after the 2014 conference).

**STEP TWO:** Select a Topic. Stop hoarding in-service training ideas.

**STEP THREE:** Write your Proposal. Follow the guidelines carefully.

**STEP FOUR:** Submit your proposal to IPMBA HQ by **June 15, 2014**.

**STEP FIVE:** You will be notified of the Education Committee's decision in early fall.

**Note:** Even if your workshop has been offered at past conferences, you must still submit the form. Past inclusion does not guarantee future acceptance.

# Congratulations New IPMBA Instructors

## IPMBA Instructor Course October 21-29, 2013 Tempe, Arizona

**Sarah Alvarez**, Albuquerque Police Department, Albuquerque NM; **Donovan Billingsley**, Arizona State University Police Department, Tempe AZ; **Andy Campbell**, University of Utah Police Department, Salt Lake City UT; **Kenny Fears**, Atlanta Fire Department, Atlanta GA; **Katie Fuchtman**, Arizona State University Police, Tempe AZ; **Robert Giago**, Casino Arizona Security, Scottsdale AZ; **Robert Heil**, Grand Junction Police Department, Grand Junction CO; **Seizen Ikeda**, Casino Arizona Security, Scottsdale AZ; **Samuel Maes**, Auraria Police Department, Denver CO; **Ryan Morley**, Tempe Police Department, Tempe AZ; **Wes Odom**, City of Surprise Fire Dept., Surprise AZ; **Randy Robichaud**, Buckeye Police Department, Buckeye AZ; **Charles Rojo**, Grand Junction Police Department, Grand Junction CO; **Daniel Safsten**, Scottsdale Police Department, Scottsdale AZ; **Brad Sousley**, Unified Police Department of Greater Salt Lake, Taylorsville UT; **James Wannow**, Wichita Police Department, Wichita KS; **Casey Ward**, Aspen Police Department, Aspen CO; **Darce Weil**, Colorado State Patrol, Denver CO.



Photo by Scott Picquet



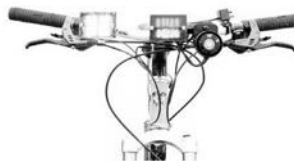
## IPMBA Instructor Course November 4-8, 2013 Washington DC

**Adam Brown**, Detroit Metro Airport Fire Department, Detroit MI; **Shaun Calcara**, Federal Reserve Police Department, Washington DC; **Jeremy Greenberg**, Fairfax County Fire Rescue, Fairfax VA; **Jordan Holland**, Claremore Police Department, Claremore OK; **Bryan Holmes**, Defense Intelligence Agency, Washington DC; **Michael MacLeod**, NSA Police, Fort Meade MD; **William Marucci II**, Erie Police Department, Erie PA; **Matthew McLamb**, Cary Area EMS, Cary NC; **John Metz**, Duke University Police Department, Durham NC; **Marc Nelson**, Erie Police Department, Erie PA; **Kevin O'Gara**, Upper Darby Police Department, Upper Darby PA; **Anthony Patterson**, Temple University Police Department, Philadelphia PA; **Jeff Prawdzik**, Riverdale Park Police Dept., Riverdale Park MD; **Christopher Stroup**, Temple University Police Department, Philadelphia PA; **Christopher Todd**, Federal Reserve Bank Police Department, Washington DC.

### BIKE PATROL SIREN

#### CycleSiren Features:

- ✓ Sound modes are **Wail, Yelp and Horn** (Whistle sound available).
- ✓ Daylight viewing LED strobe lighting. Color options, **Red/Blue, Red/White and All Blue.**
- ✓ Powered by a 9.6-volt Ni-MH RC battery that fits into the Police rack or side gear pack.
- ✓ For **Police & EMS Bike Patrol.**



Please visit our Web site  
[www.cyclesiren.com](http://www.cyclesiren.com)  
Or telephone us at  
**714-628-8935.**

#### Accessories:

LED Taillights: Blue/Amber, Red or Blue.  
Ultra-Bright White LED Patrol Light.



Buy an IPMBA  
Bicycle Headbadge  
for YOUR bike!

Call 215-266-4878 or  
email [jen@jen-green.com](mailto:jen@jen-green.com).  
Available in  
Silver (\$100) or Bronze (\$75)

# Al Simpson, PCI #165T/EMSCI #005T “Retires”

Long time IPMBA Instructor/Instructor Trainer Al Simpson, retired from Pompano Beach (FL) Police Department, has announced his retirement from teaching IPMBA Instructor Courses.

Al, who also served on the IPMBA Board of Directors from 1999 to 2002, including several terms as Education Director, was instrumental in transforming the Police Cyclist Instructor Development Course (PCID) into the IPMBA Instructor Course (IC).

During his tenure as an Instructor-Trainer, Al was an instructor for 28 PCIDs and ICs attended by nearly 700 students. His first was at the 1999 IPMBA Conference in Chicago, Illinois, and his last was in 2013, at Arizona State University in Tempe, Arizona.

Al’s mentorship extends to students who attended the following courses. Although he is putting his “T” to rest, Al intends to continue teaching IPMBA Police, EMS, and Security Courses for the foreseeable future.

IPMBA is indebted to Al for his long-term contributions to the professionalism of IPMBA’s training courses and hopes he will continue to share his knowledge and experience for years to come.

*Al can be seen on the facing page “striking a pose” in front of the students from his very last IPMBA Instructor Course.*

## Al’s Instructor Courses

- 1999: Chicago IL; Orlando FL
- 2000: Tucson AZ; San Antonio TX; Chicago IL; New Orleans LA
- 2001: Orlando FL; Cincinnati OH; Minneapolis MN; College Park MD; Pikesville MD
- 2002: Fort Lauderdale FL; Nashville TN; Salisbury MD
- 2003: Fort Lauderdale FL; Charleston WV
- 2004: San Antonio TX; Indianapolis IN; Charleston SC
- 2005: Scottsdale AZ; York UK
- 2006: Dayton OH
- 2007: Baton Rouge LA; Minneapolis MN
- 2008: Indianapolis IN
- 2010: Chesterfield-Saint Louis MO
- 2013: Indianapolis IN; Tempe AZ

# TAX DEDUCTION IPMBA NEEDS YOU!

Please remember IPMBA in your giving.

Your support helps us develop world-class training and resources for public safety cyclists.

When it comes to police, EMS, and security cycling, IPMBA’s got your back!

I support IPMBA’s efforts to keep world-class public safety cyclist training accessible and affordable.

My tax-deductible contribution is enclosed:  
\$100 \$75 \$50 \$25 \$ \_\_\_\_\_

### — We Thank —

**Jim Bowell**, Troy (OH) Fire Department

**Keith Cochran**, Anne Arundel Community College (MD) Department of Public Safety

**Kurt Feavel**, University of Wisconsin Police Department (retired)

**Kenneth D. Mullen**, Illinois State Police

**Gerrit “Bip” Terhune**, Richmond (VA) Ambulance Authority

**Nathaniel Turner**, Cypress Creek (TX) EMS

**Matthew Veatch**

Name \_\_\_\_\_

Membership Number \_\_\_\_\_

Address \_\_\_\_\_

\_\_\_\_\_

Email \_\_\_\_\_

Phone Number (\_\_\_\_\_) \_\_\_\_\_ Amount of contribution: \$ \_\_\_\_\_

My check is enclosed (*payable to Police on Bikes, Inc.*)

Charge my MC/Visa:

\_\_\_\_\_ | \_\_\_\_\_ | \_\_\_\_\_ | \_\_\_\_\_

EXP \_\_\_/\_\_\_ CVV Code: \_\_\_\_\_

Mail to: INTERNATIONAL POLICE MOUNTAIN BIKE ASSOCIATION  
583 FREDERICK Rd., SUITE 5B, BALTIMORE MD 21228

## Congratulations New Instructor-Trainer

Congratulations to Patrick Hernandez, Albuquerque (NM) Police Department, on achieving the highest distinction an IPMBA Instructor can earn – Instructor-Trainer. Instructor-Trainers are entrusted with the responsibility of educating the next generation of IPMBA Instructors and ensuring the continued quality of our training programs.

Becoming an IT is no small feat. One must have at least four years and 4000 student-hours of experience, and have taught at a conference. One must have taught solo and with co-instructors, and administered a class of at least 15 students. One must assemble an application packet for review by the Education Director. Having been approved, an IT Candidate must complete a practice teach under the tutelage of a senior IT and be subject to evaluation and critique. Upon successful completion of the practice teach, the instructor is awarded the honor and privilege of adding the “T” to his or her instructor number(s).

**Patrick Hernandez**, PCI #834T/EMSCI #161T, attended the IPMBA Police Cyclist Course taught by Ron Surran in December 2003. He graduated from the IPMBA Instructor Course at the 2005 IPMBA Conference in Scottsdale, Arizona. In his instructor application, he stated that his reasons for wanting to become an IPMBA Instructor were to expand access to IPMBA’s training programs and to enhance and improve his own teaching and cycling skills to better serve his future students. In addition to teaching IPMBA courses throughout New Mexico, Patrick has served as the host agency chair for the 2009 IPMBA Conference in Albuquerque and has amassed a collection of IPMBA medals during the annual competition. He completed his student teach in October 2013, in Tempe, Arizona, and is looking forward to his first experience teaching an IPMBA Instructor Course at a conference this year in Tampa, May 16-20.



## Maintenance Lesson #1: Do Not Rush

by **Todd Prevost, PCI #650**  
*Lafourche Parish (LA) Sheriff's Office*

So, it's Halloween afternoon and Parish officials announce that trick or treat times have moved up one hour due to an approaching thunderstorm. My patrol bike was in need of some tuning up after a fleeing felon ran through it during an attempted traffic stop a few days ago. With the missing hour from my agenda I had to decide whether to start maintenance or grab another bike. Of course, I want to ride my usual, so I get to work in my department bike shop.

Although pressed for time to make it out for the kiddies collecting their treats, I'm working fast and confidently...so fast that I spun my front wheel before my finger was clear. I was adjusting the brake caliper in relation to the rotor, and with a swipe of the rotor, there goes my finger tip.

I rush to the ER, check myself in, and a short while later receive a



visit from one of our majors. He and another deputy were outside the building where the shop is located and heard enough when I ran out yelling to know that I was headed to the ER due to my cut finger.

My maintenance shop is rarely visited by department management, but my injury sparked investigative curiosity and they entered to look at evidence. Lo and behold! They find the finger tip stuck to the rotor, retrieve it, and bring it to me along with the picture taken prior to recovery.

My lesson learned...do not rush.



### Stay Cool

**Keeps liquids cool twice as long as other water bottles.**

**\$14.99. Blue or Platinum.**

For every bottle purchased, IPMBA receives \$5 of program support.

[www.polarbottle.com/benefit-bottles/international-police-bike-association/](http://www.polarbottle.com/benefit-bottles/international-police-bike-association/)

**Get Yours Today**



## Wear IPMBA!

Choose quality tactical performance wear to be embroidered and

Visit [www.tacticalwearonline.com](http://www.tacticalwearonline.com)

Call Don Erb at 717-666-2348

Email [erbd@tacticalwearonline.com](mailto:erbd@tacticalwearonline.com)

# IPMBA EMS Committee

**Mission:** The mission of the EMS Committee is to develop effective policies, programs, and guidelines for both the training and operational aspects of EMS cyclists. Its primary purpose is to provide information and tools to properly prepare EMS personnel for bicycle duty.

**Goals & Objectives:** The goals of the EMS Committee are to assist the Education Committee in the development of world-class training materials specific to EMS cycling; set standards and best practices; and provide input to aid in the development of policies pertaining to EMS cyclists. These objectives are attained through:

**Establishing a diverse committee:** Recruit committee members who represent a cross-section of the many types of EMS agencies served by IPMBA.

**Listening to the IPMBA membership:** Provide a mechanism by which IPMBA members may communicate their training and policy needs, which are driven by the challenges they face in the field.

**Maintaining awareness of the environment:** Recognize that the environment in which bike personnel operate is constantly changing and be prepared to adapt programs and policies to ensure the continued effectiveness of bike personnel.

**Developing training policies and materials:** Work in conjunction with the Education Committee to ensure the ongoing relevance and quality of EMS-related training materials.

**Supporting industry efforts to develop and market products suitable for use by EMS Cyclists:** Working in conjunction with the Industry Relations Committee, identify gaps in products/services suitable for EMS Cycling, and support industry efforts to close those gaps through the development of innovative products and services.

**Disseminating the information:** Using IPMBA established communication channels, provide IPMBA members with tools and information that will positively impact their ability to perform their duties.

## Wanted: EMS Committee Members

IPMBA is currently seeking motivated EMS Cyclists to serve on the IPMBA EMS Committee.

Committee members must be active, certified IPMBA EMS Cyclists.

The committee needs highly motivated members who are willing to work on projects throughout the year and provide feedback and input on trending topics in EMS cycling.

The committee shall be comprised of representatives from public, private, and fire- based EMS providers with active bike medic teams in order to ensure all have a voice in IPMBA's training and policy decisions.

A maximum of six certified IPMBA EMS Cyclists will be invited to join the committee, representing as many categories as possible. Categories include, but are not limited to: public, private, fire-based, and third service EMS systems; Search and Rescue teams; and IPMBA EMS Cyclist Instructors.

Selected members will serve a one-year term and will be required to re-apply for subsequent terms.

IPMBA EMS Cyclists interested in serving on the EMS Committee may apply by sending a letter of interest and resume to [emsc@ipmba.org](mailto:emsc@ipmba.org). Hard copies will not be accepted.

Please include the following information in your letter and resume:

- 1) Agency name and type
- 2) Branch of public safety
- 3) Agency size and number of bike-trained personnel
- 4) Your public safety cycling experience
- 5) Your public safety cycling instructional experience, if any
- 6) Your involvement in IPMBA activities and events
- 7) The last IPMBA conference you attended
- 8) Other public safety/instructor certifications

Questions about the EMS Committee can be directed to the EMS Coordinator, Wren Nealy, at [emsc@ipmba.org](mailto:emsc@ipmba.org).

**Deadline: March 31, 2014**

## MEMBER NEWS

### IPMBA Board

#### PRESIDENT

**Bernie Hogancamp**  
PCI # 498

Homewood Police Department (Ret.)  
Homewood, Illinois  
[President@ipmba.org](mailto:President@ipmba.org)

#### VICE PRESIDENT

**Robert Hatcher**

PCI #629/EMSCI #103  
Delaware Police Department  
Delaware, Ohio  
[VP@ipmba.org](mailto:VP@ipmba.org)

#### SECRETARY

**Craig Lepkowski**

PCI #1180/EMSCI #272  
Lake Forest Police Department  
Lake Forest, Illinois  
[Secretary@ipmba.org](mailto:Secretary@ipmba.org)

#### TREASURER

**Marc Zingarelli**

EMSCI #179/SCI #002  
Circleville Fire Department  
Circleville, Ohio  
[Treasurer@ipmba.org](mailto:Treasurer@ipmba.org)

#### CONFERENCE COORDINATOR

**Tom Harris**

EMSCI #030T/PCI #861T  
East Baton Rouge Parish EMS/  
Livingston Parish Sheriff's Office  
Baton Rouge, Louisiana  
[Conferences@ipmba.org](mailto:Conferences@ipmba.org)

#### EDUCATION DIRECTOR

**Michael A. Wear**

PCI #516/EMSCI #059T  
Metropolitan Police Department  
Washington DC  
[Education@ipmba.org](mailto:Education@ipmba.org)

#### INDUSTRY LIAISON

**James Englert**

PCI #1081  
Arapahoe County Sheriff's Office  
Centennial, Colorado  
[Industry@ipmba.org](mailto:Industry@ipmba.org)

#### EMS COORDINATOR

**Wren Nealy, Jr.**

EMSCI#154/PCI#860  
Cypress Creek EMS/Waller County  
Sheriff's Office  
Spring, Texas  
[EMSC@ipmba.org](mailto:EMSC@ipmba.org)

#### MEMBERSHIP COORDINATOR

Position Open

## IPMBA Remembers



### Brian Todd Schimpf

Grand County EMS, Colorado

#### End of Watch:

November 23, 2013

#### Biographical Info

Age: 33

Tour of Duty: 9 years

#### Incident Details

Cause of Death: Vehicle Crash

Date of Incident:

More than a year after a Grand County EMS vehicle rolled two-and-a-half times on Red Dirt Hill, the driver of the vehicle, former EMS Captain Brian Schimpf, died following a surgery related to injuries sustained from the accident.

After Schimpf underwent surgery on Wednesday, November 20, he was placed on life support due to complications with the surgery, according to Grand County EMS Chief Ray Jennings. Schimpf never regained consciousness and died on Saturday, November 23. He was 33 years old.

Schimpf had been working for Grand County EMS for less than a year when he was returning from a structure fire at Beaver Village around 2 a.m. on September 7, 2012. He was travelling westbound on Highway 40 on Red Dirt Hill when the accident occurred.

Schimpf suffered numerous injuries from the accident including a mild head injury, broken ribs, broken tibia and fibula, broken collarbone, and spinal injuries.

Schimpf went into surgery on Wednesday in relation to the spinal injuries.

Brian attended the IPMBA EMS Cyclist Course conducted by Kyle Roodberg, EMSCI #196, in June 2008. He was a certified EMS Cyclist while with Denver Health Paramedics, where he spent most of his career as a paramedic.



### Moore, Oklahoma, Getting Back to Normal

Sgt. David Dickinson of the Moore (OK) Police Department rides during the city's 25th Annual Red Ribbon Parade, which was held on October 27, 2013. Sgt. Dickinson and his partner, Sgt. Rebecca Miller, often ride during city sponsored events to help foster community relations while providing a highly mobile police presence. The bike team was reborn three years ago after a long hiatus and has proven its worth in various events, including patrolling disaster areas after their recent devastating tornado. Both officers are IPMBA certified police cyclists.

### IACP Bike Patrol Presentation

In October 2013, IPMBA Instructors Michael Murphy (Chief, Upper Moreland Police Department); Lee Benson (Deputy Chief, Warminster Police Department); and Jason Schiffer (Retired Chief, Bethlehem Police Department) conducted a presentation about the benefits of bicycle patrol during the 2013 Annual IACP Conference in Philadelphia. They discussed the history of bike patrol, the numerous and varied applications (with an emphasis on Bicycle Response Teams), and the public relations/community policing benefits of having cops on bikes.

The session, which was geared towards smaller agencies, was well-attended and garnered two photographs in the Police Chief magazine.

Congratulations and thanks to Mike, Lee, and Jason!



Photo by Joe Orlando



Photo Courtesy Jeff Britton

### Bike Rodeo in Central Point

Submitted by Jeff Britton, PCI #1205

On Saturday, September 14, 2013, the Central Point (OR) Police Department sponsored a bicycle rodeo. Over the course of two hours, they fitted approximately 100 children with new helmets to help keep them safe during their rides.

# Mill Creek Officer Organizes Bike Night at Skatepark Once a Month

Bikes replace boards for a night at Mill Creek skate park



Mill Creek police officer Mike Harris (left) speaks to a BMX rider during Bike Night at the Mill Creek Skate Park on Friday. Photo by

by **Rikki King**  
The Mill Creek Herald  
September 10, 2013

MILL CREEK -- Once a month, the park is all theirs. "Bicycle motocross" or "BMX" riders usually are banned from the skate park at the Mill Creek sports complex on North Creek Drive.

For safety reasons, the city says it can't let bike riders and skateboarders commingle on the park's ledges, stairs and in the deep concrete bowl set into the ground.

The cops kept having to kick out the bike riders. That didn't make them too happy.

So Mill Creek police officer Mike Harris [PCI #1125], the city's full-time bicycle cop, found a solution.

For about a year now, Harris has been hosting "Bike Night" on the first Friday night of each month, when the weather cooperates.

From 5 to 10 p.m. on Bike Night, BMX and mountain bike riders get to use the skate park and practice tricks. The most recent Bike Night was Friday.

"It just gives them a place to hang out and have fun in a good environment," Harris said.

As many as 40 kids and young adults come from all over Western Washington, the officer said.

A YouTube video of Bike Night posted online in June already has hundreds of views. The word spread through the BMX community and social media.

"They love it," Harris said. "They think it's fantastic."

Local BMX riders hope Bike Night can show people the positive side to their sport, said Chance Keyes, 25, of Mountlake Terrace.

Years ago, BMX riders had a reputation for being trouble-makers, he said. At the Mill Creek park, they try to be laid-back, respectful and clean up after themselves. He hopes more skate parks will consider allowing BMX riders or giving them allotted ride time.

Keyes grew up in Marysville, and he joined neighborhood kids as they rode bikes over makeshift "jumps" on dirt paths in the woods, he said.

He's worked at the Marysville Bike Shop and now Bicycle Centres in Everett.

The Everett shop provides bicycle supplies and repairs for the Mill Creek police department. Keyes got to know Harris. He's made nearly every Bike Night so far.

"It's really cool because you get to see people of all ages and all skill levels

and have a good night of riding," he said. "It's always super positive."

Harris, who's also worked as a school resource officer, joined the Mill Creek department in 1990. In earlier years, he worked for the federal government, and he served in the U.S. Air Force as a sergeant and a handler for dogs trained to detect illegal drugs and bombs.

In the early 1990s, Mill Creek was struggling with car prowls, Harris said.

Thieves were taking advantage of the community's dozens of miles of trails and wooded acreage in their getaways.

Harris had grown up riding a bike around his neighborhood. The police department started a bike patrol.

"It was a way of addressing a problem that was happening in the city, and a way to get back into the trails and the areas that cars were having a hard time getting to," Harris said.

When the Mill Creek Town Center first launched, Harris patrolled there a lot, keeping an eye on things. He got to know the business owners.

"One thing about the bike is it's easy for people to talk to me," he said. "You don't get the steel cage around you that sometimes inhibits people."

This article appeared in the September 10, 2013, edition of the Mill Creek Herald.

**24TH ANNUAL IPMBA  
CONFERENCE AND EXPO**

[www.ipmba.org](http://www.ipmba.org)  
410-744-2400  
[info@ipmba.org](mailto:info@ipmba.org)

Extraordinary training for  
public safety cyclists

**IPMBA**  
International Police Mountain  
Bike Association

Tampa, Florida - May 16-23, 2014

# Longtime officer revs up for retirement

## LIEUTENANT KNOWN FOR WORK WITH BIKE PATROLS RETIRING AFTER 35 YEARS

by Megan Gray  
*Denton Record-Chronicle*  
 Published: 21 December 2013

Going on high-speed chases and nabbing criminals are things of the past for Denton police Lt. Tom Woods. After 35 years of service to the community, he is retiring.

When Woods moved to Texas from his home in New York in the 1970s, becoming a police officer wasn't even on his radar, even though he'd grown up with family members on the New York City police force.

"I was a pool builder," Woods said Friday afternoon in his near-empty office. "With the urging of my uncle who lived in Oklahoma, I came down to check out property here. We were going to build houses with swimming pools together."

He thought about becoming an officer during the night to have some income coming in while he worked on pools during the day. It didn't work out, Woods said.

"The economy tanked, my aunt died and my uncle didn't want to continue our business," he said.

After missing his chance to sign up for Plano's police force, he tried Denton, and the rest, he said, is history.

Woods graduated from the North Central Texas Regional Police Academy in 1979 and went straight to work as a patrolman before moving up the ranks. He was promoted to sergeant in 1986 and then to lieutenant in 1996, where he finished his career working as commander of the Special Operations Division.

One of his memories from his days as a patrol officer was when he caught an armed suspect after a daytime robbery at the Denton Center shopping area — a "big adrenaline rush," he recalled.

Woods said a man with a gun began robbing a clothing store on University Drive, not realizing a second employee was in the back of the store watching everything that was going on while talking to the police.

"I was at a traffic stop by Grandy's, heard the call on the radio, and told the person I stopped that today was their lucky day," he said. "I left and quickly went across the street to the area where the robbery had just occurred."

Woods jumped from behind the suspect, pointed his gun to his back and shouted, "Don't move."

Woods said he tackled the man in the parking lot and it soon started "raining cops."

"They came out from everywhere," he said. "We got him because everyone heard that call on the radio."

A self-described adrenaline junkie, Woods said he was always tied to bikes — especially those with motors.

"It's funny looking back because that's all I was about when I was younger. ... I would pass a cyclist on the street and I think to myself, 'Put a motor on it,'" he said with a laugh.

In fact, Woods became widely known as an advocate for bicyclists and for helping train hundreds, if not thousands, of police officers around the world about bicycle patrols. He even helped create the bike-to-work program for the city of Denton in the 1990s.

"I tried as recently as the benefit fair a few months back to get the program off the ground again, but there really wasn't much interest," Woods said. "Hopefully that will pick up again at some point."

His career highlights include being a founding member and past president of the International Police Mountain Bike Association and working with Project Harmony, an organization that provides support to victims of abuse and neglect.

Working alongside these groups, he said, provided him an incredible opportunity, including setting up bike patrols in other countries.

"One of my most rewarding and self-fulfilling experiences was going to Kigali, Rwanda, after the genocide," Woods said. "Walking through the war-torn country was heart-wrenching."

During his August 1997 stay working with the U.S. State Department's Rwandan bicycle patrol project, he said squatters had taken over people's homes and infection was rampant.

"The malaria was so bad we had to be drenched in DEET our entire stay,"

*(Continued on page 25)*



**Allan Howard, PCI #001T**  
*Dayton (OH) Police Department (Retired)*  
*IPMBA Founding Member*

When you think of IPMBA, what it started out as and what it's become, you should think of Tom Woods. I liked Tom right away and knew that he could teach me a great deal. You see, the job description for being Allan Howard requires you be able to "go off half-cocked" and "fly off the handle", and often. Tom, along with the rest of the originals, made sure that only the productive parts of me made it

While Allan Howard wasn't able to be at Tom's retirement bash in January, other early IPMBA board members made the trip to Texas. Left to right: Al Simpson, Ray Ranne, Tom Woods, Andy MacLellan, and Kirby Beck.

into the organization. Tom also warned people what I'd do if they ever handed their handgun I was admiring.

He, along with Kirby and the others, were forward-thinkers and saw the potential good and bad of everything, stuff I never really thought about. I truly feel that Tom and the other originals did something that led us to where we are today. And I can tell you we're a long way from where we started.

I've shared good times with Tom and it is my hope that he has so many more that he begins to forget them. Tom Woods is my good friend and what I consider to be the quintessential "founder" of IPMBA. Take care of yourself, my brother, stay healthy and drain that pension system dry!



# 35-Year Career Celebrated

**T**om Woods, PCI #010T/EMSCI #117T, was one of IPMBA's founding members. As a member of the League of American Bicyclists and an Effective Cycling Instructor (ECI), he helped create the law enforcement-specific program that would become the core of IPMBA's training programs. In 1991, he attended the First National Conference of Bicycle-Mounted Police in Tucson, Arizona, and was elected to the governing board of the brand-new International Police Mountain Bike Association the next year. He served on the board from 1992-1998, including a term as chair. He helped author the *Complete Guide to Police Cycling* and the second edition, known as the *Complete Guide to Public Safety Cycling*.

Tom taught the IPMBA Police Cyclist Course at Denton Police Department and for other agencies in Texas and beyond. Through ICITAP and Project Harmony, respectively, he helped bring police cycling to Rwanda and the former Soviet Republic

of Georgia, where he became known as "the Father of Police Mountain Bikes in Russia." Always one to share his vast knowledge and experience with others, Tom taught 16 Instructor Courses and developed several workshops for the IPMBA Conference. He has attended and/or instructed at every IPMBA Conference since 1991.

IPMBA congratulates Tom on his 35-year career in law enforcement and is grateful for his many years of service and leadership to IPMBA. We wish him all the best in his future pursuits, including that of becoming a professor in the subject of the history of rock and roll.



Tom was presented with a plaque by Andy MacLellan on behalf of IPMBA.

**Kirby Beck, PCI #002T, EMSCI #017T**  
*Coon Rapid (MN) Police Department (Retired)*  
*IPMBA Founding Member*

**T**om was, of course, one of the first IPMBA PCIs and was also one of the original IPMBA Board members, before the name IPMBA even existed. Police bike patrol has never had a better, more enthusiastic proponent than Tom Woods. Tom is a Marine Corps veteran who served in Viet Nam. The values he carries with him everyday are those of a Marine. His word is good and he is good to his word. Tom is as reliable and dependable as they come. Tom is also a huge fan of bikes, both motorized and pedaled. He loves all kinds of riding, both on-road and off, and that love of bikes extends to wrenching on them as well as riding on them. One of his dreams has been to own and run a bike shop; I wonder if that one will ever be fulfilled. He enjoys sharing his love of cycling with others, and teaches others to ride safely, legally and smartly, so they will enjoy it as much as he has. As a League Cycling Instructor, he will undoubtedly continue teaching others to ride.

I have several favorite Tom Woods and IPMBA memories. In 1998, our conference was in Tacoma. It had several "firsts", including the hill climb and a minor league baseball game. The Tacoma Rainiers made some special provisions for IPMBA attendees, including special seating, recognition over the PA, and an opportunity for the IPMBA Chair (Tom) to throw out the first pitch. With all eyes watching, including those of every IPMBA member in attendance, Tom walked out to the mound. The catcher settled in behind the plate and Tom - with little to no warm up tosses - pitched a perfect strike. Well, that's the way it was scripted, but in reality, Tom's pitch hit the ground several feet in front of the mound, and was scooped up by the catcher. Tom probably remembers the script, but the rest of us found the reality incredibly funny.

Tom has been an integral part of IPMBA since the beginning, and we are all richer for having been his friends, colleagues, and students.

*(Continued from page 24)*

Woods said. "While going in, we were told we had the cream of the crop to create a new police force; what we got was a bunch of scared men and one woman."

Many older Rwandan men had died in the war, so Woods said all 100 participants were in their late teens and early 20s.

"Nobody wanted to be there, and you could tell they wanted to know how they could be safe just riding around on a bike when they were used to seeing large trucks with bazookas as the police force," he said.

Despite the problems, the mission was completed, he said.

"It's something that makes you feel good to be a part of," Woods said.

He remembers as a patrol officer helping capture a serial rapist, and being engaged in a high-speed chase that led officers all the way to Oklahoma before his partner shot out two tires on a Corvette.

He also credits other officers throughout his career for the work he's been able to accomplish.

"It takes a team and I have worked with some amazing officers over the years," Woods said. "Some have since left but others remain on, and I have confidence bicycling instruction will continue as a part of the department."

Retirement will free up his time to travel with his wife, he said.

"We are baseball and classic rock music fans," Woods said. "Not having to go into work will give us the opportunity to spend time enjoying things we love as a couple ... maybe even attending Texas Rangers spring training in 2015."

As he leaned in his office chair one last time, he reminisced about days gone by and his move down south so many years ago.

"Who would've thunk it?" Woods said with a smile. "Little ol' Denton, Texas."

## Bring Back the Bike!

(Continued from page 1)

created: the International Police Mountain Bike Association (IPMBA).

Fast forward through a couple of recessions, increases in fuel prices, skyrocketing medical insurance costs, shrinking police budgets, and another trend focusing on technology, and the use of the police bicycle took another noticeable dip.

But it is time for law enforcement agencies to take another strong look at this valuable asset. In essence, we need to drive the police bicycle to its third historical comeback.

### Stealth on a Bike

There are two types of officers: those who wait for their calls to come in and those who are proactive and make things happen. One of the surest ways to accomplish the latter is to put yourself out there and make contact with the public. In a study mentioned by Chris Menton, a professor from Roger Williams University, officers involved with vehicle patrol averaged 3.3 contacts in an hour. On the other hand, those patrolling on bicycles averaged 7.3 contacts per hour. At first glance you might think vehicle patrol handled the more serious calls, while bicycle patrols handled little more than public relations. But you'd be wrong. The study showed that both forms of patrol did about the same amount of grunt work. Granted, certain call dynamics gave vehicle patrols a distinct advantage. Still, bicycle patrols offered some significant

tactical advantages over any other form of patrol.

The main advantage of using a police bicycle is stealth. Everyone is listening for sirens in the distance and preparing for police cruisers to roll up. However, unless the bad guys are covering all access points with lookouts, the police bicycle can sneak in through what would ordinarily be considered inaccessible vehicle entry points. Former bike team members often reflect on how, when they were on bikes, they could just ride right up to a suspect before he or she even realized it. Surprise is a game changer because it reduces the ability of those being surprised to react.

Another point Menton noted in his study was a phenomenon he called "the tenor of the response." There was less drama involved when a police bicycle rolled up to the scene. Bicycle patrol officers were able to place themselves in the mix sooner than officers in squad cars, who had to find a place to park, shut down, get out of the car and walk to the scene. Since time to contact was decreased, it made it harder for suspects to get rid of evidence, plan an escape, or create a bedtime story when asked what was going on.

Lt. David Hildebrand of the Denton (Texas) Police Department (a well-respected advocate and member of IPMBA) agrees, "With their ability to move more slowly, officers can observe more. They can utilize more of their senses to detect crime, and when necessary, they can respond quickly. Due

to their stealth advantage, bike patrols oftentimes ride right up on criminal activity while it is occurring."

### Better than Foot Patrol

Many agencies use dedicated foot patrols. Though still a viable option under the right circumstances, upgrading to a bicycle patrol can help the officers from these agencies perform their mission more effectively and safely.

At minimum, the use of a police bicycle will increase officers' response times and extend their range over officers on a foot beat. Let's face it: you can move a great deal faster and go further on a bike than if you were just on foot. Since the officer is more mobile, it also increases officer safety and survival. Unlike just being on foot, officers on police bicycles can create their own tactical advantages based on the types of calls they respond to.

### Directed Patrol on a Bike

As with most things in law enforcement, it all starts with a citizen contact. Since we have already shown statistically that officers on bicycles generally make more contacts, it stands to reason that they also have the potential to be more productive. The trick is to match the resource to the mission. The police bicycle's first and best mission has always been directed patrol.

"Bicycle patrols have been shown to be very successful and effective in entertainment districts, apartment complexes, and high drug traffic areas," stresses Hildebrand. These areas by nature have a multitude of design considerations that inhibit vehicle patrol and slow foot response.

Hildebrand further draws attention to this fact, saying: "Open spaces are (generally) inaccessible to motorized traffic." You can't drive a car through a park or playground, for example. Why run across an open area when you can ride faster and cover a dangerous area more safely? On a bicycle, common obstacles are easily cleared. It is faster to stop, manipulate the bike over a fence, and then ride on than it is drive around the block, looking for a safe place to park.

On busy streets, officers can't just stop their cars wherever they want either

(Continued on page 27)



Photo by Maureen Becker

# Bring Back the Bike!

(Continued from page 26)

(excluding exigent circumstances). They can, however, park their vehicles near their directed patrol areas, deploy their bikes and ride in and around high pedestrian traffic areas. Riding bicycles gives officers immediate access to people walking around parking lots, hotels, businesses, fast food restaurants, and other potential crime areas.

Back in the day, my own agency's bike teams were in the mix all the time and made huge impacts in the areas they patrolled. Their assignment was to work crime trends and they did it with exceptional flare. Dep. Steve Moser was one such officer, and, during a casual conversation about his experiences, he related a bike team story. Moser told me about a stop he and members of the bike team made on a suspicious person. The suspect had a small amount of heroin on him and they were able to flip him. That interaction led to a dealer who was working out of our tourist corridor. The team was able to flip him, too.

Armed with the dealer's cooperation, they set up shop at the dealer's hotel, worked

his phone, and made 30 drug-related arrests. All of this productivity was generated through a single contact by an officer on a bicycle.

Several other former bike team members from different agencies shared similar stories for this article. They feel that a bike is a great tool in the hands of a motivated officer. They also reiterated how easy it is to sneak into an area and roll right up to the bad guys without detection.

It was never about riding around looking pretty for the cameras and being politically correct. It was about making it happen, and being on a police bicycle helped them to do so.

## Bring Back the Bike

I am not implying a police officer on a bicycle is a magic bullet, but I am suggesting that agencies reconsider adding police bicycle programs. At minimum, bicycle patrol increases citizen contacts, which leads to more productivity; saves on gas; and helps keep officers healthier.

We need to expand the traditional nature and scope of the bicycle patrol mission as well. Many agencies have already proven that officers on police bicycles can be used for crowd control and other tactical purposes.

I have always understood that you go to war with the army you have and not the one you wish you had. I have, therefore, become accustomed to making the best use of what I have. I am always searching for new approaches to old problems. If your agency has some police bicycles lying around, dust them off and ask to get them rolling again. If you don't have any, try to add them to the next budget as a pilot program. The bottom line is you are either making it happen or watching it happen. Taking another look at how to incorporate bicycle patrols will help you make it happen.

*Amaury Murgado is a lieutenant with the Osceola County (Fla.) Sheriff's Office. He is a retired master sergeant from the Army Reserve who has more than 25 years of law enforcement experience.*

## POLICEBIKESTORE.COM

### MaxPatrol-600 Bike Patrol Light



Small and Powerful



**NEW!**

Optional Taillight  
with Pursuit Lights



by Code3Sports

“ All I can say is WOW... probably the single best investment I made as a Police officer who patrols city streets on a bicycle. ”

Customer comment

- Refined using feedback from Officers nationwide
- Car Stopping CREE LED Flashing Pursuit Lights
- Super Bright CREE LED 600 Lumen Headlight
- Discreet design for undercover work
- Compact Aluminum Construction
- Fully visible in bright daylight

» Visit [www.policebikestore.com/maxpatrol](http://www.policebikestore.com/maxpatrol) for more information and video demonstrations

# 2014 Product Guide



**IPMBA**  
International Police Mountain  
Bike Association

583 FREDERICK RD., SUITE 5B  
BALTIMORE MD 21228

NONPROFIT ORG  
U.S. POSTAGE  
**PAID**  
BALTIMORE MD  
PERMIT NO. 3361

Extraordinary  
**bike**  
training  
**for**  
**YOU**

24<sup>th</sup> IPMBA  
CONFERENCE

May 16-23, 2014



Tampa, Florida ~ [www.ipmba.org](http://www.ipmba.org) ~ [info@ipmba.org](mailto:info@ipmba.org) ~ 410-744-2400